



# Ace Caravans 2002



Award



Jubilee



2002

Enjoy the freedom





## The Award

With an overall width of 2.23 metres (7'4"), the new Awards not only look magnificent they are far more roomy inside than most other UK products in this market sector.

Add an individually styled one piece GRP (glass reinforced plastic) front, housing recessed silver screened windows, and a one piece rear panel with the very latest Hella circular road lights and the exterior exudes the unique appearance always associated with the Award.

The five models in the range provide a choice of the best two, four and five berth layouts. From the compact two berth Daystar to the top of the range Northstar with permanent rear bedroom and ensuite shower room, they all have their own very personal appeal.

The interiors combine traditional style with modern technology. The Spanish Chestnut coloured furniture is offset by the modern blue and beige soft furnishings in chenille fabrics. Mains lights have gunmetal finishing detail and the Belling oven, grill and hob includes an 800 watt electric hotplate for clean instant heating on site.

The Award range - setting new standards.



## The Jubilee

Sharing the same extra wide body as the Award, the five model Jubilee range brings a breath of fresh air to a sector of the market where price, specification and style are all top of the shopping list.

The extra three inches in width makes all the difference in key areas like washrooms, kitchens, seating and the ensuite bedroom in the top of the range Jubilee Statesman.

With a similar front to the more expensive Award, together with other smaller points of detail like the ACE logo preformed in the wheel arches and lower rear panel, individual styling is guaranteed.

The interior has the latest curved Tecnoform doors in Spanish Chestnut colour which blend with Autumn coloured soft furnishings in chenille fabrics. The overall level of specification gives you everything you need to enjoy your freedom in comfort, making the Jubilee the best bet in the price, specification and style stakes.



## Ace Caravans

### The 2002 range



ACE is back. The name that thousands of caravanners have come to trust for its innovation, individual style and pure value for money is back and is better than ever.

Now part of the Swift Group, Britain's largest manufacturers of touring caravans and motorhomes, Ace now also has a quality of build that has become the trademark of the parent company.

Designed using the latest CAD CAM technology and made in one of the most modern manufacturing facilities in Europe, the new Ace Award and Ace Jubilee ranges offer a host of different features that reflect the brand's long history as a trend setter.

Add a dealer network steeped in the history of ACE, a three year manufacturer's SuperSure warranty and SuperCare Customer Care and aftersales service and you can begin to see why Ace is a name you can trust with your holiday dream.



enjoy the freedom

The Award enjoy the freedom



*The Award* From its stunning exterior to the very individual style of the interior, the new Award range is a clear winner. The extra wide body shell fits in more features and more luxury leaving nothing to chance when it comes to holiday comfort.

A lightweight Al-Ko galvanised steel chassis fitted with a Euroaxle and 14 inch wheels with alloy style trims gives the Awards perfect road manners. The new modern car style circular road lights are unique to the Award, giving a truly personal signature on the road.



The Awarded enjoy the freedom


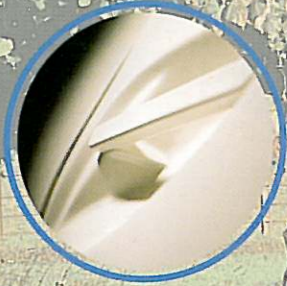


ACE designers have given the interior a relaxing feel with a colour scheme that offers the traditionalist a very different, yet very ACE choice. The modern blue and beige soft furnishings include gold curtains and contrasting blue pelmets.

The curved hardwood framed furniture doors feature handles that have a gunmetal/wood finish that links in perfectly to the gunmetal fittings on the lights, fridge handle and gallery rails to complete the individual feel of the interior.



The Jubilee enjoy the freedom



*The Jubilee* From the distinctive cayenne red brand markings on the exterior to the warm Autumn colours that dominate the feel of the interior, the Ace Jubilee brings a fresh new appeal to caravan design. Specification levels are high with all the items you would expect in a modern tourer including full exterior door flyscreen, large sunroof, fully fitted kitchen with pillar tap, plenty of workspace, "country cottage" style Belling cooker and large 77 litre Electrolux fridge.

The Jubilee enjoy the freedom



Comfort is ensured with high quality soft furnishings which also include four bolster and two scatter cushions in the main seating areas. Beds have birchwood framed sprung lats with a cantilever hinged action to give the dual benefits of easy access to underseat storage and a sound night's sleep.

Washrooms are another key feature. The Ambassador and Globetrotter have modern one piece separate circular showers as part of the large end washroom and the Statesman has a fully fitted ensuite layout as part of the permanent rear bedroom. With the new Jubilee, every feature is a winner.



## EXTERIOR

- Streamlined GRP front panel with three opening windows.
- Smooth aluminium finished side panels
- Full GRP back panel incorporating the new jewel effect light cluster from Hella including fog and reversing light
- High level brake light
- 14" wheels with alloy effect wheel trims
- Side access locker door
- Opening double glazed windows with colour coded edges
- Heki 2 sunroof with flyscreen and blind
- Exterior door quick release retainer
- Lightweight AL-KO galvanised steel chassis with Euroaxle
- Exterior door with window and blind
- Full height exterior door cassette flyscreen
- Fully sealed exterior wet locker
- Easy access gas bottle storage area with gas strut support
- Awning light
- High level side marker lights
- TV aerial and amplifier system
- Fixing points for rear mounted cycle rack
- Removable fridge vents for easy inspection and maintenance
- Exterior access battery box with mains inlet (battery not included)

## LOUNGE / DINING AREA

- Modern blue and beige soft furnishings in chenille fabrics

- Gold curtains and contrasting blue chenille pelmets
- Spanish Chestnut colour furniture
- Country Cherry woodgrain effect laminate
- Deep hardwood edges to worktops
- Curved styled hardwood framed locker doors
- Hardwood framed acrylic cocktail cabinet door
- Roof locker flaps with magnetic touch latches
- Gun Metal/wood effect furniture handles
- Push button rosettes in Gun Metal Grey/Brushed Chrome
- Gallery rails in Gun Metal finish
- Smooth gliding metal slides to all drawers.
- Curtain stowage (Morningstar only)
- Fabric pelmets to all windows
- Birch plywood framed bed tops with cantilever hinged action for easy access.
- Drawer unit with occasional table
- Freestanding table with dedicated stowage
- Door access to front bed storage
- Ash framed sprung bed bases
- Colour matched clock

## KITCHEN

- Kitchen backdrops with smoked acrylic supports
- "Genesis Quarry" laminate
- Deep hardwood edges to worktops
- Fridge front panel in Spanish Chestnut colour
- Gun Metal fridge door handle
- Belling oven, grill and hob with electric ignition, 800w electric

- hot plate and three gas rings. "Range" style handles and knobs
- Automatic gas cut off to cooker lid
- Flush fitting stainless steel bowl/drain
- Electric Ignition 80lt power fridge
- Extended work surface
- Long spouted surface mounted chrome tap

## WASHROOM

- Fully fitted vanity unit with storage
- Metallic style washroom accessories
- Microswitched taps
- One-piece circular shower cubicle (Brightstar, Morningstar)
- Shower mixer and dividing curtain in other washrooms
- Theford cassette toilet with electric flush
- Circular gun metal style halogen lighting

## HEATING & PLUMBING

- Colour co-ordinated dual fuel Truma 3002 3kw space heater with spark ignition.
- 2kw mains Ultraheat ducted blown air system.
- Truma dual fuel Ultrastore gas and mains electric water heater
- Meets Grade 2 classification for thermal heating and insulation
- Microswitched plumbing system
- Large bore underslung waste pipes

## ELECTRICAL

- Circular Gun Metal style Fluorescent ceiling lights

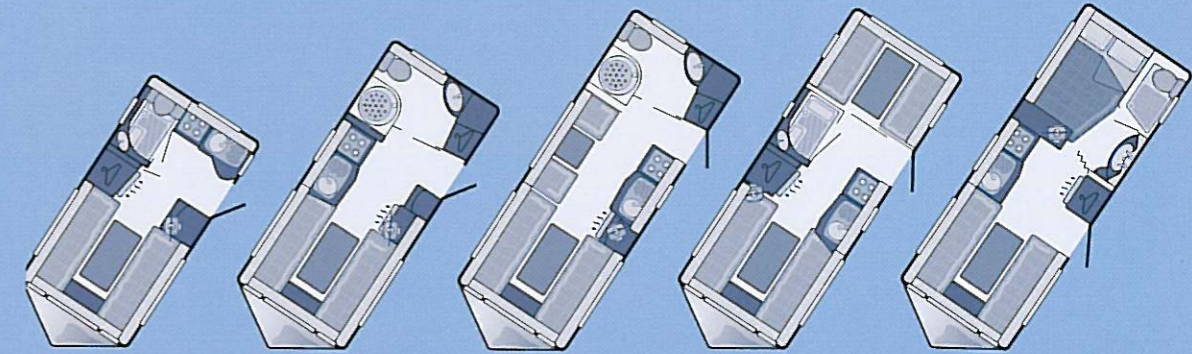
- 230v mains downlighter with Gun Metal finish
- 12v halogen spotlights with Opal shades
- Streamlined fluorescent china locker lights
- Discreet electric controls
- Full mains electrics with two 230v sockets
- Colour co-ordinated sockets/switches in Desert Sand
- TV station with 230v/12v and aerial connection
- 12 amp switchmode charger/transformer
- 25m mains hook up facility

## FITTINGS & EQUIPMENT

- Loose fitting carpet
- Viva/beige floor covering
- Domestic style cabinet hinges
- Caravan entrance step
- Bunk ladder (model specific)
- Double glazing with night latch ventilation
- Full window blinds and flyscreens
- Pull out roller slatted beds
- Fitted doormat and brush out tray
- Concealed metal plates for secure furniture fixing
- Wooden partition doors to rear bedroom models (model specific)
- Smoke alarm

## SECURITY & SAFETY

- Concealed security data chip within caravan construction
- Identity number etched to window and chassis stamped
- High security single key operation
- All models comply with European Standards



Model	DayStar	BrightStar	MorningStar	NightStar	NorthStar
<b>Berths</b>	2	2	4	5	4
<b>Internal Length (At bed box height)</b>	3.94m/12' 11"	4.62m/15' 2"	5.23m/17' 2"	5.23m/17' 2"	5.39m/17' 8"
<b>Overall Width</b>	2.23m/7' 4"	2.23m/7' 4"	2.23m/7' 4"	2.23m/7' 4"	2.23m/7' 4"
<b>Overall Height (Including TV aerial)</b>	2.76m/9' 1"	2.76m/9' 1"	2.76m/9' 1"	2.76m/9' 1"	2.76m/9' 1"
<b>Overall Length</b>	5.56m/18' 3"	6.28m/20' 7"	6.93m/22' 9"	6.93m/22' 9"	7.06m/23' 2"
<b>Mass in Running Order (Inc. 3% tolerance)</b>	980kg/19.3cwt*	1080kg/21.3cwt	1205kg/23.7cwt	1195kg/23.5cwt*	1220kg/24.0cwt
<b>Essential Habitation Equipment Payload</b>	90kg/1.8cwt	82kg/1.6cwt	82kg/1.6cwt	90kg/1.8cwt	82kg/1.6cwt
<b>Personal Effects Payload</b>	96kg/1.9cwt	104kg/2.0cwt	130kg/2.6cwt	140kg/2.8cwt	131kg/2.6cwt
<b>Optional Equipment Payload</b>	24kg/0.5cwt	24kg/0.5cwt	23kg/0.5cwt	25kg/0.5cwt	27kg/0.5cwt
<b>Maximum Technical Permissible Laden Mass</b>	1190kg/23.4cwt	1290kg/25.4cwt	1440kg/28.3cwt	1450kg/28.5cwt	1460kg/28.7cwt
<b>Awning A/A Dimension</b>	8.17m/26' 10"	8.89m/29' 2"	9.54m/31' 4"	9.54m/31' 4"	9.67m/31' 9"
<b>Tyre Size</b>	195/70r14 95	195/70r14 95	175r14 99	175r14 99	175r14 99

## Bed Sizes

<b>Front Double†</b>	208cm x 190cm/6'10" x 6'3"	208cm x 190cm/6'10" x 6'3"	208cm x 180cm/6'10" x 5'11"	208cm x 190cm/6'10" x 6'3"	208cm x 180cm/6'10" x 5'11"
<b>or One Single</b>	190cm x 71cm/6'3" x 2'4"	190cm x 71cm/6'3" x 2'4"	190cm x 71cm/6'3" x 2'4"	190cm x 71cm/6'3" x 2'4"	190cm x 71cm/6'3" x 2'4"
<b>and One Single</b>	190cm x 71cm/6'3" x 2'4"	190cm x 71cm/6'3" x 2'4"	180cm x 71cm/5'11" x 2'4"	190cm x 71cm/6'3" x 2'4"	180cm x 71cm/5'11" x 2'4"
<b>Rear Double</b>				208cm x 132cm/6'10" x 4'4"	196cm x 138cm/6'5" x 4'6"
<b>Rear Bunk</b>				192cm x 56cm/6'4" x 1'10"	
<b>Side Single</b>			180cm x 66cm/5'11" x 2'2"		
<b>Side Single Bunk</b>			178cm x 56cm/5'10" x 1'10"		

Note: A tolerance of 3% in the Mass in Running Order has been allowed for in the calculation of payload margins.  
† Double bed size is quoted with wrap round seating. \*Estimated weight

## EXTERIOR

- ▣ Streamlined GRP front panel with three opening windows.
- ▣ Smooth aluminium finished side panels
- ▣ Low GRP rear panel with Hella rear light cluster including fog and reversing light
- ▣ 14" wheels with alloy effect wheel trims
- ▣ Opening double glazed windows
- ▣ Heki 2 sunroof with flyscreen and blind
- ▣ Exterior door quick release retainer
- ▣ Lightweight AL-KO galvanised steel chassis with Euroaxle
- ▣ Exterior door with window and blind
- ▣ Full height exterior door cassette flyscreen
- ▣ Easy access gas bottle storage area with gas strut support
- ▣ Awning light
- ▣ High level side marker lights
- ▣ TV aerial and amplifier system
- ▣ Fixing points for rear mounted cycle rack
- ▣ Removable fridge vents for easy inspection and maintenance
- ▣ Exterior access battery box with mains inlet (battery not included)

## LOUNGE / DINING AREA

- ▣ Autumn colour soft furnishings in chenille fabrics
- ▣ Gold curtains with tie backs
- ▣ Spanish Chestnut colour furniture

- ▣ Country Cherry colour woodgrain effect laminate
- ▣ Deep hardwood edges to worktops
- ▣ Curved styled locker doors
- ▣ Curved cocktail cabinet door
- ▣ Gun metal effect handles
- ▣ Push button rosettes in Gun Metal Grey/Brushed Chrome
- ▣ Gallery rail in Gun Metal finish
- ▣ Smooth gliding metal slides to all drawers
- ▣ Curtain stowage (Globetrotter only)
- ▣ Fabric pelmets
- ▣ Birch plywood framed bed tops with cantilever hinged action for easy access.
- ▣ Drawer unit with occasional table
- ▣ Door access to front bed storage
- ▣ Freestanding table with dedicated stowage
- ▣ 2 bolster and 2 scatter cushions
- ▣ Ash framed sprung bed bases
- ▣ Colour matched clock

## KITCHEN

- ▣ "Genesis Quarry" laminate
- ▣ Deep hardwood edged worktops
- ▣ Fridge front panel in Spanish Chestnut
- ▣ Belling oven, grill and hob with four gas rings.
- ▣ Automatic gas cut off to cooker lid
- ▣ Flush fitting stainless steel bowl/drain
- ▣ Spark ignition 77lt fridge
- ▣ Extended work surface

- ▣ Long spouted surface mounted chrome tap
- ## WASHROOM
- ▣ Fully fitted vanity unit with storage
  - ▣ Atlantis washroom accessories
  - ▣ Microswitched taps
  - ▣ One-piece circular shower cubicle (Ambassador, Globetrotter)
  - ▣ Shower mixer and dividing curtain in other washrooms
  - ▣ Thelford cassette toilet with manual flush

## HEATING & PLUMBING

- ▣ Colour co-ordinated dual fuel Truma 3002 3kw space heater with spark ignition
- ▣ 2kw mains Ultraheat ducted blown air system
- ▣ Truma dual fuel Ultrastore gas and mains electric water heater
- ▣ Meets Grade 2 classification for thermal heating and insulation
- ▣ Microswitched plumbing system
- ▣ Large bore underslung waste pipes

## ELECTRICAL

- ▣ Circular halogen ceiling lights
- ▣ 230v mains lights with Tulip shades.
- ▣ 12v halogen spotlights with Opal shades
- ▣ Streamlined fluorescent china locker lights
- ▣ Discreet electric controls
- ▣ Full mains electrics with two 230v sockets

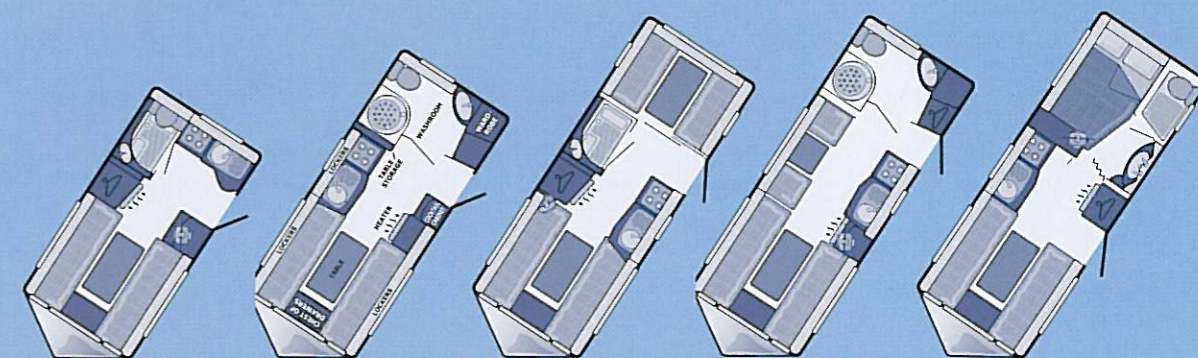
- ▣ Colour co-ordinated sockets/switches in Desert Sand
- ▣ TV station with 230v/12v and aerial connection
- ▣ 12 amp switchmode charger/transformer
- ▣ 25m mains hook up facility

## FITTINGS & EQUIPMENT

- ▣ Fitted carpet
- ▣ Domestic style cabinet hinges
- ▣ Caravan entrance step
- ▣ Bunk ladder (model specific)
- ▣ Double glazing with night latch ventilation
- ▣ Full window blinds and flyscreens
- ▣ Pull out roller slatted beds
- ▣ Fitted doormat and brush out tray
- ▣ Concealed metal plates for secure furniture fixing
- ▣ Wooden partition doors to rear bedroom models (model specific)
- ▣ Smoke alarm

## SECURITY & SAFETY

- ▣ Concealed security data chip within caravan construction
- ▣ Identity number etched to window and chassis stamped
- ▣ High security single key operation
- ▣ All models comply with European Standards



Model	Diplomat	Ambassador	Viceroy	Globetrotter	Statesman
<b>Berths</b>	2	2	5	4	4
<b>Internal Length (At bed box height)</b>	3.94m/12' 11"	4.62m/15' 2"	5.23m/17' 2"	5.23m/17' 2"	5.39m/17' 8"
<b>Overall Width</b>	2.23m/7' 4"	2.23m/7' 4"	2.23m/7' 4"	2.23m/7' 4"	2.23m/7' 4"
<b>Overall Height (Including TV aerial)</b>	2.76m/9' 1"	2.76m/9' 1"	2.76m/9' 1"	2.76m/9' 1"	2.76m/9' 1"
<b>Overall Length</b>	5.52m/18' 1"	6.19m/20' 4"	6.81m/22' 4"	6.81m/22' 4"	6.97m/22' 10"
<b>Mass in Running Order (Inc. 3% tolerance)</b>	921kg/18.1cwt*	1040kg/20.5cwt	1145kg/22.5cwt	1168kg/23.0cwt	1170kg/23.0cwt*
<b>Essential Habitation Equipment Payload</b>	90kg/1.8cwt	82kg/1.6cwt	90kg/1.8cwt	82kg/1.6cwt	82kg/1.6cwt
<b>Personal Effects Payload</b>	96kg/1.9cwt	103kg/2.0cwt	139kg/2.7cwt	129kg/2.5cwt	131kg/2.6cwt
<b>Optional Equipment Payload</b>	23kg/0.5cwt	22kg/0.4cwt	26kg/0.5cwt	26kg/0.5cwt	28kg/0.5cwt
<b>Maximum Technical Permissible Laden Mass</b>	1130kg/22.2cwt	1247kg/24.5cwt	1400kg/27.6cwt	1405kg/27.7cwt	1410kg/27.8cwt
<b>Awning A/A Dimension</b>	8.17m/26' 10"	8.89m/29' 2"	9.54m/31' 4"	9.54m/31' 4"	9.67m/31' 9"
<b>Tyre Size</b>	195/70 r14 95	195/70 r14 95	175 r14 99	175 r14 99	175 r14 99


## Bed Sizes

<b>Front Double†</b>	208cm x 190cm/6'10" x 6'3"	208cm x 190cm/6'10" x 6'3"	208cm x 190cm/6'10" x 6'3"	208cm x 180cm/6'10" x 5'11"	208cm x 180cm/6'10" x 5'11"
<b>or One Single</b>	190cm x 71cm/6'3" x 2'4"	190cm x 71cm/6'3" x 2'4"	190cm x 71cm/6'3" x 2'4"	190cm x 71cm/6'3" x 2'4"	190cm x 71cm/6'3" x 2'4"
<b>and One Single</b>	190cm x 71cm/6'3" x 2'4"	190cm x 71cm/6'3" x 2'4"	190cm x 71cm/6'3" x 2'4"	180cm x 71cm/5'11" x 2'4"	180cm x 71cm/5'11" x 2'4"
<b>Rear Double</b>			208cm x 132cm/6'10" x 4'4"		196cm x 138cm/6'5" x 4'6"
<b>Rear Bunk</b>			192cm x 56cm/6'4" x 1'10"		
<b>Side Single</b>				180cm x 66cm/5'11" x 2'2"	
<b>Side Single Bunk</b>				178cm x 56cm/5'10" x 1'10"	

Note: A tolerance of 3% in the Mass in Running Order has been allowed for in the calculation of payload margins.  
 † Double bed size is quoted with wrap round seating. \*Estimated weight



Dealer



Enjoy the freedom



ACE CARAVANS, DUNSWELL ROAD, COTTINGHAM, EAST YORKSHIRE HU16 4JX.  
TEL: 01482 847332 FAX: 01482 841042  
e-mail: [enquiry@swiftleisure.co.uk](mailto:enquiry@swiftleisure.co.uk)  
web site: [www.ace-caravans.co.uk](http://www.ace-caravans.co.uk)

This brochure does not constitute an offer by Swift Group Limited (Swift). Swift reserves the right to alter specifications and prices at any time as materials and conditions demand. Distributors and dealers sell Ace products on their own account and not as agents of Swift. Accordingly, they have no authority to bind Swift or to make any representation or undertaking whatsoever on behalf of Swift.

Issued November 2001