

Bessacarr
Individually styled - Beautifully built



**YOUR 1ST CHOICE FOR
MORE CHOICE**

- OVER 300 CARAVANS ON SHOW
- INDOOR & SEASONAL OUTDOOR CAMPING DISPLAY
- AWNING DISCOUNT CENTRE
- ACCESSORIES SUPERMARKET
- 5 STAR SERVICE CENTRE & REPAIR WORKSHOPS
- FINANCE & INSURANCE (SUBJECT TO STATUS)

**GUARANTEED A
WARM WELCOME**

HIGHBRIDGE

Caravan and Camping Centre

**OPEN 7 DAYS
A WEEK**

01278 782725

A38, BRISTOL RD, HIGHBRIDGE, SOMERSET, TA9 4EX
www.highbridgecaravans.co.uk




“ THE world is a book and those
who do not travel read only a page. ”

- AUGUSTINE 354-430

Bessacarr Caravan Range 2003

The Bessacarr

Caravan Range 2003



COMFORTABLE, LUXURIOUS AND ELEGANT - The Cameo collection of single and twin axle tourers provide an exquisite combination of style, finesse and quality engineering, giving a unique appeal to this desirable four model range.

From the classical lines of the individually styled exteriors to the exclusive allure of the crafted interiors, Cameo's distinctive offering of designer luxury is without equal or compromise.

The Cameo is designed for those who appreciate the finer things luxury touring has to offer. The skilled use of GRP gives distinctive good looks to the Aspen white exterior with exclusive graphics in green and gold providing a subtle splash of colour.



BESSACARR HAS AN ACTIVE OWNERS CLUB OPEN TO ALL PURCHASERS OF A BESSACARR TOURER. FULL DETAILS CAN BE FOUND BY LOGGING ON TO WWW.BESSACARR-OWNERSCLUB.CO.UK



But it's not all about looks; safety is also high priority. For optimum road safety and driver control all models feature the AKS 2004 AL-KO stabiliser to improve towing stability for excellent ride comfort.

And to keep your investment secure a new remote controlled alarm system with passive infra-red and tilt sensors is operated from a simple key fob to protect the Cameo while you are out enjoying yourself.

Quality and service are assured with all models backed by a privileged service from specially selected dealers and a comprehensive three year manufacturer backed SuperSure warranty, which together provide the freedom to tour with total peace of mind.



Travel in style, arrive in comfort.

The Cameo

Experience the finer things in life



TOP: CAMEO 625GL

Professionally designed interiors give enviable style to the luxury specification. New 'Fellini' chenille fabric in natural stone and earth tones complements the warm furniture board to create an inviting living area.

Whilst a fully equipped kitchen features a new dual fuel hob with 800w electric hot plate and three gas burners to ensure instant cooking heat is always at hand.



THE CAMEO BOASTS AN IMPRESSIVE EQUIPMENT LEVEL TO ENSURE YOU HAVE EVERYTHING YOU REQUIRE FOR STYLISH LIVING AND A RELAXING HOLIDAY AWAY.



TOP: CAMEO 525SL FRONT TO BACK
RIGHT: CAMEO 495SL KITCHEN





Washrooms are thoughtfully designed to be spacious and practical with a modern separate sealed circular shower unit, built in storage and stylish fixtures and fittings.



TOP: CAMEO 495SL
RIGHT: CAMEO 550GL

FROM A MICROWAVE OVEN TO RECLINING FRONT SEATS NOTHING HAS BEEN LEFT TO THE IMAGINATION - NO OTHER TOURER OFFERS SUCH LUXURIOUS SURROUNDINGS

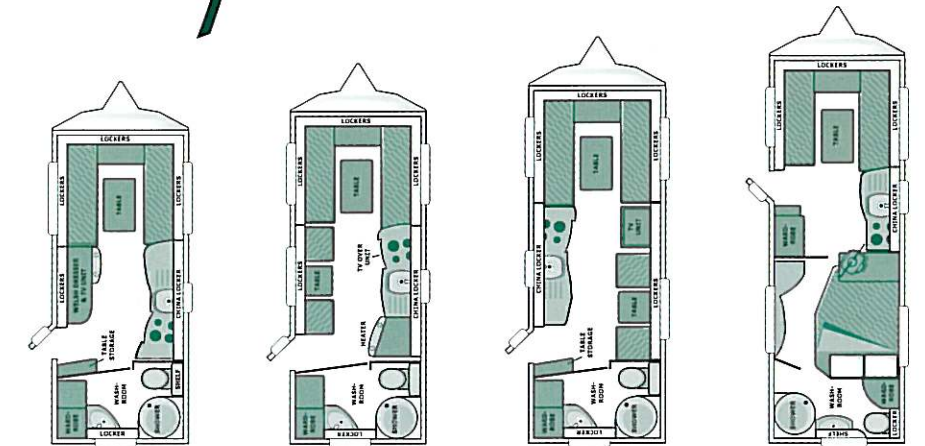




TOP: CAMEO 625GL
RIGHT: CAMEO 625GL



Technical Specification



Model	495SL	525SL	550GL	625GL
Berths	2	3 Opt 4	3 Opt 4	4
Axles	1	1	2	2
Internal Length (at bed box height)	5.09m/16'8"	5.36m/17'7"	5.85m/19'2"	6.35m/20'10"
Overall Width	2.23m/7'4"	2.23m/7'4"	2.23m/7'4"	2.23m/7'4"
Overall Height (inc. TV aerial)	2.80m/9'2"	2.80m/9'2"	2.71m/8'11"	2.71m/8'11"
Overall Length	6.68m/21'11"	6.96m/22'10"	7.45m/24'5"	7.95m/26'1"
Awning A/A Dimension	9.42m/30'11"	9.69m/31'9"	10.18m/33'5"	10.68m/35'0"
Tyre Size	195/70r15 104	195/70r15 104	165r13 82	165r13 82

Bed Sizes	495SL	525SL	550GL	625GL
Front Double	205cm x 188cm/ 6'9" x 6'2"	205cm x 177cm/ 6'9" x 5'10"	205cm x 188cm/ 6'9" x 6'2"	205cm x 177cm/ 6'9" x 5'10"
or one Single	188cm x 71cm/ 6'2" x 2'4"	177cm x 71cm/ 5'10" x 2'4"	188cm x 71cm/ 6'2" x 2'4"	177cm x 71cm/ 5'10" x 2'4"
and one Single	188cm x 71cm/ 6'2" x 2'4"	188cm x 71cm/ 6'2" x 2'4"	188cm x 71cm/ 6'2" x 2'4"	188cm x 71cm/ 6'2" x 2'4"
Rear Double				190cm x 137cm/ 6'3" x 4'6"
Side Single		180cm x 66cm/ 5'11" x 2'2"	180cm x 66cm/ 5'11" x 2'2"	
Optional Bunk		172cm x 56cm/ 5'8" x 1'10"	172cm x 56cm/ 5'8" x 1'10"	

*Front double bed sizes quoted with wrap round seating.
Note: Please see separate loose insert for caravan weights.

Features

EXTERIOR

- 13" or 15" alloy wheels (model specific)
- Aspen white exterior
- GRP back panel with wrap round rear light cluster
- AL-KO lightweight galvanised steel chassis with Euro-Axle
- Awning channel on both sides of caravan
- Barbecue point
- Flush fitting awning light to both sides
- Spare wheel and gas bottle storage with gas strut supported door and moulded floor for two gas cylinders
- Exterior access battery box with mains inlet and aerial input socket (battery not included)
- External access door under fixed bed (625GL)
- External access heated locker (not 625GL)
- External gas bottle compartment light
- Exterior door with window, blind and moulded interior door liner with integral magazine storage
- Fixing points for rear mounted cycle rack (model specific)
- Front double glazed windows with concealed fittings
- GRP front panel with 3 opening windows
- Heki large tilting panoramic roof window with flynet and blind (2 in 625GL)
- High level brake light
- High level side marker lights
- Heavy duty corner steadies
- Heavy duty stainless steel grab handles to front, rear and gas locker door
- Lined external access locker with 230v external socket
- Low level rubbing stakes with awning skirt channel
- Quick release door retainer
- Winter fridge vent covers
- Smooth aluminium single joint side panels
- Reversing lights
- Seitz S4 framed flush fitting window system to side and rear windows
- Side direction indicator repeater lights
- Status TV/FM aerial and booster
- Telescopic radio aerial with built in amplifier
- Gas strut assisted handbrake

BODY STRUCTURE

- 25mm bonded side walls with polystyrene insulation core
- 32mm fully bonded one-piece roof (except front sweep)
- 44mm bonded floor with styrofoam insulation core

ELECTRICAL

- 12v electrical system with two 12v sockets and plugs
- Colour co-ordinated 12v halogen ceiling lights
- 25 metre mains hook-up lead
- Colour co-ordinated adjustable 12v halogen reading lights
- Colour co-ordinated halogen lighting in washroom
- Colour co-ordinated downlighters in kitchen
- Colour co-ordinated mains lights with dimmer control
- Colour co-ordinated electrical sockets, switches and light fittings
- Concealed radio/CD player with speakers and CD storage facility
- Courtesy light in wardrobe and cocktail cabinet (model specific)
- Electrical control panel over exterior door
- Exclusive 12v downlights
- ESM 2000 power supply unit
- Fully protected mains electric system with at least four internal and 1 external 230v mains sockets
- Key-fob operated entry light 12v isolation
- Low level floor courtesy and night lighting

- Omnivent 3 speed fan and skylight
- Programmable timer thermostat for wet central heating system (550GL & 625GL only)
- Two TV stations with 230v/12v sockets and coax/aerial connection

WASHROOM

- Chrome finish shower equipment
- Fully fitted luxury washroom with sealed shower cubicle (model specific)
- Large vanity bowl (model specific)
- Microswitched chrome finish lever mixer tap
- Thetford cassette toilet with independent tank and electric flush

HEATING & PLUMBING

- Alde wet central heating systems (550GL & 625GL only)
- Dual fuel 3kw gas space heater complete with 2kw electric ducted blown air heating (495SL & 525SL only)
- Dual fuel gas and mains electric storage water heater (495SL & 525SL only)
- Grade 2 classification for thermal heating and insulation
- Inboard semi-rigid piped fresh water system
- Internal 9 gallon water tank with filling pump and level gauge
- Large bore underslung rigid waste pipes
- Mains water connection facility
- Water system with internal Shurflo pump system

KITCHEN

New for 2003

- Dual fuel hob with 800w electric hot plate and three gas electronic ignition burners incorporating flame failure protection
- 86 litre electronic power fridge (not 525SL)
- 135 litre electronic fridge/freezer (525SL only)
- Microwave oven (495SL & 550GL only)
- Utensil rack and pan stand (model specific)
- Flush fitting bowl and drainer with recessed central tap
- L shaped kitchen with swivel TV facility and sliding room divider storage unit (625GL)
- Heat resistant work surface
- Moulded cutlery drawer on smooth steel runners
- Safety hob lid with cut out feature
- Flush fitting Stainless Steel thermostatic oven with grill and pan storage
- Waste bin concealed in sink unit (model specific)
- Pull out storage baskets (model specific)

LOUNGE & DINING AREA

- Ash framed furniture doors with inlaid cherry wave woodgrain panels
- Beech sprung slats to all seats for improved comfort and cushion support
- Backrest ventilation boards
- Clock and barometer
- Cocktail cabinet with courtesy light (model specific)
- Corner display units to front seating area (model specific)
- Curtain storage for centre dinette curtain (model specific)
- Curtains with tie-backs
- Scatter cushions (4)
- Split front base cushions for easy bed make up
- Fellini with Maxime option chenille upholstery fabric
- Drop down front side bed flaps
- Ergonomically adjusted backrests to front beds
- Rolled edged ash/hardwood mouldings to worktops and tables
- Super quality domestic style sprung seats and backrests
- Freestanding table with dedicated storage location
- Long front beds 1920mm (6'3½") (model specific)
- Front roof lockers
- Luxury wall to wall fitted carpet
- Twin curtain tracks for improved hanging presentation and ease of use
- Wrap round seating with occasional coffee table or optional chest of drawers
- Worktop laminate in Caramel Birds Eye woodgrain

FITTINGS & EQUIPMENT

- AL-KO side mounted scissor jack
- Bunk ladder (where bunks provided)


- Caravan entrance step
- Cassette flyscreen & blinds to all windows
- Concealed metal wall plates for secure furniture fixing
- Domestic style cabinet hinges
- Entrance mat with embroidered logo in brush out tray
- Full height exterior door flyscreen with floor protection plate
- Isolation taps to all gas appliances
- Multi directional roof lights with sliding blind and flynet
- Night latch ventilation to all windows
- Portable wheeled waste water container
- Pull out roller slatted beds
- Removable hanging rail in shower (model specific)
- Smoke alarm
- Smooth operation steel drawer runners
- Spare wheel and tyre

SECURITY & SAFETY

New for 2003

- Alarm system with passive infra red and tilt sensors and easy to use key fob operation
- AKS 2004 AL-KO stabiliser
- All models comply with European standards
- Concealed security data chip within caravan construction
- Single key operated locks
- Identity number etched to windows and caravan chassis
- Lockable rear corner steadies (lock not supplied)

- 1 Waste bin with swivel lid (model specific)
- 2 Reclining front seats
- 3 Front occasional table (with wraparound cushions)
- 4 Video facility (550GL only)
- 5 Alloy wheels
- 6 Roof locker with positive hinges
- 7 Exterior door magazine rack
- 8 Omnivent 3 speed fan
- 9 135 litre fridge (525SL only)
- 10 Exterior wet locker
- 11 4 scatter cushions
- 12 Hitch cover courtesy light
- 13 Heki rooflight
- 14 CD player and storage
- 15 Cocktail cabinet
- 16 Wet central heating boiler (550GL & 625GL)
- 17 86 litre fridge (495SL, 550GL & 625GL)





Individually styled - Beautifully built

Bessacarr Caravans, Dunswell Road,
Cottingham, East Yorkshire HU16 4JX.
Tel: 01482 847332 Fax: 01482 841042
e-mail: enquiry@swiftleisure.co.uk
web site: www.bessacarrcaravans.co.uk

A MEMBER OF THE SWIFT GROUP



INVESTOR IN PEOPLE



NATIONAL CARAVAN
COUNCIL LIMITED

This brochure does not constitute an offer by Swift Group Limited (Swift). Swift reserves the right to alter specifications and prices at any time as materials and conditions demand. Distributors and dealers sell Bessacarr products on their own account and not as agents of Swift. Accordingly, they have no authority to bind Swift or to make any representation or undertaking whatsoever on behalf of Swift.

The touring caravans described in this brochure are designated by their model year. The model year runs from 1 September to 31 August and the despatch of 2003 models will have commenced on or after 1 September 2002.

Issued September 2002
Volvo cars courtesy of Volvo Cars UK Limited.