

Auto Trail

Together, we're going places...



The 2004 Collection of Luxury Motorhomes



Together, we're going places...

Exceeding your expectations

Auto-Trail are currently regarded by many as Britain's most popular range of luxury Motorhomes, In recent years sales and production of Auto-Trail motorhomes have literally doubled, indeed, quite an exceptional achievement.

The reasons are not hard to find, each one of our luxury motorhomes starts as the vision of an outstanding design team, a team who enjoy creating motorhomes that owners will love; in which our customers will treasure the freedom of the motorhome experience.

For that experience to fulfil its promise in every way, the motorhome must meet the highest standards of convenience, comfort and reliability. It is not enough merely to select superior grades of the best materials. It is not enough to fit each model with class-leading equipment – though both are true. At Auto-Trail each individual model is conceived to surprise and delight owners by achieving a level of practicality and convenience in everyday use that exceeds many of their expectations.

The new purpose-built production plant



'We lead, others merely follow' has become something of an axiom at Auto-Trail. In 22 years of motorhome construction, the company has consistently gone its own way, and has, as consistently, established criteria for the motorhomes it produces that form a benchmark among knowledgeable owners. Standards in Construction, Convenience and Choice for our customers have each become key areas by which the company knows its products will be judged, and focussing on each of these has brought about our industry-leading product portfolio for 2004.





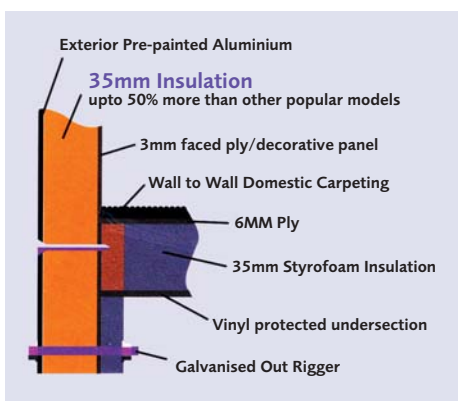
Construction

In 2002, to achieve the highest standards, the company invested in a brand new, state of the art factory at Grimsby, North East Lincolnshire, purpose-planned to allow a skilled workforce to produce the best motorhomes in the UK.

Here, methods and materials are subject to intense scrutiny to attain the reliable, high quality expected of an Auto-Trail. The bodywork for each vehicle is uniquely individually precision-built on a rigid bogie to achieve accurate alignment of every component. Walls and floors are heat and vacuum bonded in one of the most modern facilities in Europe, and remember Auto-Trail bodywork provides standards of insulation that far exceed those in use by most other manufacturers. High levels of insulation are just one of the trademarks synonymous with Auto-Trail, levels which not only add extra strength, but importantly provide even more warmth in winter and naturally, cooler and more comfortable in summer.

Similar high standards and state-of-the-art production methods apply to furniture construction that uses solid ply panels for strength and durability. Hardwood doorframes use mortise joints, and drawers and bed sections are engineered to glide smoothly on domestic steel runners.

Being part of the famous European Trigano Group of companies, whose manufacturing facilities in France, Italy, Spain and the UK together produce many thousands of motorhomes each and every year, this joint knowledge and expertise helps us to apply equally stringent standards in sourcing every single purchased component, from timber to taps, from electronics to soft furnishings.



Convenience

Convenience for the user is at the heart of each design we make, and every Auto-Trail is planned to include:

- Luxurious, soft furnishings in high-grade upholstery arranged for relaxing – and a view of the TV.
- Cooking facilities that make touring meals a treat to prepare.
- Lighting that is well positioned and adaptable to your activity and mood.
- Tailor-made, practical storage that takes care of everything you need on tour, from clothing to cosmetics, from packets to paperbacks.
- En suite washrooms that allow owners to be completely self-contained.

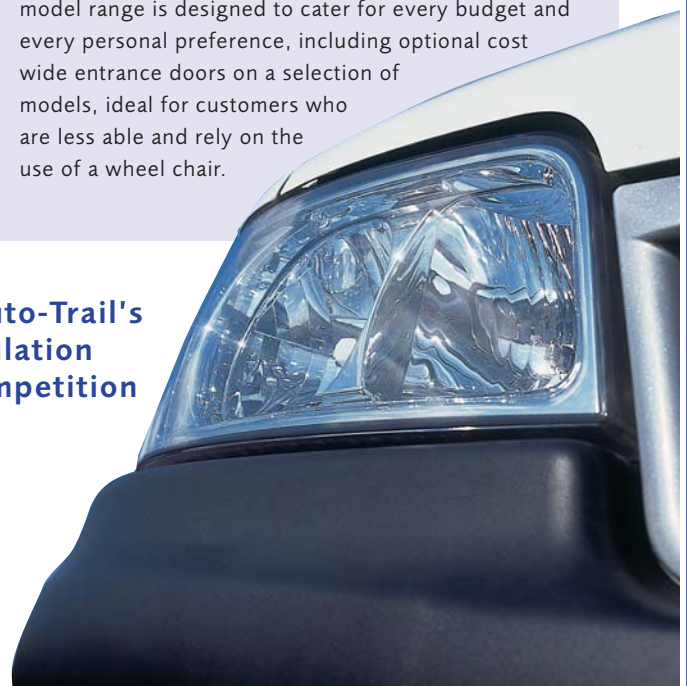
More choice for 2004

Whether of chassis or engine, size or layout, Hi-line or Lo-line body profiles, the maximum choice for our customers is the Auto-Trail philosophy.

The company has developed special relationships with Mercedes-Benz of Germany and Fiat of Italy, and all Cheyenne and Frontier models are available on either Mercedes or Fiat chassis, both with special 'Camping Car' suspensions as standard equipment. The second alternative of lowered Alko rear chassis and dual-floor technology is available for certain Frontier models, and most Auto-Trails from Tracker upwards now offer a choice of two or even three modern engines for motive power.

When it comes to layout, choice is equally important. Motorhomes range from the weekender to the full-timer, from couples to large families, from first-timers to those with years of touring experience. These all have particular requirements and priorities; the Auto-Trail model range is designed to cater for every budget and every personal preference, including optional cost wide entrance doors on a selection of models, ideal for customers who are less able and rely on the use of a wheel chair.

Compare Auto-Trail's level of insulation with it's competition



The 2004 range



Tracker

Our camper-sized range of Fiat 2.0ltr Jtd motorhomes now comes with a choice of three layouts, EK, CK and EKS, new for 2004, an optional cost chassis engine upgrade is available. The pack comprises of Fiat 2.3 ltr Jtd 110bhp common rail diesel, Fiat 15 chassis together with electric cab windows and mirrors and central locking.

Full Technical Specification available on Pages 22-27.



Apache

These real Auto-Trail models at budget-beating prices include the every popular 600, now fitted with the latest Fiat 2.3 litre Jtd engine. The all-new exciting 640 end washroom model, plus the 700, a full 6 berth family home manufactured exclusively incorporating the Fiat 18 XLWB Maxi chassis and powered by the 2.8 litre 128 bhp common rail diesel engine.

Full Technical Specification available on Pages 22-27.



Cheyenne

Distinctive, classy and superb value, the market-leading Cheyenne models, included in the seven model line up is a completely new 660 luxury fixed bed design. Every model is available in Hi-line, (with overcab sleeping area), or Lo-line, (lower profile with overcab storage), formats and with a choice of Mercedes rear wheel drive or Fiat front wheel drive chassis.

Full Technical Specification available on Pages 22-27.



Frontier

Six layouts bear the celebrated names of Scout, Mohican, Dakota, Arapaho, Chieftain and Chieftain G. All are available in Hi-line or Lo-line body style. A range of Mercedes or Fiat chassis are offered for Scout, Mohican and Dakota, with a further choice of an Alko version which features a lowered chassis with independent torsion bar suspension on Fiat based models. The rear wheel drive Mercedes models come with either 129 or 156 horsepower engines, and a six-speed 'Sprintshift' automatic gearbox is also available as an optional cost extra.

Full Technical Specification available on Pages 22-27.

The Final Touch

Part of the Auto-Trail vision is to make every motorhome as complete as possible, our famous optional **SE Pack**, conceived during our 21st birthday year, has been retained for 2004 and is available for every model. Offering simply tremendous value for money, the **SE Pack** includes:

- Recessed awning, (size varies with vehicle length)
- Colour coded lower front bumper
- Exterior hot and cold shower
- Additional driving lights
- Electrically operated entrance step
- Twin reversing sensors
- Omnivent 12volt extractor/input fan
- Dual-fuel cooker with 3 gas burners and one 700 watt electric hotplate
- External gas BBQ connection point
- Distinctive 'SE' decals
- Special edition Auto-Trail umbrella

Price of the 'SE' Pack is just

£599
inc. VAT

(£749 for Chieftain and Arapaho models)



Colour coded front bumper and addition front low level driving lights featured on this Fiat model.

Distinctive 'SE' decals and recessed awning.



Special edition umbrella.



Dual fuel cooker.




Omnivent.



Exterior Shower.



External gas BBQ point.



Tracker

Compact and easy to drive – but a real, luxury motorhome

Our trio of Trackers each makes the perfect choice for the one-vehicle household – equally at home in the supermarket carpark as when cruising down the Autobahn. Whilst only a little longer than a typical



Tracker EKS exterior

The Tracker Range

TRACKER **EK** - 5.78m (18'11") overall length

TRACKER **CK** - 5.78m (18'11") overall length

TRACKER **EKS** - 5.85m (19'02") overall length



Tracker EKS forward lounge



Tracker CK rear lounge




Tracker EK kitchen

family estate car or popular MPV, Tracker takes up minimal space on the drive, and on the road it can be confidently driven to town for your domestic excursions. Compact it may be, but step inside and Tracker is the real thing; a deluxe motorhome with space to move around and full facilities for both weekend breaks or full trans-continental touring.

Built to last - Innovative design keeps compromise to a minimum, and each Tracker model sets big motorhome standards for living,

from the lounge seating to lighting, from cupboard space to cooking. Construction, too, is in keeping with Auto-Trail's larger models; indeed no essential element is missing, from the reassuring integrity of the one-piece fibreglass roof to the solid timbers in the joiner-built furniture. Insulation values too are identical as those in Tracker's illustrious larger brethren.

Fiat power - All three Tracker models are built on the firm foundation of the renowned Fiat Ducato, with its reputation for ease of driving and safe, predictable handling.



Power steering is standard, of course, and, for driver and passenger enjoyment, so is a stereo radio and CD player. Tracker cabs are not bare and basic either: seats are upholstered to match the de luxe living quarters, and there is a fully removable cab carpet.

Holiday in style - Superb seating in reflex foam is an Auto-Trail trademark and Tracker is no exception. Generously specified lighting provides mains units controlled by a dimmer switch as well as a selection of concealed units over the roof lockers for a deliciously relaxing atmosphere. Further attentive details include a

courtesy light in the wardrobe, personal reading lights and an illuminated cocktail cabinet. Away from the lounge areas, cooks benefit from a full cooker, domestic style mixer taps and a space-saving inset sink with twin flush-fit lids - and each Tracker washroom has an electric flush cassette toilet and vanity basin with carefully illuminated mirrors.

All of this, along with blown air heating, a complete set of pleated blinds with built in flyscreens and, of course, full compliance with the latest European standards take Tracker into the front rank of compact motorhomes.



Tracker CK interior

Your Choice

Tracker EK - The sociable forward lounge is accompanied by a spacious L-shaped kitchen to gladden the heart of those who enjoy self catering.

Tracker CK - The feature rear lounge makes for cosy mealtimes – and converts in seconds to a double bed away from the entrance door.

Tracker EKS - Long settees offer the extra versatility of twin beds or a double, while the washroom has the luxury of a separate shower for those who like to be truly self-contained.

Tracker – your versatile friend in country and town

In a major comparison test Motor Caravan Magazine said of Tracker: "The latest Tracker achieves a balance that is rare within a small motorhome: a living space in which it is pleasant to relax, stress-free sleeping accommodation and an on-board kitchen that's a cook's delight – all within a handsome vehicle of wieldy proportions. Add to this well-planned storage, top-notch build quality and attractive, solid furnishings, and you have, as our discerning panelists recognised, a versatile, practical little motorhome with a winning formula."



Tracker EKS Bathroom



Tracker cab

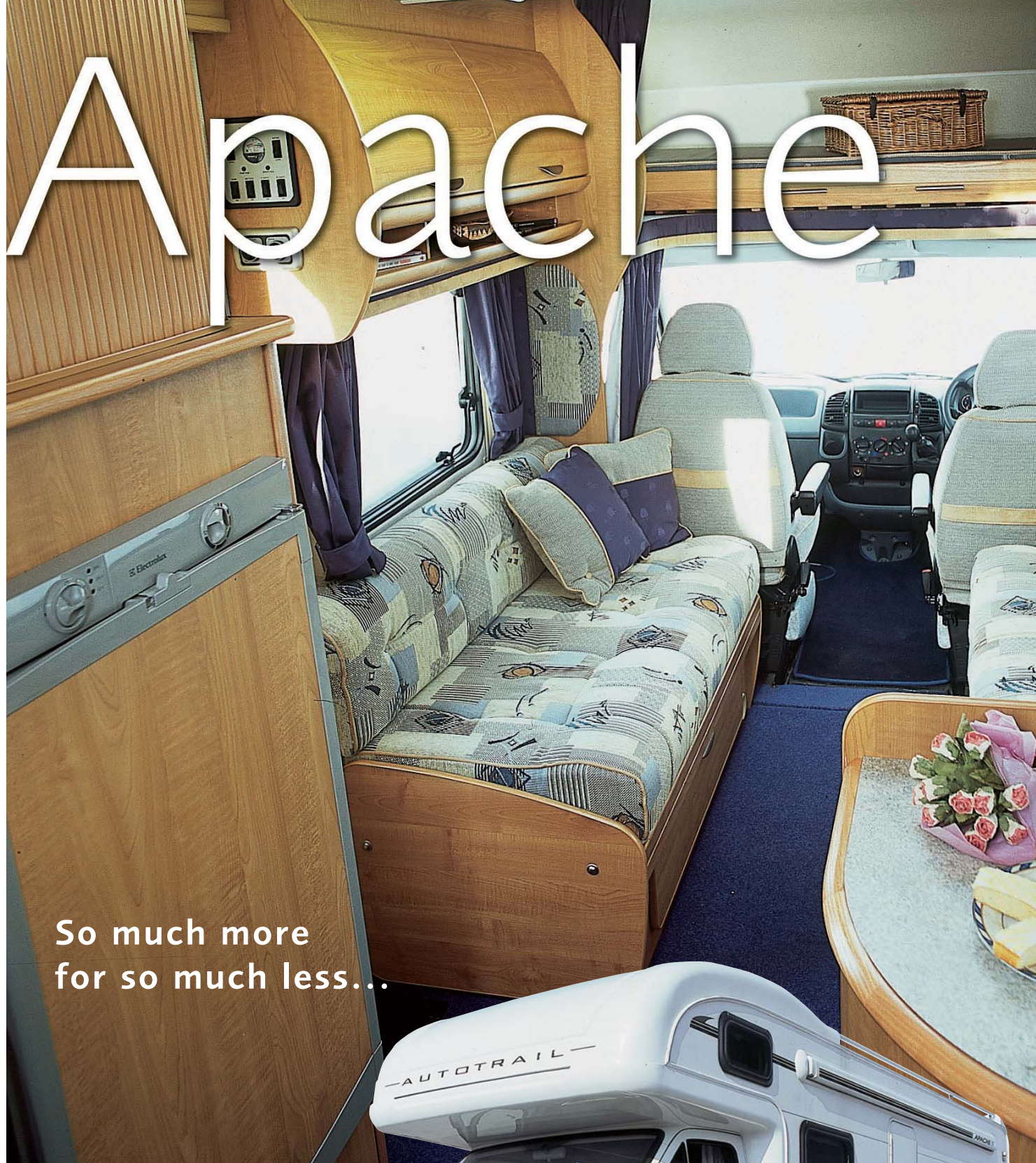


Tracker CK exterior

More for 2004

- The up rated Ducato 15 is now available as a chassis option on all three Tracker models. Along with its powerful yet frugal 110 horsepower engine come electrically operated cab windows and mirrors and the convenience of central locking.
- In Tracker EKS a new, luxury washroom incorporating a separate shower adds self-contained convenience normally reserved for much larger motorhomes.
- All 2004 Trackers gain the new 'electrical service centre' housing the latest electronic control unit along with a torch and vehicle handbooks.
- New, easy-glide framing for bedbox top sections provides a beautifully engineered solution to quick, easy bedmaking.

Apache



So much more
for so much less...

Elegant simplicity meets market-beating value in our innovative budget range.

Three, ingenious, user-friendly layouts are combined with uncompromising Auto-Trail construction to make these three models that leave would-be rivals at the starting line. Like all Auto-Trails, the Apache models still have robust, bonded



The Apache Range

APACHE 600 - 6.14m (20'02") overall length

APACHE 640 - 6.56m (21'06") overall length

APACHE 700 - 7.14m (23'05") overall length



Apache 640 interior



Apache 700 interior

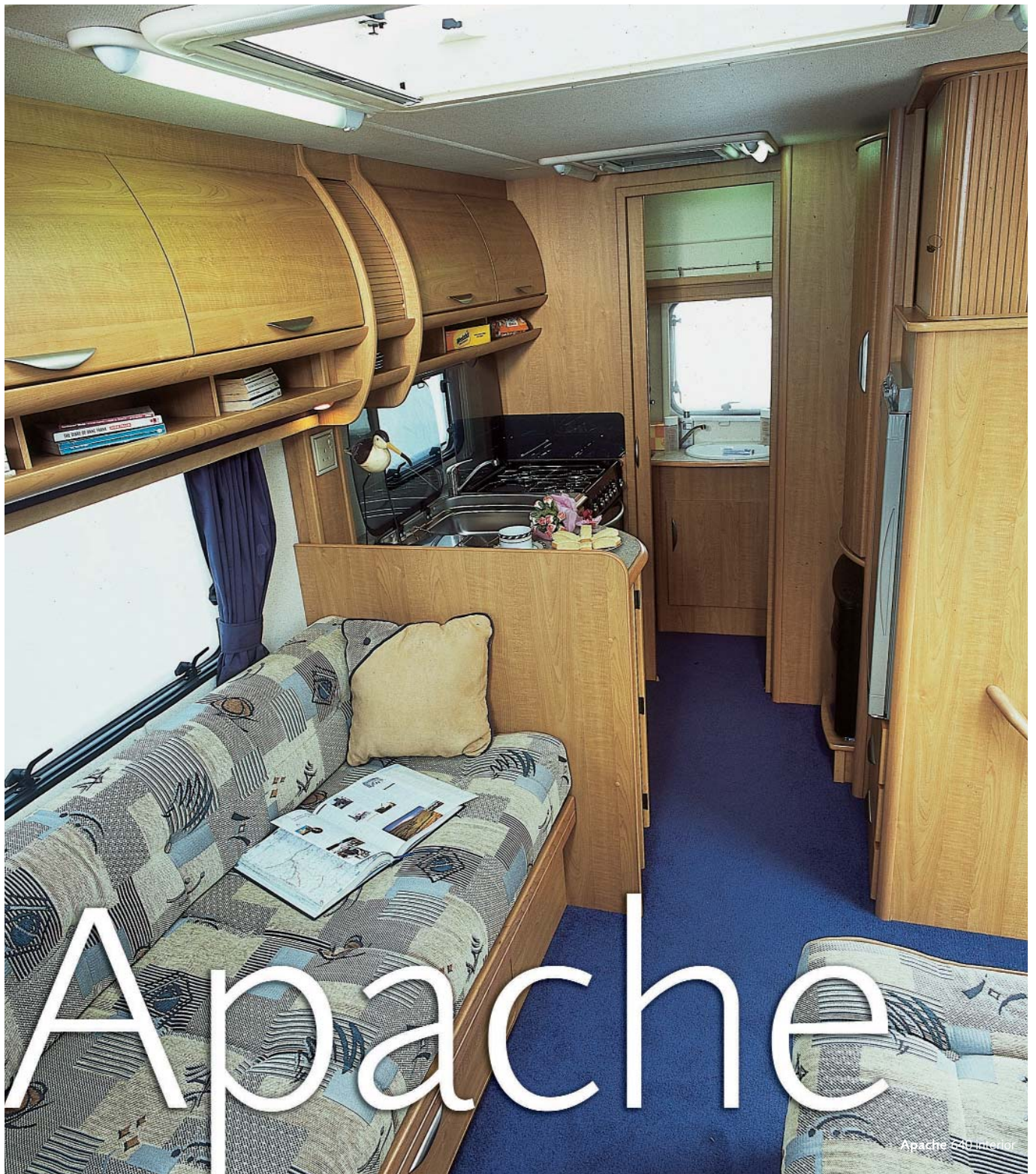


Apache 600 interior

panels for walls, floor and roof – and the same 35 millimetres of high-grade insulation that is a hallmark of our brand.

Furniture, too, is built to last, and is manufactured from solid plywood panels, not the hollow, stapled sections found in most budget motorhomes. As a result, Apache keeps its promises, giving owners years of trouble-free, enjoyable touring.

Style is a special feature in these three models, and the continental sweep of curvaceous, post-formed furniture gives Apache its distinctive European flavour, yet with a specification that is anything but basic. Heki skylights and large, double glazed windows ensure bright, welcoming interiors. Luxury foam upholstery is clad in contemporary 'Chelsea' textured chenille fabric, and the décor is completed by a quality fitted carpet, and new curtains in midnight blue featuring the Auto-Trail motif.



Privacy and creature comforts are far from basic, too. Blown air heating and water heating by gas or electricity come as standard, as does a full set of blinds and flyscreens. Washrooms are of a standard not equalled by motorhomes costing far more, and every 2004 Apache has a separate shower area. In addition, convenient storage for toiletries and cosmetics is designed in, along with well positioned lighting for essential maintenance of hairstyle and make-up plus an electric flush, swivel cassette toilet. Kitchens, also, surprise and delight, with equipment that would shame most budget motorhomes. No skimpy two-burner hobs here, the Apache chef gains a full cooker with

push-button ignition, matched by a capacious 90 litre fridge – and some well planned storage for the family's food.

The acclaimed Fiat Ducato forms Apache's base, with 2.3 litre (Apache 600), or 2.8 litre, (Apache 640 and 700), common rail diesel engines for power and economy. The Apache 700 even has a Fiat 18 'Maxi' chassis as standard

So where are the 'budget' angles in the Apache? The answer is in the price. These three practical and stylish motorhomes challenge established ideas of value, and put Auto-Trail quality and panache within reach of a new wave of motorhome owners.

Your Choice



Apache 600 kitchen

Apache 600 - This classic layout provides dining and sleeping places for four, with a brand new corner washroom and well-equipped end kitchen – at an amazingly affordable price.

Apache 640 - Sparkling, new 640 achieves separate areas for lounging, cooking and showering, all within a cost-saving six and a half metres. Inward-facing settees create a spacious, sociable lounge, and the new rear washroom has everything for the self-contained traveller. Apache 640 achieves something special in its class.

Apache 700 - With a dining room up front and a roomy lounge with wrapround seating at the rear, the 700 offers outstanding family accommodation at an astonishing price... Including the spacious overcab, the 700 sleeps six, yet includes a fully equipped galley and a bright, modern washroom. This is a family touring vehicle where no essential is omitted..



Apache 700 interior



More for 2004

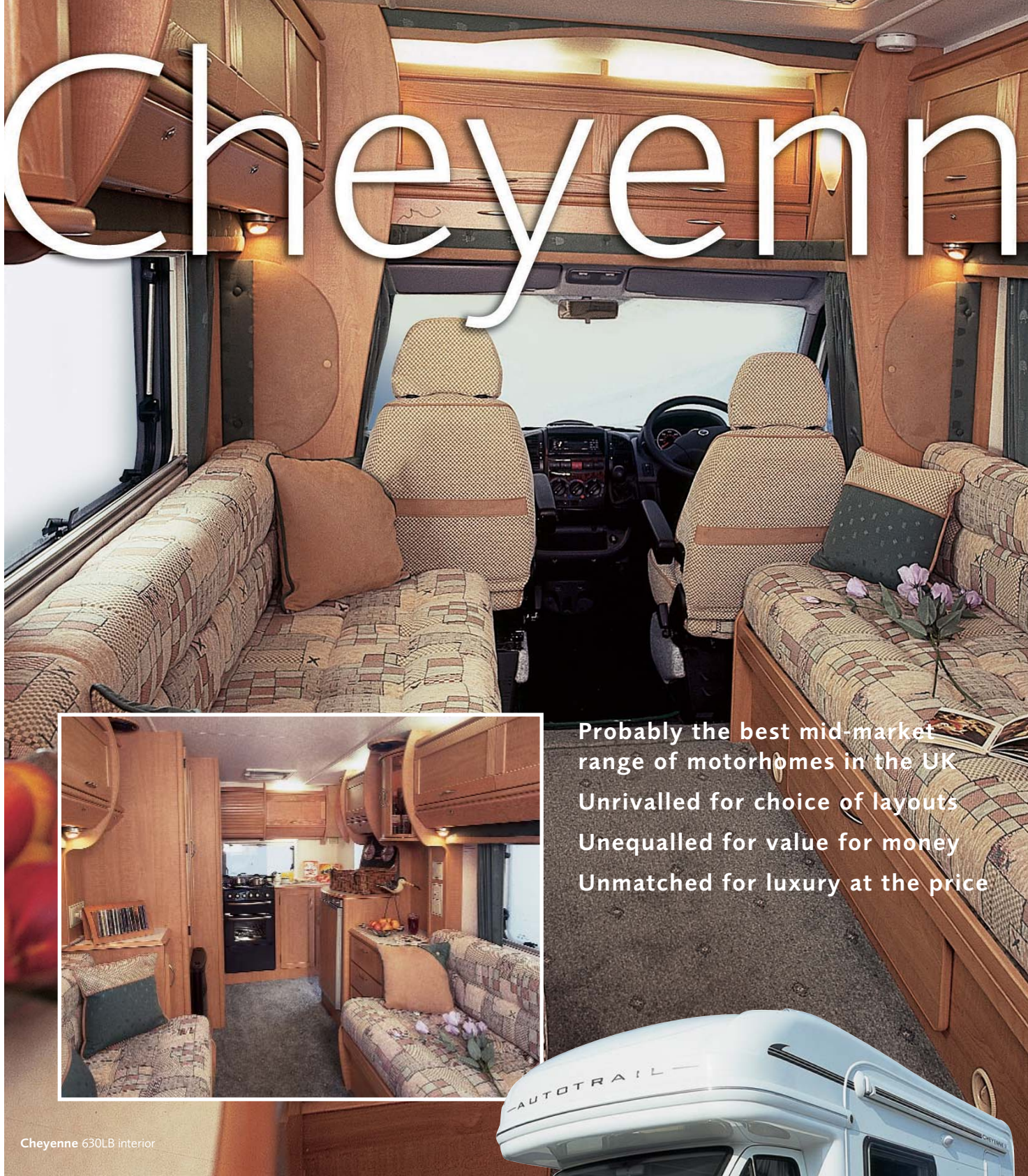
- Apache 600 now comes with an economical 2.3 litre JTD engine, central locking and electric cab windows and driving mirrors.
- New electrical service centre is fitted to all models
- New layout in outstanding Apache 640 has a generous forward lounge where everyone has a view of the

TV. For the cook, the clutter-free galley provides space to work and plenty of storage. There is a high level refrigerator with dedicated TV cupboard above and a gem of a rear washroom complete with separate shower cubicle, vanity unit and tailor-made cabinets for toiletries and towels. External 'ski' locker provides storage for touring

essentials from picnic chairs to golf clubs.

- New aluminium-framed seat bases include easi-glide runners and sprung slats for added comfort
- New Auto-Trail exterior graphics and decals

Cheyenne



Probably the best mid-market range of motorhomes in the UK
Unrivalled for choice of layouts
Unequaled for value for money
Unmatched for luxury at the price

Cheyenne 630LB interior

Since their inception in the early 1990s, the Cheyenne specification has progressively added a list of luxury features and quality components that make these most sought-after models unique in the middle sector of the market. No other range of mid-priced motorhomes takes on the cream of European manufacturers and leaves the field as victor. As a result, the very latest Cheyenne variants are currently the only UK-built motorhome gaining acceptance and respect among Motorhome owners throughout Europe.



e

The Cheyenne Range

- CHEYENNE **630LB** - 6.50m (21'04") overall length
- CHEYENNE **634L** - 6.50m (21'04") overall length
- CHEYENNE **632** - 6.50m (21'04") overall length
- CHEYENNE **634U** - 6.50m (21'04") overall length
- CHEYENNE **635** - 6.50m (21'04") overall length
- CHEYENNE **660** - 7.05m (23'01") overall length
- CHEYENNE **696G** - 7.28m (23'10") overall length



Cheyenne 632 interior



Cheyenne 632 interior

Cheyenne

Choose from the Fiat 2.8Jtd Ducato front wheel drive or the Mercedes-Benz rear wheel drive chassis, also with Mercedes the optional cost 'Sprintshift' 6 speed sequential change automatic gearbox can be specified, the choice continues. All Cheyenne models are also exclusively available in hi-line or lo-line body styles, luxury reflex foam upholstery, atmospheric concealed 12v lighting and mains 230v lights controlled by dimmer switches, ergonomic kitchens that bring a

sparkle to the eyes of the chef, efficient, winterised water systems, designer washrooms with separate shower areas – all these and more have become integral to the Cheyenne concept – yet these are only part of the story.

At the same time as the Cheyenne range has been progressively enhanced in specification, our innovative design teams have introduced a selection of layouts that are both exciting and practical – and directly in tune with the tastes of twenty first century motorhomers. Each layout is purpose-planned to suit a set of user preferences perfectly.



Cheyenne 634L interior



Cheyenne 634U interior



Cheyenne 635 interior



Cheyenne Exterior



Cheyenne 660 Bathroom

It is this combination of genuine luxury, high specification, and layouts reflecting the tastes of the time that make Cheyenne a true British market leader.

Where many other models suffer from bleak interiors and cold comfort vinyl floors, Cheyenne owners revel in 'yield-to-the-touch' deep-pile carpet and the mellow warmth of the stylish 'Acer' furniture, complemented with hardwood framed doors. This stylish Motorhome is truly, a home from home. Where others are content with utility fabrics and sit-up-and-beg seating, in a Cheyenne your heart will warm to home-from-home décor with luxury chenille upholstery, and seating you can sink into and relax.

Where many motorhomes ask the cook to make-do with the most minimal camping-style hobs and cramped galleys that, in many cases, will not even make you a slice of toast, it is no surprise that the design of the latest Cheyenne kitchens are among the finest in the motorhome sphere, with space to work, domestic-sized refrigerators and full cookers with electronic ignition. And Cheyenne models are all built to the same exacting standards of materials and construction that earned the 630LB Motor Caravan Magazine's prestigious **Award for Construction Quality** in 2003, the Cheyenne achieving a higher score than any other motorhome tested during the year.

Your Choice



Cheyenne 696G interior



Cheyenne 660 interior



Cheyenne 660 Kitchen



Cheyenne 632 Bathroom

Cheyenne 630LB - Popular with ex-caravanners, the 630LB features full length settees that double as twin single beds or a king size double and a fully equipped rear kitchen. The new styled washroom includes a separate shower cubicle.

Cheyenne 632 - Though less than 6.5 metres long, the 632 provides a full sized, permanent double bed and kitchen positioned centrally. A swivel cab seat adds to the inward-facing settees to complete the friendly lounge grouping.

Cheyenne 634U - The generous, wrapround rear lounge makes this evergreen layout a top-seller, and the practical split kitchen keeps the living space open and spacious.

Cheyenne 634L - Stablemate to the 634U, this model offers a large spacious rear lounge with a different slant, thanks to the L-seating and big picture window.

Cheyenne 635 - Modelled on our record-breaking Mohican, the 635 has a classy dressing room at the rear, with wardrobe, toilet, shower and vanity unit all included. A central kitchen keeps the cooking away from the comfortable forward lounge.

Cheyenne 660 - Brand new for 2004, the 660 takes the fixed bed concept to a whole new level and does away with the compromises found in other fixed-bed models. Generous seating at the front creates a luxurious comfortable lounge, storage is excellent in all areas and the chic new washroom has a separate shower cubicle at the rear. A Fiat 'Maxi' chassis (3850kg) provides excellent foundations for this luxury Motorhome.

Cheyenne 696G - Space with security is the keynote of the biggest Cheyenne, again incorporating the famous Fiat 'Maxi' Chassis (3850Kg) The permanent double bed across the rear is set above a capacious garage that will keep all your precious belongings like, cycles, scooters and even the barbecue, totally safe and sound. A new washroom has its own shower area and the lounge has plenty of space for the whole family – or for entertaining friends.

In a recent in-depth test, the authoritative **Motor Caravan Magazine** said of the Cheyenne 660:

“It charmed us into truly wanting to spend more time on board than our test allowed. Equipment standards are brilliant, storage is exceptional and well conceived, but most of all, the 660 layout offers comfort and convenience in all areas – not just the bedroom . . . this is the new class leader”.

(October 2003)

More for 2004

- Outstanding range of seven layouts tailored to suit modern tastes
- New Auto-Trail exterior graphics and decals
- New polished hardwood edges to worktops
- New deep-pile luxury carpets
- New co-ordinating curtains with Auto-Trail logo
- New redesigned de luxe washrooms
- New star model 660 fixed bed design steps ahead of the competition and incorporates a luxury lounge as well as a true Cheyenne kitchen and full en suite facility beside the master bedroom.

Frontier



Choose with your head
Choose with your heart
When your head and your heart
make the same single choice,
.... it will always be Frontier
from Auto-Trail

Chieftain interior

Few, if any, rival motorhomes can claim the stature in the eyes of the Motorhome public, than that of Auto-Trail's Frontier models. None combine the level of grand-touring luxury with engineering excellence that are the hallmarks of this premium range.

So often, with a major purchase like a motorhome, there is a conflict between the practical values your head tells you to go for and the comfort and special features that



The Frontier Range

FRONTIER **Dakota** - 7.33m (24'00") overall length

FRONTIER **Mohican** - 7.33m (24'00") overall length

FRONTIER **Scout** - 7.33m (24'00") overall length

FRONTIER **Arapaho** - 8.37m (27'05") overall length

FRONTIER **Chieftain** - 8.37m (27'05") overall length

FRONTIER **Chieftain G** - 8.37m (27'05") overall length



Arapaho hilene front

Scout Hi Line interior



Scout interior

draw a new model close to your heart. Good sense directs that you choose your motorhome for its construction quality, for the grade and calibre of materials employed, for the chassis choice it provides and, importantly, for its respected resale values. Yet secretly you lean towards the motorhome of your dreams for its cossetting interior, for the tailor-made convenience of its design, for those features that make touring a total pleasure.

In the Frontier range you will find no such conflict. Everything you want or expect of a luxury motorhome is

brought together in six superb models – motorhomes to aspire to and to love.

Choose with your head

Engineering - No other constructor offers such a range of engine and chassis options. Frontier models such as Dakota, Mohican and Scout are all available on the robust, cost-saving Fiat Extra-long Wheelbase 'Maxi' (XLWB) chassis with front wheel drive and Fiat's 2.8 litre Common rail 127 bhp engines.

A second alternative using a specially lowered Al-Ko rear chassis gives these Fiat models the benefit of independent rear



Mohican interior



Mohican interior



Arapaho interior

suspension, a slightly longer wheel base, plus dual floor technology that allows plumbing and services to be frost-protected between the floors. The choice is yours; both are 'Maxi' versions, therefore total Gross Vehicle Weights of 3850kg ensure that payloads can be the most generous.

For those who prefer rear wheel drive, these three models can also

be supplied on the latest Mercedes-Benz Euro-Sprinter – and here there is a choice of 129 or 156 bhp common rail diesel engines. In addition, as an optional cost extra, all Mercedes chassis can be supplied with the superb 'Sprint-shift' six-speed automatic gearbox for relaxed driving without penalty to your fuel consumption.

The famous Arapaho, Chieftain and Chieftain G are probably the largest and most impressive of all British Motorhomes. Each of these six wheel vehicles is constructed incorporating the superb Fiat Al-Ko chassis combination. Importantly all the 6 wheel

models have a GVW of 4500kg, therefore most generous payloads apply.



Construction-

The investment value of your Frontier model is underpinned by standards in materials and construction that have earned Auto-Trail independent Awards from the motorhome press as well as the acclaim of owners. Vinyl underbody protection, a one-piece roof in high-grade GRP which complements the highly polished bonded body panels manufactured with the latest thermal and vacuum technology, are all engineered for long, trouble-free life.

Electronics - Sophisticated control of all your Frontier's services is assured by the advanced PSU 2007 electronic 12v/230v management and distribution system, set in a dedicated illuminated 'service



Dakota interior



Dakota interior



Arapaho Bathroom

centre' for convenience complete with a torch and a separate easily accessed storage area to house your complete set of operator handbooks - total peace of mind. Underfloor, twin 85amp leisure batteries feature on all Frontier models.

Storage - Practical storage for all your needs is designed in to every Frontier model, from the upright 'ski locker' on the Mohican to the spacious underbed space in the Dakota and the security of the garage on the big Chieftain G that keeps your possessions safe from the weather - and from prying eyes.

Choose with your heart

Décor - Choose visual harmonies of gold and buttermilk, Maple and midnight blue. Relax in the comfort of quality reflex foam upholstery with beautifully co-ordinated fabrics, the very stylish pleated window blinds and 'Scotchguard' treated carpets that blend into a stylish designer décor.

Lighting - Revel in subtle lighting that places at your command a choice of atmosphere according to your mood, from dimmer controlled 230v mains units through personal spot lamps to the soft evening ambience of concealed 'aircraft type' fluorescent fittings. Naturally, lighting to specific areas like dressing rooms and kitchens is tailored to its purpose.

Entertainment - Enjoy multi speaker radio/CD stereo systems that enrich your living experience and an array of practical features designed to make your Frontier experience a reward and a pleasure - all models have a dedicated position for your television and unlike some manufacturers, TV aerials are standard equipment on all Frontier models.

Cooking - Sample the designer kitchens that offer the touring chef unrivalled convenience and a standard of equipment that encourages self expression 'on the road'. Flush fitted domestic style cookers with grill and pan storage, deep sinks together with spacious

practical draining boards, cooker hood extractors, the very stylish domestic 'black chrome' taps and the latest fridge/freezers complement these award winning designs.

Washrooms - Relax in the privacy of all-new dressing and shower rooms that set fresh standards in motorhome luxury. Sealed shower cubicles allow you to treat your Auto-Trail as a real home-from-home, and details like carefully positioned lighting tell you that this is a motorhome that exceeds normal expectations. Of course there is dedicated storage for individual items from towels to toothbrushes, aftershave to eyeliner.

Your Choice

Dakota - Popular from its inception two years ago, the Dakota features the original fixed-bed layout, this year with a new washroom complete with shower cubicle. The inward-facing lounge seating forms a friendly grouping with swivelling cab seats.

Mohican - Benchmark for all rear washroom designs, the classic Mohican's combination of spacious rear dressing room, centre kitchen and forward lounge makes this an all-rounder for all seasons.

Scout - The evergreen Scout provides twin seating zones; a dining room up-front and a lounge to the rear. The revised washroom gives the Scout a fresh look for 2004.


Arapaho - A six-wheeled version of the Scout,

the Arapaho offers a similar layout - but with greater space in every area. Facilities include a big fridge/freezer and a separate shower.

Chieftain - The mighty Chieftain makes a perfect touring apartment, with permanent master bedroom across the rear, centre positions for washroom and kitchen and a generous lounge at the front.

Chieftain G - Similar in layout to the Chieftain, but with a secure and spacious garage large enough for scooters or cycles at the rear under the high-level master bedroom.

Please note: As a no cost option all Frontier models are available in Lo-line form, (with overcab storage), or Hi-line form, (with overcab sleeping area) The choice is yours.

CHASSIS CAB TYPE	FIAT DUCATO	FIAT DUCATO	FIAT DUCATO	FIAT DUCATO	FIAT DUCATO with ALKO CHASSIS single rear axle or twin rear axle	MERCEDES BENZ EUROSprinter available as 313 or 316 version
2003 AUTO-TRAIL MODELS 	Tracker EK Tracker CK Tracker EKS	Tracker EK Tracker CK Tracker EKS Apache 600	Apache 640 Cheyenne 630LB Cheyenne 632 Cheyenne 634L Cheyenne 634U Cheyenne 635	Apache 700 Cheyenne 660 Cheyenne 696G Dakota Mohican Scout	Dakota (single) Mohican (single) Scout (single) Arapaho (twin) Chieftain (twin)	Cheyenne 630 S (MWB) Cheyenne 630 LB (MWB) Cheyenne 634 L (MWB) Cheyenne 634 U (MWB) Cheyenne 635 (MWB) Cheyenne 696 G (LWB) Mohican (LWB) Scout (LWB) Dakota (LWB)
CHASSIS MODE	11	15	15	18 MAXI	18 MAXI	313 or 316
MAX. GROSS WEIGHT (KG)	3000	3400	3400	3850	3850 (S) / 4500 (T)	3800
OPTIONAL COST 3850 KG MAXI CHASSIS (45g)	n/a	n/a	Special Order	Standard	as above	as above
VERSION	MWB	MWB	LWB	XLWB	Al-Ko Super Lo-line	MWB or LWB
WHEEL BASE (MM)	3200	3200	3700	4050	4223(S) 4353(T)	MWB = 3350 LWB = 4025
MAX. GROSS TRAIN WEIGHT (Kgs)	5200	5200	5200	5200	5200(S) 5500(T)	6300
MAX FRONT AXLE LOADING (Kgs)	1600	1750	1750	1850	1850	1750
MAX. REAR AXLE LOADING (Kgs)	1650	1900	1900	2120	2120(S) / 2 x 1500(T)	2240
ENGINE SIZE	2.0ltr	2.3ltr	2.8ltr	2.8ltr	2.8ltr	313 = 2.2ltr 316 = 2.7ltr
ENGINE TYPE	Jtd Turbo Diesel	Jtd Turbo Diesel	Jtd Turbo Diesel	Jtd Turbo Diesel	Jtd Turbo Diesel	Jtd Turbo Diesel
COMMON RAIL DIRECT INJECTION DIESEL	•	•	•	•	•	•
INTERCOOLER	No	No	•	•	•	•
OUTPUT (BHP)	85	110	127	127	127	313 = 129 316 = 156
DRIVE	Front	Front	Front	Front	Front	Rear
MAX TORQUE (Nm) at RPM	192 1900	192 1900	300 1800	300 1800	300 1800	313 = 300 / 316 = 330 1600-2400 / 1400-2400
NUMBER OF CYLINDERS	4 Cylinder	4 Cylinder	4 Cylinder	4 Cylinder	4 Cylinder	313 = 4 Cyl. 316 = 5 Cyl
FUEL TANK CAPACITY (LTR)	80	80	80	80	80	75
GEARBOX (No. Forward / Reverse)	5. 1	5. 1	5. 1	5. 1	5. 1	5. 1
SPRINTSHIFT 6 SPEED AUTOMATIC GEARBOX, WITH ABS BRAKING AND DRIVERS AIR BAG	X	X	X	X	X	O
COMPRESSION RATIO	18:01	18:01	18:01	18:01	18:01	18:01
BRAKES - TYPE 18:01	Disc	Disc	Disc	Disc	Disc	Disc
ABS BRAKING (5kg)	n/a	n/a	n/a	n/a	n/a (S) • (T)	O
TYRES	215/70R15C	215/70R15C	215/70R15C	215/75R16C	215/75R16C	225/70R15
HEAT INSULATED GLASS	X	X	X	X	X	•
CENTRAL LOCKING - TYPE	X	Key	Key	Key	Key	Remote
ELECTRIC/MANUAL OPERATED WINDOWS	Manual	Electric	Electric	Electric	Electric	Electric
EXTENDED EXTERIOR MIRRORS	•	•	•	•	•	•
ADJUSTABLE EXTERIOR MIRRORS	Manual	Electric	Electric	Electric	Electric	Electric
HEATED EXTERIOR MIRRORS	X	•	•	•	•	•
CARPETED SEAT BOXES	•	•	•	•	•	•
REMOVABLE CAB CARPET	•	•	•	•	•	•
CLARION RDS STEREO RADIO WITH COMPACT DISC PLAYER	•	• (not Apache)	•	• (not Apache)	• (not Apache)	•
FULLY ADJUSTABLE DRIVERS SEAT	•	•	•	•	•	•
FULLY ADJUSTABLE DRIVERS AND PASSENGERS 'AIR RIDE' COMFORT SEATS	X	X	X	X	X	•
FULLY UPHOLSTERED SEATS WITH MAP POCKETS	•	•	•	•	•	•
FITTED ENGINE IMMOBILISER	•	•	•	•	•	•
FIRE EXTINGUISHER	•	•	•	•	•	•
SAFETY WARNING TRIANGLE	X	X	X	X	X	•
STORAGE POCKETS IN BOTH DOORS	•	•	•	•	•	•
TORCH	X	X	X	X	X	•
DIGITAL CLOCK	•	•	•	•	•	•
EXTERIOR TEMPERATURE INDICATOR	X	X	X	X	X	•
UP RATED SUSPENSION SYSTEM	X	X	X	X	X	•
CAMPING CAR SUSPENSION SYSTEM (Up rated springs and tyres)	•	•	•	•	•	X
REMOTE SPARE TYRE EXTENSION VALVE	•	•+	•+	•+	•	•
TYRE EXTENSION VALVES	•	•+	•+	•+	•	•
WHEEL DISCS	•	•+	•+	•+	•	X
ALLOY WHEELS (EXC. SPARE)	X	X	X	X	•	•



	Tracker	Apache			Cheyenne		Frontier		Weight Change (Kgs)
	EK CK EKS	600	640	700	630 LB 632 634 L & U 635	600 696 G	Dakota Mohican Scout	Arapaho Chieftain	
More Chassis Choice									
Fiat Ducato 11 MWB, 2.0ltr JTD	•	n/a	n/a	n/a	n/a	n/a	n/a	n/a	
Fiat Ducato 15 MWB, 2.3 ltr JTD	O	•	n/a	n/a	n/a	n/a	n/a	n/a	
Fiat Ducato 15 LWB, 2.8 ltr JTD	n/a	n/a	•	n/a	•	n/a	n/a	n/a	
Fiat Ducato 18 XLWB Maxi, 2.8 ltr JTD	n/a	n/a	n/a	•	n/a	•	•	n/a	
Fiat Ducato 18 MAXI with AL-KO Chassis, 2.8 ltr JTD	n/a	n/a	n/a	n/a	n/a	n/a	•	•	
Mercedes-Benz 313 CDI MWB	n/a	n/a	n/a	n/a	•	n/a	n/a	n/a	
Mercedes-Benz 313 CDI, LWB	n/a	n/a	n/a	n/a	n/a	•	•	n/a	
Mercedes-Benz 316 Cdi, MWB	n/a	n/a	n/a	n/a	•	n/a	n/a	n/a	
Mercedes-Benz 316 Cdi LWB	n/a	n/a	n/a	n/a	n/a	•	•	n/a	
More Sleeping Choice									
Hi-Line available with overcab sleeping for 2 people.	n/a	•	•	•	•	•	•	•	
Lo-Line available with overcab storage area	•	n/a	n/a	n/a	•	•	•	•	
More Insulation & Strength									
Laminated Wall Construction (full thickness-mm)	40	40	40	40	40	40	40	40	
Laminated Floor Construction (full thickness-mm)	45	45	45	45	45	45	45	45	
Part Laminated Roof Construction (full thickness-mm)	•	•	•	•	•	•	•	•	
Full vinyl underfloor protection	•	•	•	•	•	•	•	•	
More Exterior Style & Features									
One Piece GRP Roof	•	n/a	n/a	n/a	•	•	•	•	
One Piece GRP Rear Panel	•	•	•	•	•	•	•	•	
GRP Side Skirts	•	•	•	•	•	•	•	•	
Spare wheel access flap and rear storage area	•	n/a	n/a	n/a	•	•#	•	•#	
Keyless' gas bottle locker, with internal release lever	n/a	n/a	n/a	n/a	•	•	•	•	
Specially Colour Coded Front Bumper area	SE only	SE only	SE only	SE only	SE only	SE only	SE only	SE only	
Colour Coded Extrusions	•	•	•	•	•	•	•	•	
Colour Coded Roof Rack and Ladder (20kg)	O	O	O	O	O	O	•	•	20
O Recessed Awning, size. (Std on 'SE' Models) (20/24/28/32/35kg)	2.6 m	3 m	3.5 m	4 m	3.5 m	4 m	4 m	4.5 m	20/24/28/32/35
Distinctive 'Auto-Trail' exterior graphics	•	•	•	•	•	•	•	•	
Special 'SE' Decals	SE only	SE only	SE only	SE only	SE only	SE only	SE only	SE only	
More External Lighting & Safety									
Additional front driving lights (1kg)	SE only	SE only	SE only	SE only	SE only	SE only	SE only	SE only	1
Twin Reversing Distance Sensors (1kg)	SE only	SE only	SE only	SE only	SE only	SE only	SE only	SE only	
3rd Brake Light	n/a	•	•	•	•	•	n/a	n/a	
Roof Spoiler with Hi-level Brake light	•	n/a	n/a	n/a	n/a	n/a	•	•	
Side Marker Lights	•	•	•	•	n/a	n/a	n/a	n/a	
Front Marker Lights	•	n/a	n/a	n/a	•	•	•	•	
Rear Marker Lights	n/a	n/a	n/a	n/a	•	•	•	•	
Awning Light	•	O	O	O	•	•	•	•	1
More 12v Power									
Leisure Battery(s) Total amps	85	85	85	85	85	85	170	170	
More Storage / Access									
Exterior access/storage locker	•	•	•	•	•	•	•	•	
Rear GRP underfloor storage area	•	n/a	n/a	n/a	•	•#	•	•#	
Side underfloor storage lockers (not on XLWB)	n/a	n/a	n/a	n/a	n/a	n/a	•	•	
Exterior Gas Bottle Locker (Total Propane capacity, Kgs)	1x7 1x13	1x7 1x13	1x7 1x13	1x7 1x13	2 x 13	2 x 13	2x13	2x13	
More On-Board Services									
Fresh/Waste Water Tank Capacity (Litrs) FIAT	81/49	81/49	81/49	81/49	81/60	81/60	81/60	n/a	
FIAT with Al-Ko Chassis	n/a	n/a	n/a	n/a	n/a	n/a	136 / 81	136 / 81	
MERCEDES-BENZ	n/a	n/a	n/a	n/a	86/50	86/50	86/45	n/a	
More Visibility and Ventilation									
Polyplastic Double Glazed windows with Flyscreens	•	•	•	•	•	•	n/a	n/a	
Sietz Flush Fitted Double Galazed Windows with Flyscreens	n/a	n/a	n/a	n/a	n/a	n/a	•	•	
Internal Window Blinds Plain / Pleated	Pleated	Plain	Plain	Plain	Pleated	Pleated	Pleated	Pleated	
Heki 2 Panoramic Roof Light - Push up. Plain Blind	•	•	•	•	•	•	n/a	n/a	
Heki 3 Panoramic Roof Light - Wind up. Pleated Blind (18kg)	O	O	O	O	O	O	•	•	18
Omnivert 12v fan assisted roof light/ventilator (3kg)	SE only	SE only	SE only	SE only	SE only	SE only	SE only	SE only	3
More Auto-Trail Special Features									
Burst-proof Type Entrance door with Flyscreen	•	•	•	•	•	•	•	•	
Exterior Hot and Cold Shower unit (2kg)	SE only	SE only	SE only	SE only	SE only	SE only	SE only	SE only	2
Waste bin in lower part of entrance door (2kg)	SE only	SE only	SE only	SE only	SE only	SE only	SE only	SE only	2
Electrically operated entrance step (3kg)	SE only	SE only	SE only	SE only	SE only	SE only	SE only	SE only	3
External gas BBQ point (1kg)	SE only	SE only	SE only	SE only	SE only	SE only	SE only	SE only	1
Integral Moulded entrance step with removable mat	•	•	•	•	•	•	•	•	
Rear Corner Steadies (10kg)	O	O	O	O	•	•	•	•	
TV Aerial and booster (4kg)	•	O	O	O	•	•	•	•	4
Rear Cycle Rack (2 cycle type) (10kg)	O	O	O	O	O	O	O	O	10

KEY TO TABLE :- • - Standard Equipment X - Not available + - Not available on Apache models O - Optional Cost Items # - not available on garage models
IMPORTANT :- The fitting of optional extras reduce available payload. Optional extra weights (approx) are shown in red.



Tracker			Apache			Cheyenne							Frontier				
EK	CK	EKS	600	640	700	630LB	632	634L	634U	635	660	696G	Dakota	Mohican	Scout	Arapaho	Chieftain

More Domestic Soft Furnishings

Trafalgar luxury upholstery, with Green Dress curtains with co-ordinating pelmets, tie backs and Green carpet	Yes			O						O							O	
Chelsea luxury upholstery, with Blue curtains with co-ordinating pelmets, tie backs and Blue carpet		O		Yes						O							O	
Mayfair luxury upholstery, with Green dress curtains with co-ordinating pelmets and Green carpet		O		O					Yes								O	
Kensington luxury upholstery, with Blue dress curtains with co-ordinating pelmets and Blue carpet		O		O					O								Yes	
Upholstered ventilation boards	No			No					Yes								Yes	
Scatter cushions (quantity)	2			4					4								4	

	EK	CK	EKS	600	640	700	630LB	632	634L	634U	635	660	696G	Dakota	Mohican	Scout	Arapaho	Chieftain
--	----	----	-----	-----	-----	-----	-------	-----	------	------	-----	-----	------	--------	---------	-------	---------	-----------

More Style and Features

Inner feature curtains to wardrobe doors	Yes	Yes	Yes	n/a	n/a	n/a	Yes	Yes	Yes	Yes	Yes	Yes	Yes	Yes	Yes	Yes	Yes	Yes	Yes
Blinds and flyscreens to all opening conversion windows	Yes	Yes (Pleated)	Yes	Yes	Yes (Plain)	Yes	Yes	Yes	Yes	Yes (Pleated)	Yes	Yes	Yes	Yes	Yes	Yes	Yes	Yes	Yes
Acer solid plywood interior furniture	Yes	Yes	Yes	Yes	Yes	Yes	Yes	Yes	Yes	Yes	Yes	Yes	Yes	Yes	Yes	Yes	Yes	Yes	Yes
Hardwood framed furniture doors	Yes	Yes	Yes	n/a	n/a	n/a	Yes	Yes	Yes	Yes	Yes	Yes	Yes	Yes	Yes	Yes	Yes	Yes	Yes
Hardwood edged heat resistant work surfaces	Yes	Yes	Yes	Yes	Yes	Yes	Yes	Yes	Yes	Yes	Yes	Yes	Yes	Yes	Yes	Yes	Yes	Yes	Yes
Metal 'rollerball' drawer runners	Yes	Yes	Yes	Yes	Yes	Yes	Yes	Yes	Yes	Yes	Yes	Yes	Yes	Yes	Yes	Yes	Yes	Yes	Yes
Access flap(s) to bedboxes	Yes	Yes	Yes	Yes	Yes	Yes	Yes	Yes	Yes	Yes	Yes	Yes	Yes	Yes	Yes	Yes	Yes	Yes	Yes
Swivel passenger seat base	Yes	O	Yes	O	O	O	Yes	Yes	O	O	Yes	Yes	O	Yes	Yes	O	O	O	Yes
Swivel drivers seat base (not available on MB)	O	O	O	O	O	O	O	O	O	O	O	O	O	O	O	O	O	O	O
Circular table with boom arm	O	O	O	O	O	O	O	O	O	O	Yes	O	Yes	O	O	O	O	O	
Table supplied	1	1	1	1	1	2	1	1	1	1	1	1	1	1	1	2	2	1	
Rear Radio/Cd Speakers	Yes	Yes	Yes	O	O	O	Yes	Yes	Yes	Yes	Yes	Yes	Yes	Yes	Yes	Yes	Yes	Yes	
Pressurised water system	Yes	Yes	Yes	Yes	Yes	Yes	Yes	Yes	Yes	Yes	Yes	Yes	Yes	Yes	Yes	Yes	Yes	Yes	
Fresh / Waste water tank gauge (Analogue)	n/a	n/a	n/a	Yes	Yes	Yes	n/a	n/a	n/a	n/a	n/a	n/a	n/a	n/a	n/a	n/a	n/a	n/a	
Fresh / Waste water tank read-out (Digital)	Yes	Yes	Yes	n/a	n/a	n/a	Yes	Yes	Yes	Yes	Yes	Yes	Yes	Yes	Yes	Yes	Yes	Yes	

More Bathroom Features

Domestic bathroom taps and shower head	Yes	Yes	Yes	Yes	Yes	Yes	Yes	Yes	Yes	Yes	Yes	Yes	Yes	Yes	Yes	Yes	Yes	Yes
On/Off shower control	Yes	Yes	Yes	Yes	Yes	Yes	Yes	Yes	Yes	Yes	Yes	Yes	Yes	Yes	Yes	Yes	Yes	Yes
Thermostatically controlled Shower	n/a	n/a	n/a	n/a	n/a	n/a	n/a	n/a	n/a	n/a	n/a	n/a	n/a	Yes	Yes	Yes	Yes	Yes
Full (F) / Part (P) Shower cubicle	P	P	F	P	F	F	F	F	P	P	F	F	F	F	F	F	F	F
Shower mat	Yes	Yes	Yes	Yes	Yes	Yes	Yes	Yes	Yes	Yes	Yes	Yes	Yes	Yes	Yes	Yes	Yes	Yes
12V Electric flush Thetford Toilet	Yes	Yes	Yes	Yes	Yes	Yes	Yes	Yes	Yes	Yes	Yes	Yes	Yes	Yes	Yes	Yes	Yes	Yes
Vanity storage cabinet	Yes	Yes	Yes	Yes	Yes	Yes	Yes	Yes	Yes	Yes	Yes	Yes	Yes	Yes	Yes	Yes	Yes	Yes

More Kitchen Features

Domestic single lever mixer taps	Yes	Yes	Yes	Yes	Yes	Yes	Yes	Yes	Yes	Yes	Yes	Yes	Yes	Yes	Yes	Yes	Yes	Yes
Inset sink/drainer with flush fitting cover(s)	Yes	Yes	Yes	Yes	Yes	Yes	Yes	Yes	Yes	Yes	Yes	Yes	Yes	Yes	Yes	Yes	Yes	Yes
Sink covers which can act as shelves/worktops	Yes	Yes	Yes	n/a	n/a	n/a	Yes	Yes	Yes	Yes	Yes	Yes	Yes	Yes	Yes	Yes	Yes	Yes
Waste bin in lower part of entrance door	SE	SE	SE	SE	SE	SE	SE	SE	SE	SE	SE	SE	SE	SE	SE	SE	SE	SE

Combined (C) Separate (S), refers to the type of Shower Area within the motorhome washrooms.



Tracker			Apache			Cheyenne							Frontier				
EK	CK	EKS	600	640	700	630LB	632	634L	634U	635	660	696G	Dakota	Mohican	Scout	Arapaho	Chieftain

More Kitchen Features (Continued)

Gas/12v/230v fridge (Capacity in litres)	90	90	90	90	90	90	90	90	90	90	90	90	90	90	90	90	135	135
Fridge/ freezer	n/a	n/a	n/a	n/a	O	n/a	n/a	n/a	n/a	O	O	n/a	n/a	O	n/a	Yes	Yes	
Roller shutter Hi-level storage unit, with adjacent 230v socket (ideal for microwave oven)	n/a	n/a	n/a	n/a	n/a	n/a	Yes	Yes	Yes	Yes	Yes	Yes	Yes	Yes	n/a	Yes	Yes	
12v Under locker flourecent lighting	Yes	Yes	Yes	Yes	Yes	Yes	Yes	Yes	Yes	Yes	Yes	Yes	Yes	Yes	Yes	Yes	Yes	
12v Cooker hood with extractor fan	n/a	n/a	n/a	n/a	n/a	n/a	n/a	n/a	n/a	n/a	n/a	n/a	Yes	Yes	Yes	Yes	Yes	
Flush fitting 4 Burner hob full cooker with separate grill and pan storage area	Yes	Yes	Yes	Yes	Yes	Yes	Yes	Yes	Yes	Yes	Yes	Yes	Yes	Yes	Yes	Yes	Yes	
Flush fitting 3 Burner, 1 x gas, 1 x 700w electric hob, full cooker and pan storage	SE	SE	SE	SE	SE	SE	SE	SE	SE	SE	SE	SE	SE	SE	SE	SE	SE	

More Electrical Features

Concealed 'aircraft type' over-locker lighting	Yes	Yes	Yes	n/a	n/a	n/a	Yes	Yes	Yes	Yes	Yes	Yes	Yes	Yes	Yes	Yes	Yes
12v ceiling lighting	n/a	n/a	n/a	Yes	Yes	Yes	n/a	n/a	n/a	n/a	n/a	n/a	n/a	n/a	n/a	n/a	n/a
Inner locker lighting	Yes	Yes	Yes	n/a	n/a	n/a	Yes	Yes	Yes	Yes	Yes	Yes	Yes	Yes	Yes	Yes	Yes
Omnivent 12v roof fan and roof ventilator	SE	SE	SE	SE	SE	SE	SE	SE	SE	SE	SE	SE	SE	SE	SE	SE	SE
Illuminated entrance step area	Yes	Yes	Yes	Yes	Yes	Yes	Yes	Yes	Yes	Yes	Yes	Yes	Yes	Yes	Yes	Yes	Yes
12v Wardrobe courtesy light	Yes	Yes	Yes	n/a	n/a	n/a	Yes	Yes	Yes	Yes	Yes	Yes	Yes	Yes	Yes	Yes	Yes
Underlocker 12v reading lights	Yes	Yes	Yes	Yes	Yes	Yes	Yes	Yes	Yes	Yes	Yes	Yes	Yes	Yes	Yes	Yes	Yes
Illuminated cocktail cabinet	Yes	Yes	Yes	n/a	n/a	n/a	Yes	n/a	Yes	Yes	Yes	n/a	Yes	Yes	Yes	Yes	Yes
TV Aerial, booster pack and 12v socket	Yes	Yes	Yes	O	O	O	Yes	Yes	Yes	Yes	Yes	Yes	Yes	Yes	Yes	Yes	Yes
230v socket(s)	Yes	Yes	Yes	Yes	Yes	Yes	Yes	Yes	Yes	Yes	Yes	Yes	Yes	Yes	Yes	Yes	Yes
230v Mains lighting, with dimmer switch	Yes	Yes	Yes	n/a	n/a	n/a	Yes	Yes	Yes	Yes	Yes	Yes	Yes	Yes	Yes	Yes	Yes
12v Rechargeable vacuum cleaner	O	O	O	O	O	O	O	O	O	O	O	O	Yes	Yes	Yes	Yes	Yes
Heavy duty charger/transformer (amps)	16a	16a	16a	12a	12a	12a	16a	16a	16a	16a	16a	16a	16a	16a	16a	16a	16a
Engine Battery Condition Indicator (volts)	Yes	Yes	Yes	n/a	n/a	n/a	Yes	Yes	Yes	Yes	Yes	Yes	Yes	Yes	Yes	Yes	Yes
Leisure Battery Condition Indicator (volts)	Yes	Yes	Yes	Yes	Yes	Yes	Yes	Yes	Yes	Yes	Yes	Yes	Yes	Yes	Yes	Yes	Yes
Digital Clock with Alarm facilities	Yes	Yes	Yes	n/a	n/a	n/a	Yes	Yes	Yes	Yes	Yes	Yes	Yes	Yes	Yes	Yes	Yes
Event Timer facility	Yes	Yes	Yes	n/a	n/a	n/a	Yes	Yes	Yes	Yes	Yes	Yes	Yes	Yes	Yes	Yes	Yes
Battery charge/discharge digital readout (amps)	n/a	n/a	n/a	n/a	n/a	n/a	n/a	n/a	n/a	n/a	n/a	n/a	Yes	Yes	Yes	Yes	Yes
Digital outside temperture guide	n/a	n/a	n/a	n/a	n/a	n/a	n/a	n/a	n/a	n/a	n/a	n/a	Yes	Yes	Yes	Yes	Yes
Digital inside temperture guide	n/a	n/a	n/a	n/a	n/a	n/a	n/a	n/a	n/a	n/a	n/a	n/a	Yes	Yes	Yes	Yes	Yes
RCD unit	Yes	Yes	Yes	Yes	Yes	Yes	Yes	Yes	Yes	Yes	Yes	Yes	Yes	Yes	Yes	Yes	Yes
230v roof mounted air conditoning unit	O	O	O	O	O	O	O	O	O	O	O	O	O	O	O	O	O
Truma 3Kw heating system with blown air	Yes	Yes	Yes	Yes	Yes	Yes	Yes	Yes	Yes	Yes	Yes	n/a	Yes	Yes	Yes	Yes	Yes
Truma 2 Kw electric blown air heating	Yes	Yes	Yes	Yes	Yes	Yes	Yes	Yes	Yes	Yes	Yes	Yes	Yes	Yes	Yes	Yes	Yes
Truma combi heater/boiler	n/a	n/a	n/a	n/a	n/a	n/a	n/a	n/a	n/a	n/a	Yes	n/a	n/a	n/a	n/a	n/a	n/a

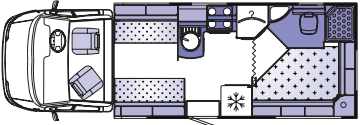
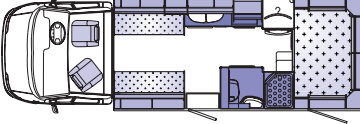
More Safety Features

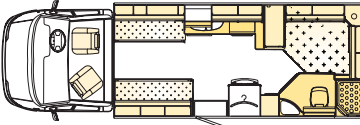
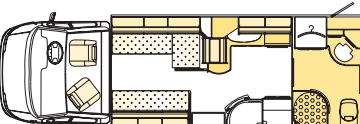
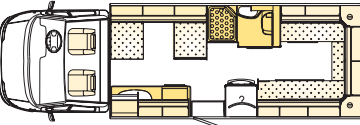

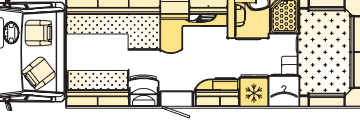
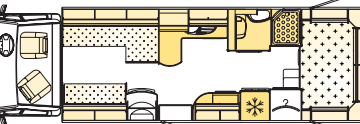
Isolation Taps to all gas appliances	Yes	Yes	Yes	Yes	Yes	Yes	Yes	Yes	Yes	Yes	Yes	Yes	Yes	Yes	Yes	Yes	Yes
Flame Failure shut off valves to all gas appliances	Yes	Yes	Yes	Yes	Yes	Yes	Yes	Yes	Yes	Yes	Yes	Yes	Yes	Yes	Yes	Yes	Yes
Entrance Door Grab Handle	Yes	Yes	Yes	Yes	Yes	Yes	Yes	Yes	Yes	Yes	n/a	Yes	Yes	Yes	n/a	Yes	Yes
National Caravan Council approved	Yes	Yes	Yes	Yes	Yes	Yes	Yes	Yes	Yes	Yes	Yes	Yes	Yes	Yes	Yes	Yes	Yes
Compliance to all European Standards	Yes	Yes	Yes	Yes	Yes	Yes	Yes	Yes	Yes	Yes	Yes	Yes	Yes	Yes	Yes	Yes	Yes
Smoke Alarm/ Fire Extinguisher	Yes	Yes	Yes	Yes	Yes	Yes	Yes	Yes	Yes	Yes	Yes	Yes	Yes	Yes	Yes	Yes	Yes
Total number of 3 point seat belts (inc.driver)	2	2	2	4	2	4	2	2	2	2	2	2	2	2	2	4	4
Front offside dinette with 2 x 3 point seat belts	n/a	n/a	n/a	Std	O	Std	O	n/a	n/a	n/a	O	n/a	n/a	n/a	O	Std	Std

Tracker		Chassis cab	Engine Type/Size	Overall length	Length behind cab	Unladen Mass	Maximum Payload	Maximum Authorised Weight	Maximum bed sizes
Tracker EK		Fiat 11	2.0 ltr Jtd	5.73m (189")	3.50m (11'6")	2618 kg (51.5 cwt)	392 kg (7.5 cwt)	3000 kg	2.00 x 1.45m
		Fiat 15	2.3 ltr Jtd	5.73m (189")	3.50m (11'6")	2643 kg (52.0 cwt)	757 kg (14.8 cwt)	3400 kg	
Tracker CK		Fiat 11	2.0 ltr Jtd	5.73m (189")	3.50m (11'6")	2638 kg (51.9 cwt)	362 kg (7.0 cwt)	3000 kg	2.00 x 1.30m
		Fiat 15	2.3 ltr Jtd	5.73m (189")	3.50m (11'6")	2633 kg (54.9 cwt)	737 kg (14.5 cwt)	3400 kg	
Tracker EKS		Fiat 11	2.0 ltr Jtd	5.85m (192")	3.66m (12'0")	2644 kg (52.0 cwt)	356 kg (7.0 cwt)	3000 kg	2.00 x 1.58m or 2 x singles
		Fiat 15	2.3 ltr Jtd	5.85m (192")	3.66m (12'0")	2669 kg (55.0 cwt)	731 kg (14.3 cwt)	3400 kg	

Apache		Chassis cab	Engine Type/Size	Overall length	Length behind cab	Unladen Mass	Maximum Payload	Maximum Authorised Weight	Maximum bed sizes
Apache 600		Fiat 15	2.3 ltr Jtd	6.07m (19'10")	3.77m (12'4")	2797 kg (55.0 cwt)	603kg (11.8 cwt)	3400 kg	1.82 x 1.22m and 1.82 x 0.72m
Apache 640		Fiat 15	2.8 ltr Jtd	6.63m (21'9")	4.44m (14'6")	2913 kg (57.3 cwt)	487 kg (9.5 cwt)	3400 kg	1.82 x 1.22m or 2.08 x 1.82/1.25m
Apache 700		Fiat 18	2.8 ltr Jtd	7.09m (23'3")	4.90m (16'0")	3180 kg (62.4 cwt)	670 kg (13.1 cwt)	3450 kg	1.82 x 1.22m and 2.08 x 1.50m

Cheyenne		Chassis cab	Engine Type/Size	Overall length	Length behind cab	Unladen Mass	Maximum Payload	Maximum Authorised Weight	Maximum bed sizes
Cheyenne 630 LB		Fiat 15	2.8 ltr Jtd	6.48m (21'3")	4.20m (13'9")	2970 kg (58.4 cwt)	430 kg (8.4 cwt)	3400 kg	2.10 x 1.86m or 2 x singles
		M-B 313	2.2 Cdi	6.50m (21'4")	4.20m (13'9")	2955 kg* (58.1 cwt)*	845 kg* (16.6 cwt)*	3800 kg	
		M-B 316	2.7 Cdi	6.50m (21'4")	4.20m (13'9")	2995 kg* (58.9 cwt)*	805 kg* (15.8 cwt)*	3800 kg	
Cheyenne 632		Fiat 15	2.8 ltr Jtd	6.48m (21'3")	4.20m (13'9")	2996 kg (58.9 cwt)	404 kg (57.9 cwt)	3400 kg	1.86 x 1.45m and 2.10 x 0.98m
		M-B 313	2.2 Cdi	6.50m (21'4")	4.20m (13'9")	2982 kg* (58.5 cwt)*	818 kg* (16.0 cwt)*	3800 kg	
		M-B 316	2.7 Cdi	6.50m (21'4")	4.20m (13'9")	3022 kg* (59.3 cwt)*	778 kg* (15.2 cwt)*	3800 kg	
Cheyenne 634L		Fiat 15	2.8 ltr Jtd	6.48m (21'3")	4.20m (13'9")	2959 kg* (58.5 cwt)*	441 kg* (8.2 cwt)*	3400 kg	2.10 x 1.22m or 2 x singles
		M-B 313	2.2 Cdi	6.50m (21'4")	4.20m (13'9")	2944 kg* (57.9 cwt)*	856 kg* (16.8 cwt)*	3800 kg	
		M-B 316	2.7 Cdi	6.50m (21'4")	4.20m (13'9")	2984 kg* (58.7 cwt)*	816 kg* (16.0 cwt)*	3800 kg	
Cheyenne 634U		Fiat 15	2.8 ltr Jtd	6.48m (21'3")	4.20m (13'9")	2935 kg (57.7 cwt)	465 kg (9.1 cwt)	3400 kg	2.10 x 1.80m or 2 x singles
		M-B 313	2.2 Cdi	6.50m (21'4")	4.20m (13'9")	2920 kg* (57.4 cwt)*	880 kg* (17.3 cwt)*	3800 kg	
		M-B 316	2.7 Cdi	6.50m (21'4")	4.20m (13'9")	2960 kg* (58.2 cwt)*	840 kg* (16.5 cwt)*	3800 kg	
Cheyenne 635		Fiat 15	2.8 ltr Jtd	6.48m (21'3")	4.20m (13'9")	2997 kg (59.9 cwt)	403 kg (7.9 cwt)	3400 kg	1.86 x 1.20m or 2.10 x 1.0/1.86m
		M-B 313	2.2 Cdi	6.50m (21'4")	4.20m (13'9")	2982 kg* (58.6 cwt)*	818 kg* (16.0 cwt)*	3800 kg	
		M-B 316	2.7 Cdi	6.50m (21'4")	4.20m (13'9")	3022 kg* (59.4 cwt)*	778 kg* (15.3 cwt)*	3800 kg	

Cheyenne		Chassis cab	Engine Type/Size	Overall length	Length behind cab	Unladen Mass	Maximum Payload	Maximum Authorised Weight	Maximum bed sizes
Cheyenne 660		Fiat 18	2.8 ltr Jtd	7.26m (23'9")	4.90m (16'0")	3168 kg* (62.3 cwt)*	682 kg* (13.4 cwt)*	3850 kg	1.86 x 1.35 or 2.17 x 1.25
		M-B 313	2.2 Cdi	7.28m (23'10")	4.90m (16'0")	3153 kg* (62.0 cwt)*	647 kg* (12.7 cwt)*	3800 kg	
		M-B 316	2.7 Cdi	7.28m (23'10")	4.90m (16'0")	3193 kg* (62.8 cwt)*	607 kg* (11.9 cwt)*	3800 kg	
Cheyenne 696G		Fiat 18	2.8 ltr Jtd	7.26m (23'9")	4.90m (16'0")	3216 kg (63.2 cwt)	634 kg (12.4 cwt)	3850 kg	2.17 x 1.37 or 2.17 x 1.35
		M-B 313	2.2 Cdi	7.28m (23'10")	4.90m (16'0")	3201 kg* (62.9 cwt)*	599 kg* (11.7 cwt)*	3800 kg	
		M-B 316	2.7 Cdi	7.28m (23'10")	4.90m (16'0")	3241 kg* (63.7 cwt)*	559 kg* (11.0 cwt)*	3800 kg	

Frontier		Chassis cab	Engine Type/Size	Overall length	Length behind cab	Unladen Mass	Maximum Payload	Maximum Authorised Weight	Maximum bed sizes
Dakota		Fiat 18	2.8 ltr Jtd	7.33m (24'0")	4.90m (16'0")	3265 kg (64.1 cwt)	585 kg (11.4 cwt)	3850 kg	1.90 x 1.45 or 2.10 x 1.40
		M-B 313	2.2 Cdi	7.35m (24'1")	4.90m (16'0")	3250 kg* (63.9 cwt)*	550 kg* (10.8 cwt)*	3800 kg	
		M-B 316	2.7 Cdi	7.35m (24'1")	4.90m (16'0")	3290 kg* (64.7 cwt)*	510 kg* (10.0 cwt)*	3800 kg	
Mohican		Fiat 18	2.8 ltr Jtd	7.33m (24'0")	4.90m (16'0")	3285 kg (64.6 cwt)	565 kg (11.1 cwt)	3850 kg	1.86 x 1.22 or 1.85 x 0.72 or 2.10 x 1.50
		M-B 313	2.2 Cdi	7.35m (24'1")	4.90m (16'0")	3270 kg* (64.3 cwt)*	530 kg* (10.4 cwt)*	3800 kg	
		M-B 316	2.7 Cdi	7.35m (24'1")	4.90m (16'0")	3310 kg* (65.1 cwt)*	490 kg* (9.6 cwt)*	3800 kg	
Scout		Fiat 18	2.8 ltr Jtd	7.33m (24'0")	4.90m (16'0")	3262 kg* (64.1 cwt)*	588 kg* (11.5 cwt)*	3850 kg	1.86 x 1.22 (front) or 2.10 x 1.50 (rear) or 2 singles (rear)
		M-B 313	2.2 Cdi	7.35m (24'1")	4.90m (16'0")	3247 kg* (63.9 cwt)*	553 kg* (10.8 cwt)*	3800 kg	
		M-B 316	2.7 Cdi	7.35m (24'1")	4.90m (16'0")	3287 kg (64.6 cwt)	513 kg (10.9 cwt)	3800 kg	
Arapaho		Fiat 18	2.8 ltr Jtd	8.37m (27'5")	5.94m (19'5")	3767kg (74.1 cwt)	733 kg (14.4 cwt)	4500 kg	1.86 x 1.22 and 2.10 x 1.66
Chieftain		Fiat 18	2.8 ltr Jtd	8.37m (27'5")	5.94m (19'5")	3555 kg (69.9 cwt)	945 kg (18.5 cwt)	4500 kg	1.86 x 1.22 and 2.10 x 1.27
Chieftain G		Fiat 18	2.8 ltr Jtd	8.37m (27'5")	5.94m (19'5")	3555 kg* (69.9 cwt)*	945 kg* (18.5 cwt)*	4500 kg	1.86 x 1.22 and 2.10 x 1.27

* Indicates estimated weight Note: Unladen mass includes the weight of the driver and 90% full of fuel (Total weight 140 kg).

Vehicle Widths (mirrors folded)	
Tracker	2.24m (7'4")
Apache	2.24m (7'4")
Cheyenne/Frontier	2.31m (7'7")

Vehicle Heights (excluding aerial)	
Tracker	2.95m (9'8")
Apache (Aerial optional)	2.95m (9'8")
Cheyenne/Frontier Lo-Line	2.95m (9'8")
Cheyenne/Frontier Hi-Line	3.05m (10'0")

Overcab Bed Sizes		
Apache	W 1.20m	L 2.08m H 0.58m
Cheyenne/Frontier	W 1.23m	L 1.95m H 0.58m

'SE' Pack Weights (fitted with)		
2.6 Awning	- reduce max payload by	32 kg
3.0 Awning	- reduce max payload by	35 kg
3.5 Awning	- reduce max payload by	39 kg
4.0 Awning	- reduce max payload by	43 kg
4.5 Awning	- reduce max payload by	47 kg

IMPORTANT

When using your vehicle or adding extra equipment, it is important that individual axle loading weights or the Maximum Authorised Weight is not exceeded. This would not only automatically invalidate any warranties, but also it could affect your safety and the handling of the vehicle. An overloaded vehicle could lead to prosecution. If you are unclear or need any further guidance as to any of the technical aspects in the operation and driving of your new Auto-Trail Motorhome, please consult your supplying dealer prior to driving your vehicle on the public highway.

Auto-Trail

Behind you all the way.....



The Auto-Trail Owner's Club

If you like the idea of meeting other Auto-Trail Motorhome owners and sharing with them in a variety of activities and adventures, then the Auto-Trail Owners Club may be just the thing for you. Regular events are organised in a broad range of locations around the UK and Europe, adding another dimension to the pleasure you get from your Auto-Trail Motorhome.

For more information and details of how owners of new Auto-Trail Motorhomes can enjoy a period of free ATOC membership, please contact:-

**Mike Johnson, 273 Barrowby Road,
Grantham, Lincolnshire NG31 8NR
(enclosing a SAE)
Mibar.johnson@ntlworld.com**

Extended Warranty Included

Auto-Trail have endeavoured to convey to all our customers all the benefits which are available within the industry. With this in mind we have extended the normal manufacturers warranty to include cover for major items for an extra period, giving peace of mind for a total of 36 months. Full details are outlined in a policy document. Please contact your official Auto-Trail stockist for further information.

AA Cover

Your new Auto-Trail Motorhome is covered by the AA for the first 12 months. A membership card will show a freephone breakdown assistance telephone number. In the event of a breakdown simply telephone the AA operations centre and their staff will provide assistance and explain the service provided in more detail.

Parts Department Tel 01472 571003 Fax 01472 571002



Official Auto-Trail Stockist:

Auto-Trail VR Limited

Trigano House, Genesis Way, Grimsby,
North East Lincolnshire, DN37 9TU.

Tel 01472 571000 Fax 01472 571001

e-mail: sales@auto-trail.co.uk website: www.auto-trail.co.uk

All photographs show vehicles fitted with the optional SE pack and photographs may show other optional extras. The content of this publication is as accurate as possible from the information available at the time of going to press. Auto-Trail Motorhomes reserve the right to alter specifications, prices and model ranges as materials and conditions demand, which could affect the unladen weight and therefore can accept no responsibility for discrepancies between this information and subsequent models. All Motorhomes in this brochure conform to European Standards for Motorhomes: EN1646 Issued November 2003.



Click on-line www.auto-trail.co.uk