



**YOUR 1ST CHOICE FOR
MORE CHOICE**

- ✓ OVER 300 CARAVANS ON SHOW
- ✓ INDOOR & SEASONAL OUTDOOR CAMPING DISPLAY
- ✓ AWNING DISCOUNT CENTRE
- ✓ ACCESSORIES SUPERMARKET
- ✓ 5 STAR SERVICE CENTRE & REPAIR WORKSHOPS
- ✓ FINANCE & INSURANCE (SUBJECT TO STATUS)

**GUARANTEED A
WARM WELCOME**

HIGHBRIDGE

Caravan and Camping Centre

**OPEN 7 DAYS
A WEEK**

01278 782725

A38, BRISTOL RD, HIGHBRIDGE, SOMERSET, TA9 4EX
www.highbridgecaravans.co.uk

THE AVONDALE 2004 RANGE

DART

BIANCO

ARGENTE

AVONDALE

LAND-RANGER



HOME FROM HOME... ...WITH THE NEW 2004 AVONDALE RANGE!

Welcome to the 2004 model range from Avondale. The success of our range comes from listening to you, our customers and building award winning tourers that not only look stylish but are practical and easy to use. This approach has led to sales increasing by over thirty percent in the last three years! 2004 sees further massive investment in both our product range and aftersales service.

Security is important and we are offering further peace of mind by introducing the Phantom Tracker as an option on selected model ranges – another industry first for Avondale!

The brand new Bianco range combines Avondale's award winning features with fresh new design ideas. Bianco is the essential tourer for those customers who

require both modern styling and traditional quality. The award winning Argente and Rialto ranges are combined into one superb wide-bodied range, with beautiful new silver elm furniture. The Dart and Avondale ranges have new exterior body finishes complete with new eye catching graphics. The Land-Ranger continues to be the definitive twin axle tourer.

Ask your local distributor to give you a full demonstration of the models that interest you. (Our distributor network is one of the largest in the country). They will also be pleased to discuss the full range of after sales service available when you've purchased your new Avondale.

All new Avondale owners receive our 'Feedback' questionnaire shortly after taking delivery of their new tourer. 'Feedback' is an essential part of our customer care package helping to assure our future customers' satisfaction. Please take a few moments to complete it, as many of our new developments come from customers' comments.

Avondale - your new home from home!

AN AWARD WINNING RANGE...

20 Industry awards in 5 years – four last year!

- DART 380-2 Caravan Club- Best light weight under 1001kgs 2003
- ARGENTE 460-2 Caravan Club- Best 2 berth (up to £13,000) 2003
- Website Caravan Industry- Best Tourer / Motorhome site 2003
- Caravan Writers' Guild- Best Handbook Award 2003
- DART 470-2 Caravan Industry- Best 2 berth (up to £10,000)
- RIALTO 480-2 Caravan Club- 2nd place Best 2 berth (under £13,000)
- DART 556-6 Practical Caravan- Tourer Of The Year
- OSPREY Caravan Industry- Best Tourer over £15,000
- AVOCET Practical Caravan- Best 2 berth (£12.5- £15,000)
- DART 556-6 Practical Caravan- Best family tourer (£10-12,500)
- AQUA 2000 Practical Caravan- Best Technical Innovation
- Caravan Writers' Guild- Handbook Award 2nd place
- Sewells Distributor Survey- Top UK Volume Manufacturer
- RIALTO 550-4 Caravan Club- Best Family Tourer
- AVOCET Practical Caravan- Best 2 berth (£12.5- £15,000)
- DART 515-4 Practical Caravan- Best family tourer (£10-12,500)
- AVONDALE Practical Caravan- Best Consumer Initiative
- AVONDALE Caravan Industry- Award for Innovation
- RIALTO 550-4 Caravan Club- Best Family Tourer
- DART 510-5 PRACTICAL CARAVAN- Best family Tourer (£10-12,500)

...WITH THE RIGHT OPTIONS FOR YOU!

The Dart – our award winning entry level range, designed to offer exceptional value for money. The Bianco – beautifully styled and brand new for 2004, Bianco offers the best of contemporary design. The new Argente range – combines the award winning Rialto and Argente models into one fabulous wide bodied range. The Avondale – pure club class luxury. The Land-Ranger – is the ultimate twin axle tourer.

Why choose a model from the Avondale stable?

- Produced within a company wide quality system that complies to International ISO9001:BS5750 requirements, ensuring its quality.
- A side mounted gas bottle locker, to make loading easy and concentrate the weight closer to the axle, so whether you're carrying one or two cylinders nose weight is hardly affected.
- An under-floor storage locker for the spare wheel, keeping it clean, secure and accessible - with its weight sensibly close to the axle ensuring nose weight is hardly affected.
- Meets or exceeds the new European Design Standard EN1645-1 for tourers, ensuring both your comfort and safety.
- Avondale's unique rebated side to floor joint, for additional body strength.

Avondale – Tourers that work!

DART	4
BIANCO	8
ARGENTE	12
AVONDALE	16
LAND RANGER	20
FEATURES	24
INTERNAL LAYOUTS	25
SPECIFICATIONS	25

2004 RANGE CONTENTS

THE DART

The entry level Dart range offers exceptional value for money. The Dart has been engineered to combine low cost and weight in a range of tourer models accommodating two to six berths.

The Dart 380-2 won the best tourer award in the 2003 Caravan Club Lightweight Trailer Competition. Check out the Dart's award winning features for yourself:

- *Blown air heating
- *Domestic style cooker
- *Large refrigerator with full width freezer
- *Hot and cold water system
- *New easy access bed locker tops
- *Remi tilt and slide sunroof
- *Lounge illuminated by round 'D' light
- *Fly screens and blinds
- *Spare wheel as standard



Dart - The perfect combination!

Dart - Exceptional value for money!

A choice of four models offers you the ideal layout to meet your holiday requirements. The 380-2 is a compact light weight two-berth, end kitchen model. The 510-5 five-berth maximises living space with a front and rear lounge area, the latter converting into an end bedroom. The six-berth 556-6 is the ideal family model, combining a side dinette and two rear fixed bunks – ideal for children (and parents!) who love their own space.

Beautiful Maple upholstery completes the Dart specification for 2004. Alternatively, upholstery options from other ranges are available for a small premium.

Dart 556-6 in Maple upholstery



DART
BIANCO
ARGENTE
AVONDALE
LAND-RANGER



Dart 510-5 washroom



Dart 380-2 End kitchen

THE BIANCO

Brand new for 2004!

The very best of contemporary British design sets the new Bianco apart from the crowd. A winning combination of looks, practicality and excellent value ensure this new range is set to take the market by storm. Wrapped in a gorgeous body shell, the Bianco's unique circular window and full graphics package will draw admiring looks wherever you go!



Bianco - Pure Style

DAVE
BIANCO
ARGENTE
AVONDALE
LAND-RANGER



Bianco 55 in Malibu upholstery



Bianco 55 side dinette detail



Bianco 55 Washroom

This new range is initially available in a choice of two '5' series models. The Bianco 54 is a four-berth fixed bed layout. The family friendly, Bianco 55 is a four-berth, side dinette, end washroom layout. The beautiful silver elm interiors, modern work surfaces and easy clean vinyl flooring are perfectly complimented by Malibu upholstery for that special 'holiday' feeling! 'Naughty but nice! The Bianco's specification includes a number of items to make your holiday really special. The specification includes a FM radio/cd, removable bound edge carpets, door and window blinds and flyscreens and an excellently specified kitchen. To complete the package the optional extras that can be specified include an AKS stabiliser.

THE ARGENTE

Such was the demand for more models in this Award winning wide bodied range that we've combined the very best of the highly successful Rialto and Argente ranges to give you a choice of eleven fabulous layouts. The range includes the winner of the 2003 Caravan Club Tourer Design Awards, the Argente 460-2 (Best 2 berth up to £13,000) and the award winning Rialto 480-2 and 550-4 layouts.

The Argente's clean Shaker style furniture has a beautiful new silver elm finish, which is perfectly complimented by a choice of Malmo or new Sienna upholstery schemes. All Argente end washroom models have a separate, fully lined shower cubicle.

Whether you're looking for a small two-berth or large six-berth there's a model in the Argente range for you!



Some times you just need...



Argente 650-6 in Malmo upholstery



Argente 460-2 Corner kitchen

Argente 460-2 in Sienna upholstery



DART
BIANCO
ARGENTE
AVONDALE
LAND-RANGER

...More Space

Looking for the living space that only a wide bodied tourer can provide? Compact two-berth to spacious twin axle six-berth; the choice is yours! The new Argente range offers a choice of three, two-berth models: The 390-2 and award winning 460-2 are both end kitchen layouts, the former being a compact layout, whilst the latter has spacious corner kitchen. The 480-2 two-berth features a beautiful end washroom and practical side kitchen.

The brand new 530-5 has a versatile combination of front and rear dinettes accommodating up to five people. The four-berth 550-4 has a side dinette and spacious end washroom making it the ideal family tourer. The sumptuous fixed bed 555-4 offers ideal accommodation for two or four people.

The Argente range includes three twin axle layouts, each capable of swallowing whole families with ease! The ideal model for those requiring a fixed bed layout is the four-berth 642-4, its central bedroom adjoins a beautiful en-suite rear washroom. The unique 640-6 has a new layout for 2004, longer fixed bunks, a side dinette and a spacious new end washroom. The twin lounge 650-6 family six-berth has a versatile night time layout. Its rear train dinette compartment converts to sleep up to four singly or two in an exceptional double!

Argente - More space, more choice

THE AVONDALE

Stylish new external graphics, alloy wheels and a choice of beautiful Balmoral, Eden or Sandringham upholstery make the 2004 Avondales a 'must have' for the discerning tourer owner. Described by many as the definitive Club class tourer, the distinctive shaped one-piece GRP roof has always set the Avondale range apart from other 'would be' club class tourers. Experienced tourer owners appreciate the benefit of being cocooned beneath the Avondale's distinctive roof. The super luxury Avondale specification includes everything you could want from

a Club Class tourer. Outside they feature a tilt and slide sun-roof, Omnivent extractor, alloy wheels, AKS stabiliser, removable hinged front locker lid and external gas and 230 volt electric outlets. From the luxury of fully sprung upholstery through to the FM radio/cd player the Club class Avondales contain everything you need to ensure your holiday comfort. Gorgeous furniture finished in warm cherry blends seamlessly throughout the interior, to give you a real home from home. New end washroom designs feature practical

cushion flooring, complemented with stylish Primrose-Regency wall covering. Beauty and practicality! Our designers believe your holiday should be as relaxing as possible so they've included some unique features: the award winning Aqua 2000 onboard water system, easy access bed boxes and fully lined shower cubicles complete with riser bars and mixer taps in all end washroom models. The best is worth protecting, so for comprehensive security protection all Avondale models are fitted with an integral four-point alarm system.

Stand out from the crowd!

Avondale Osprey S in Eden upholstery

Avondale Club Class - when only the best will do!

Choose your new 2004 Avondale from three class leading models, the Avocet 'DW', Eagle and Osprey. The Avocet has a traditional straight 'S' lounge seating layout, whilst a choice of alternative contemporary 'L' shaped lounge seating is available in the Eagle and Osprey models.

The two-berth Avocet DW with its extra large double wardrobe is ideal for long tours or extended holidays. The fixed bed Eagle provides wonderful accommodation for couples or up to four people. The award-winning Osprey is the definitive family tourer. A spacious end washroom, fabulous kitchen with 'acres' of work surface and a family friendly side dinette, all combine to make this the ultimate family tourer. Possibly your hardest decision, will be to choose which upholstery scheme to have, Balmoral, Eden or Sandringham!



Avondale Avocet DWS in Balmoral upholstery



Avondale Osprey washroom



Avondale Eagle L in Sandringham upholstery

THE LAND-RANGER



Instantly recognisable, the Land-Ranger's unique one-piece GRP roof is designed to turn heads. Its 'almost retro' design is perfectly complimented by soft Barley White paint work and Moonraker Blue body stripes. With alloy wheels and an AKS2004 stabiliser as standard, the Land-Ranger looks simply stunning.

The definitive twin axle tourer is equally sumptuous inside. Our designers have anticipated your holiday needs, from the comfort of fully sprung seating to the practicalities of the Aqua 2000 on board water system, Electrolux power fridge, thermostatically controlled Truma space heater with blown air-circulation, front

and rear 12v and TV aerial sockets, and a unique mini hi-fi stereo system. Security is provided by a remote controlled integral alarm, complete with awning and lounge light switching feature.

Land-Ranger - the ultimate twin axle tourer

Land-Ranger 6400 ESL in Eden upholstery



The popular 6400ES can comfortably accommodate up to 5 people and is available with a choice of traditional 'S' or contemporary 'L' lounge layout. Its versatile centre washroom/rear dinette layout makes it ideal for families. The mid toilet and shower area makes clever use of space by transforming from a rear access corridor into an en-suite washroom and dressing area. At night the rear dinette compartment can be completely closed off to give privacy for children or other couples. Customise your new Land-Ranger with a choice from three upholstery schemes: Balmoral, Eden or Sandringham. (Note the Balmoral and Sandringham upholsteries are shown in the Avondale range on pages 18 and 19).



Land-Ranger Washroom



Land-Ranger 6400 ESS in Eden upholstery

2004 FEATURES

	Model	Dart	Bianco	Argente	Avondale	Land-Ranger
Kitchen	Cooker - New Domestic style with 4 burner hob, separate grill & oven	•	•	•E	•E	•E
	Down lights - halogen	•	•	•	•	•
	Fridge - 77 litre New 'Power' with full width freezer	•	•	•	•E	•
	Fridge - 86 litre New 'Power' with full width freezer	•	•	•	•	•E
	Tap - Domestic style mixer (NEW)	•	•	•	•	•
	Traditional bowl & drainer with cover	•	•	•	•	•
	Twin bowl and space saver drainer (NEW)	•	•	•	•	•
	Water pipes - semi rigid	•	•	•	•	•
	Bed basket, large front	•	•	•	•	•
	Bed - fixed doubles slatted mechanism (NEW)	•	•	•	•	•
Interior	Bed locker tops slatted	•	•	•	•	•
	Front bed locker tops-lift & stay (NEW)	•	•	•	•	•
	Bunk bed ladder (where applicable)(NEW)	•	•	•	•	•
	Carpet -Removable	•	•	•	•	•
	Chest-top extending ('S' lounge models only)	•	•	•	•	•
	Clock	•	•	•	•	•
	Cocktail cabinet	•	•	•	•	•
	Door mat & tray	•	•	•	•	•
	Doorway flyscreen	•	•	•	•	•
	First aid kit	•	•	•	•	•
Washroom	Flyscreens and blinds (where possible)	•	•	•	•	•
	Heating Truma blown air system	3002	3002	3002 E	3002 E	3002 E
	Locker doors ash framed	•	•	•	•	•
	Omnivent roof light fan	•	•	•	•	•
	Super sun roof	Sliding	Sliding	Sliding	Sliding	Tilting
	Table stowage	•	•	•	•	•
	Upholstery sprung (except bunks)	Front bases	Foam	•	•	•
	Upholstery wrap round ('S' lounge models only)	•	•	•	•	•
	Fixed hand basin	•	•	•	•	•
	Onboard water tank	•	•	•	•	•
Electrical	Pedestal cassette toilet with header tank	•	•	•	•E	•E
	Shower	•	•	•	•	•
	Shower door (separate cubicle models)	•	•	•	•	•
	Shower cubicle fully lined	•	•	480-2/550-4/640-6	Except Eagle	•
	Water heater (gas & electric)	•	•	•	•	•
	Air conditioning Electrolux Blizzard 1500 (1)	•	•	•	•	•
	Awning light (R=Remote Control)	•	•	•	R	R
	Courtesy entry light switch	•	•	•	•	•
	Lighting - ceiling	•	•	•	•	•
	Lighting - front reading	4	4	4	4	4
Exterior	Low level night light	•	•	•	•	•
	Mains connection lead	•	•	•	•	•
	Mains sockets	2	3	3	3	3+Double
	Stereo Mini hi-fi system	•	•	•	•	•
	Stereo radio/CD player (1)	•	•	•	•	•
	Under bunk lamp	•	•	•	•	•
	12v charger/transformer	•	•	•	•	•
	12v/TV aerial socket	1	1	2(555-4 1)	2 (Eagle 1)	2
	230v mains inlet with ELCB unit	•	•	•	•	•
	230v exterior mains socket	•	•	•	•	•
Security	Battery locker	•	•	•	•	•
	Chassis - Alko galvanised with Euro axle	•	•	•	•	•
	Gas locker - side mounted	2x7kg	1x7kg + 1x4kg	2x7kg	2x7kg	2x7kg
	Gas point - exterior BBQ	•	•	•	•	•
	High level tail light	•	•	Brake	Brake	Brake
	Jockey wheel	•	•	•	•	•
	Outdoor equipment locker	•	•	•	•	•
	Roof one piece GRP	•	•	•	•	•
	Stabiliser AKS 2004	•	•	•	•	with safety & ball
	Step - entrance	•	•	•	•	•
Other	TV aerial and booster	•	•	•	•	•
	Wheels - alloy	•	• Silver 2	• Silver 2/4	• Silver 2	• Silver 4
	Wheels - stylish trims	•	•	•	•	•
	Alarm with remote control (2 key fobs) (1)	•	•	•	•	•
	Alarm - additional key fob (1)	•	•	•	•	•
	Locks - single key for all	•	•	•	•	•
	Identity number on windows & chassis	•	•	•	•	•
	Phantom tracker	•	•	•	•	•
	Security tag - hidden electronic	•	•	•	•	•
	Spare wheel (Steel)	•	•	•	•	•
Spare wheel well (under floor)	•	•	•	•	•	
Warranty - 5yrs water ingress, 3yrs general (2)	•	•	•	•	•	

SECURITY - An electronic tag card is fitted to every caravan, in addition all new Avondales are marked with a 17 character vehicle identification number (VIN), die stamped onto the chassis and etched on up to 10 windows. The VIN is recorded on a registration declaration form to be completed by the supplying dealer and sent to CRIS for registration entirely free of charge.

KEY: • Fitted as standard ◦ Optional E=Electronic
 Note (1) = Option must be fitted at time of original manufacture.
 Options may only be fitted provided the MTPLM is not exceeded.
 Note (2) = Warranty is offered subject to annual services.

2004 FEATURES

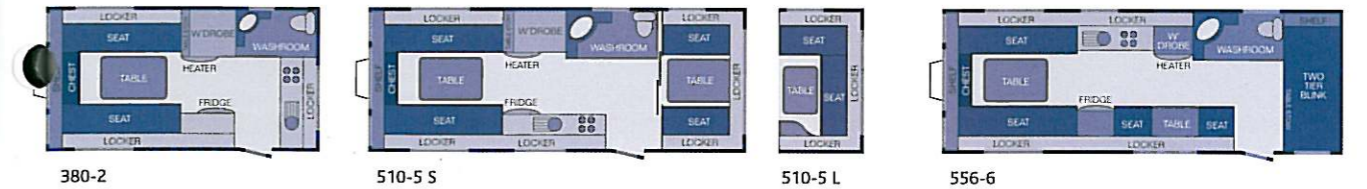
Note: Individual model range features vary, see page 24 for details. Electrolux refrigerators are fitted as standard in all Avondale caravans.



Remote control Lift & stay bed locker tops Courtesy light Electrolux refrigerators High intensity brake light
 Rebated side to floor joint Side gas bottle locker Easy pull bed slats Bed basket
 New Space saver twin bowl sink New fixed bed base mechanism Spare wheel well Front locker Door flyscreen

2004 SPECIFICATIONS & INTERNAL LAYOUTS

THE DART

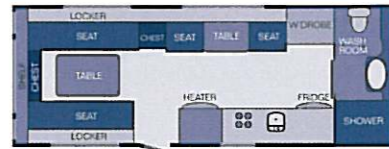


Model	Berths	Internal Length	Internal Headroom	External Length	External Width	External Height	Kitchen	Tyres	Awning Guide
380-2	2	3.80m 12'5 1/2"	1.90m 6'2 1/4"	5.14m 16'10 1/2"	2.13m 6'11 1/4"	2.67m 8'9"	END	165/R13 94N	7.75m
510-5 S/L	5	5.12m 16'9 1/2"	1.90m 6'2 1/4"	6.46m 21'2 1/4"	2.13m 6'11 1/4"	2.67m 8'9"	CENTRE	165/R13 94N	9.07m
556-6	6	5.50m 18'1 1/2"	1.90m 6'2 1/4"	6.46m 21'2 1/4"	2.13m 6'11 1/4"	2.67m 8'9"	CENTRE	165/R13 94N	9.42m

Model	Bed sizes
380-2	2 singles 1830 x 675 (72" x 27") or 1 double 1980 x 1830 (78" x 72")
510-5 S	2 singles 1830 x 675 (72" x 27") or 1 double 1980 x 1830 (78" x 72") + 1 rear double 1980 x 1140 (78" x 45") + 1 single bunk 1900 x 500 (75" x 20")
510-5 L	2 singles 1830 x 675 (72" x 27") or 1 double 1980 x 1830 (78" x 72") + 1 rear double 1780 x 1120 (70" x 44") + 1 single bunk 1900 x 500 (75" x 20")
556-6	2 singles 1830 x 675 (72" x 27") or 1 double 1980 x 1830 (78" x 72") + 1 single 1830 x 630 (72" x 25") + 1 single bunk 1730 x 530 (70" x 21") + 2 fixed bunks lower 1980 x 630 (78" x 25") upper 1980 x 600 (78" x 24")

For weight information please see separate sheet. Tabular information - please see footnote on page 27.

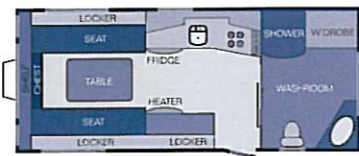
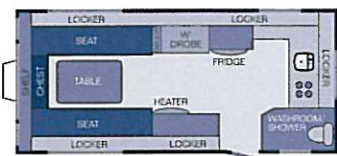
THE BIANCO



Model	Berths	Internal Length	Internal Headroom	External Length	External Width	External Height	Kitchen	Tyres	Awning Guide
54	4	5.51m 18'1"	1.93m 6'4"	6.98m 22'10 1/2"	2.16m 7'2"	2.55m 8'4 1/2"	CENTRE	165/R13 94N	9.68m
55	4	5.51m 18'1"	1.93m 6'4"	6.98m 22'10 1/2"	2.16m 7'2"	2.55m 8'4 1/2"	CENTRE	165/R13 94N	9.68m

Model	Bed sizes
54	2 singles 1800x710(71"x28") & 1875x710(74"x28") or 1 double 1800x2030(71"x80") + 1 fixed double 1685x1382(66"x54") at widest point
55	2 singles 1800x710(71"x28") & 1875x710(74"x28") or 1 double 1800x2030(71"x80") + 1 single 1800x600(71"x24") + 1 single bunk 1720x550(68"x22")

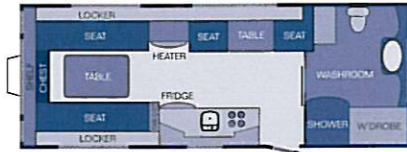
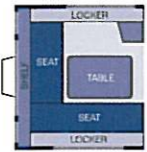
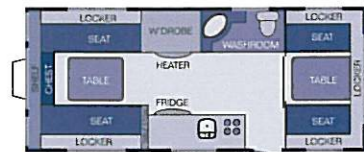
THE ARGENTE



390-2

460-2

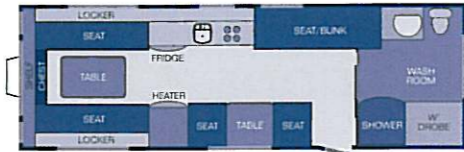
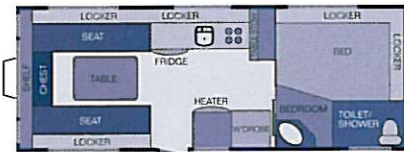
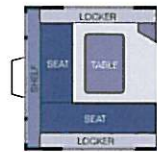
480-2 S



530-5

550-4 L

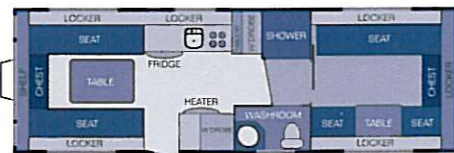
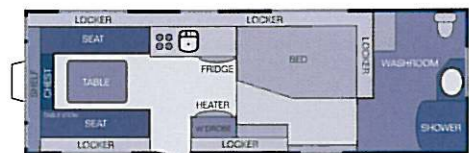
550-4 S



555-4 L

555-4 S

640-6



642-4

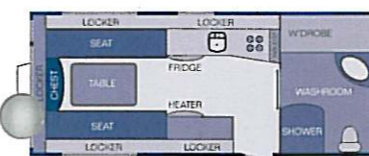
650-6

Model	Berths	Internal Length	Internal Headroom	External Length	External Width	External Height	Kitchen	Tyres	Awning Guide
390-2	2	3.95m 12'11 1/2"	1.90m 6'2 1/4"	5.45m 17'10 1/2"	2.28m 7'6"	2.67m 8'9"	END	165/R13 94N	7.87m
460-2	2	4.60m 15'1"	1.90m 6'2 1/4"	6.03m 19'9 1/2"	2.28m 7'6"	2.67m 8'9"	END	165/R13 94N	8.52m
480-2 S	2	4.80m 15'9"	1.90m 6'2 1/4"	6.30m 20'8"	2.28m 7'6"	2.67m 8'9"	CENTRE	165/R13 94N	8.72m
530-5	5	5.35m 17'6 1/2"	1.90m 6'2 1/4"	6.85m 22'5 1/2"	2.28m 7'6"	2.67m 8'9"	CENTRE	165/R13 94N	9.27m
550-4 S/L	4	5.50m 18' 1/2"	1.90m 6'2 1/4"	7.00m 22'11 1/2"	2.28m 7'6"	2.67m 8'9"	CENTRE	175/R14 99N	9.42m
555-4 S/L	4	5.50m 18' 1/2"	1.90m 6'2 1/4"	7.00m 22'11 1/2"	2.28m 7'6"	2.67m 8'9"	CENTRE	175/R14 99N	9.42m
640-6	6	6.39m 20'11 1/2"	1.90m 6'2 1/4"	7.90m 25'11"	2.28m 7'6"	2.67m 8'9"	CENTRE	165/R13 94N	10.34m
642-4	4	6.42m 21' 1/2"	1.90m 6'2 1/4"	7.92m 25'11 1/2"	2.28m 7'6"	2.67m 8'9"	CENTRE	165/R13 94N	10.34m
650-6	6	6.42m 21' 1/2"	1.90m 6'2 1/4"	7.92m 25'11 1/2"	2.28m 7'6"	2.67m 8'9"	CENTRE	165/R13 94N	10.34m

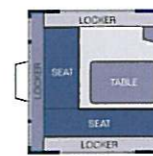
ARGENTE CONTINUED

Model	Bed sizes
390-2	2 singles 1830x760(72"x30") or 1 double 2125x1830(84"x72")
460-2	2 singles 1895x760(74"x30") or 1 double 2125x1895(84"x74")
480-2 S	2 singles 1830x760(72"x30") or 1 double 2125x1830(84"x72")
530-5	Front: 2 singles 1830x760(72"x30") or 1 double 2125x1830(84"x72"), Rear: 1 double 2125x1265(84"x50") + 1 single bunk 2065x540(81"x21")
550-4 S	Front: 2 singles 1830x760(72"x30") or 1 double 2125x1830(84"x72"), Rear: 1 single 1830x635(72"x25") + 1 single bunk 1720x540(68"x21")
550-4 L	Front: 1 double 2125x1400(84"x55"), Rear: 1 single 1830x635(72"x25") + 1 single bunk 1720x540(68"x21")
555-4 S	Front: 2 singles 1830x760(72"x30") or 1 double 2125x1830(84"x72"), Rear: 1 fixed double 1840x1330(73"x53") at widest point
555-4 L	Front: 1 double 2125x1400(84"x55"), Rear: 1 fixed double 1840x1330(73"x53") at widest point
640-6	Front: 2 singles 1830 x 760 (72" x 30") or 1 double 2125 x 1830 (84" x 72"), Rear: 1 single 1830 x 625 (72" x 25") + 1 single bunk 1735 x 540 (68" x 21") + 2 fixed bunks 1830 x 620 (72" x 24")
642-4	1 fixed double 1920 x 1300 (76" x 52") + 1 double 2125 x 1830 (84" x 72") or 2 singles 1830 x 760 (72" x 30")
650-6	1 double 2125 x 1830 (84" x 72") or 2 singles 1830 x 760 (72" x 30") + 2 singles 1840 x 650 (72" x 26") + 2 bunks 1720 x 530 (68" x 21") or 1 double 2125 x 1720 (84" x 68")

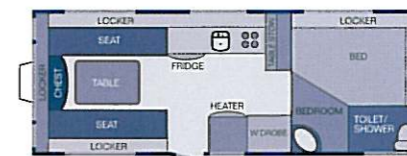
THE AVONDALE



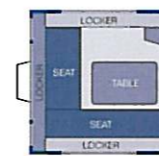
Avocet DWS



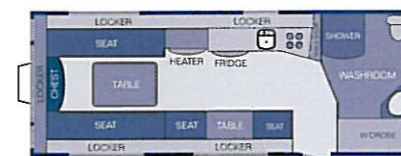
Eagle L



Eagle S



Osprey L

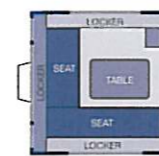


Osprey S

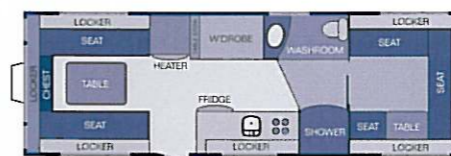
Model	Berths	Internal Length	Internal Headroom	External Length	External Width	External Height	Kitchen	Tyres	Awning Guide
Avocet DWS	2	4.82m 15'9 1/4"	1.90m 6'2 1/4"	6.23m 20'5 1/4"	2.17m 7'1 1/2"	2.62m 8'7"	CENTRE	175/R14 99N	8.52m
Eagle S/L	4	5.50m 18' 1/2"	1.90m 6'2 1/4"	6.91m 22'8"	2.17m 7'1 1/2"	2.62m 8'7"	CENTRE	175/R14 99N	9.20m
Osprey S/L	4	5.50m 18' 1/2"	1.90m 6'2 1/4"	6.91m 22'8"	2.17m 7'1 1/2"	2.62m 8'7"	CENTRE	175/R14 99N	9.20m

Model	Bed sizes
Avocet DWS	2 singles 1900 x 700 (75" x 28") or 1 double 2030 x 1900 (80" x 75")
Eagle S	1 fixed double 1870 x 1340 (74" x 53") at widest point + 2 singles 1830 x 700 (72" x 28") or 1 double 2030 x 1900 (80" x 75")
Eagle L	1 fixed double 1870 x 1340 (74" x 53") at widest point + 1 double 2030 x 1400 (80" x 55")
Osprey S	2 singles 1900 x 700 (75" x 28") or 1 double 2030 x 1900 (80" x 75") + 1 single 1830 x 630 (72" x 25") + 1 single bunk 1720 x 540 (68" x 21")
Osprey L	1 double 2030 x 1400 (80" x 55") + 1 single 1830 x 630 (72" x 25") + 1 single bunk 1720 x 540 (68" x 21")

THE LAND-RANGER



6400 ESL



6400 ESS

Model	Berths	Internal Length	Internal Headroom	External Length	External Width	External Height	Kitchen	Tyres	Awning Guide
6400 ESS/ESL	5	6.44m 21'3 1/2"	1.96m 6'4"	7.94m 26'7"	2.22m 7'3"	2.63m 8'7 1/2"	CENTRE	175/R13 99N	9.95m

Model	Bed sizes
6400 ESS	2 singles 1905 x 700 (75" x 28") or 1 double 2080 x 1905 (82" x 75") + 1 rear double 2080 x 1375 (82" x 54") + 1 single bunk 2010 x 540 (79" x 21")
6400 ESL	1 double 2080 x 1375 (82" x 54") + 1 rear double 2080 x 1375 (82" x 54") + 1 single bunk 2010 x 540 (79" x 21")

Awning sizes are approximate ground to ground measurements and are only a guide. Approximate bed sizes in millimetres at mattress height. Imperial equivalents are to the nearest inch. Metric Dimensions, imperial equivalents shown for information.

Your Avondale authorised distributor is:



Avondale Coachcraft Ltd.

Carlyon Road, Atherstone, Warwickshire, CV9 1JE

Telephone: 01827 715231 Facsimile: 01827 716446

Website: www.avondalecaravans.co.uk

We would like to thank the following for their assistance in the production of the 2004 Avondale brochure:

Lifestyle props: BHS, Locations: Mythe Farm Atherstone (Rally field available), West Midlands Water Sports Centre-Tamworth, Middleton Hall-Tamworth

Avondale Coachcraft Limited is constantly seeking ways by which its range of caravans may be further improved. The company reserves the right to alter specifications of its caravans at any time without notice. The illustrations and descriptions given in this brochure are intended as a general guide only and must not be taken as binding. Avondale Coachcraft Limited does not accept liability and shall not be liable for injury or consequential loss or damage, however caused arising from the illustrations and descriptions in this brochure. Nothing in this brochure shall be deemed to constitute a contract by Avondale Coachcraft Limited.