

Swift Caravans 2004

**YOUR 1ST CHOICE FOR
MORE CHOICE**

- ✓ OVER 300 CARAVANS ON SHOW
- ✓ INDOOR & SEASONAL OUTDOOR CAMPING DISPLAY
- ✓ AWNING DISCOUNT CENTRE
- ✓ ACCESSORIES SUPERMARKET
- ✓ 5 STAR SERVICE CENTRE & REPAIR WORKSHOPS
- ✓ FINANCE & INSURANCE (SUBJECT TO STATUS)

**GUARANTEED A
WARM WELCOME**

HIGHBRIDGE

Caravan and Camping Centre

**OPEN 7 DAYS
A WEEK**

01278 782725

A38, BRISTOL RD, HIGHBRIDGE, SOMERSET, TA9 4EX
www.highbridgecaravans.co.uk



Swift Caravans

Swift Caravans are the result of more than three decades of quality and innovation that has earned Swift the distinction of being revered as the thoroughbred of the touring caravan world.

Classic Swift build quality and pure luxury combine with functional new layout designs, producing timeless models that suit every need. 2004 sees the introduction of an all-new, ten model Challenger range, which boasts elegant Italian-designed curved furniture, new washrooms with separate circular shower cubicles, and sumptuous new fixtures and fittings throughout.



Quality with style has been Swift's motto for many years. Investment in advanced computer technology ensures that all models are produced to the same high standards, whilst computer aided design (CAD) allows designers to consider every improvement possible before a new model is even produced.

This commitment ensures that all models comply with the latest European legislation and has earned Swift the prestigious ISO 9001 certificate in recognition of their quality systems. All Swift caravans have also been awarded NCC Approved badges.

An ultra modern manufacturing facility, involving computer numerically controlled (CNC) machines, state-of-the-art CAD (computer aided design) and CAM (computer aided manufacture) facilities enables Swift to produce engineering standards of accuracy in furniture construction, a unique system giving dual benefits of a quality finish and rigid build quality.

Customer satisfaction is top priority at Swift, and the quality ethos extends to the Supercare aftersales service, and SuperSure's manufacturer's 3 year warranty that come with every new Swift tourer. Everything is provided to ensure you have a relaxing holiday - the Swift way.

Swift has an active owners club, open to all purchasers of Swift tourers. Full details can be found by logging onto www.swift-owners-club.co.uk



All Swift Group models have been certified by the National Caravan Council for compliance with stringent European Standards, British Legislation and industry set Codes of Practice specifically relating to health and safety issues. The approval process covers the testing and inspection of critical areas of the product from fire safety, weights and dimensions, to gas, electrics and ventilation. Every Swift caravan carries the "NCC Approved Caravan" badge. The NCC also conduct unannounced inspections at the Swift factory to ensure continued compliance. NCC Approval gives you peace of mind that your caravan is legal and safe.






Conqueror

With its fresh white bodyshell, designer graphics, flush-fitting windows, and smart rear light clusters, the new Conqueror sets new standards in touring style. Creating a seamless link between form and function, this modern caravan also offers an underslung carrier with spare wheel and tyre, and an AL-KO 2004 stabiliser for advanced towing safety.



travel
in style





Challenger

This family-orientated range has been completely redesigned for 2004 and boasts an array of exciting new features and innovative layouts. A brand new exterior sports contemporary graphics, stylish light clusters and new wheel spats all perfectly set off by a sleek and sparkling white bodyshell.



travel
in style




Charisma

Offering an ideal combination of style, comfort and value for money, the Charisma has a superb specification not normally found in this price bracket. Striking graphics give a sporty look and add to the modern appeal of this unique caravan whilst a handy spare wheel and tyre carried under the body frees up storage space inside.



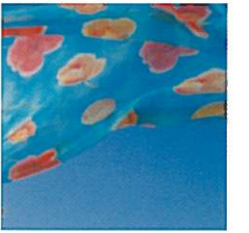
travel in style





relax in
comfort

Swift Caravans are renowned for their outstanding levels of specification and trend-setting designs. With a staggering twenty three models to choose from across the three ranges, there is something to suit every individual taste and requirement. Obvious attention to detail can be seen throughout the caravans within the superior build quality and finish.



Conqueror 630 SAL

relax in comfort



Conqueror 645

Conqueror lounge area

Five individually and thoughtfully designed models offer a wide range of styles and layouts. Sumptuous new soft furnishings in Dakar green are both tasteful and luxurious, creating a comfortable and serene environment. New Italian style curved furniture adds to the stylish feel and offers handy storage in the form of spacious lockers. Plush loose-fit carpets offer a practical and stylish flooring solution and can be easily removed for cleaning to reveal a smart wood block effect floor.



Conqueror 580 SAL



Conqueror 580 SAL

relax in comfort



Challenger 460

Challenger lounge area

This year sees a dramatic and complete redesign for the Challenger range which boasts a whole new look, heightened specification, a stunning new soft furnishings scheme in vibrant Nordica red, sleek, designer curved lockers and three exciting new model layouts, bringing the total to ten. New features also include mini Heki rooflights to give a bright and airy feel.



Challenger 500



Challenger 520

relax in comfort



Charisma 560



Charisma 565



Charisma 570

Charisma lounge area

The Charisma offers two brand new innovative layouts - the 570, a six berth model with rear bunks which cleverly convert into a garage style storage area, and the 555 fixed rear bed model. Furnishings have been upgraded to create a relaxing environment that is both stylish and comfortable.


elegant dining



Conqueror 580 SAL

Conqueror kitchen area

Cooking and dining in a Conqueror is sheer pleasure with high quality domestic style equipment, and comfortable and spacious seating areas. The superb kitchen has been upgraded even further this year with a brand new style bowl, drainer and tap. Also standard in this range is a powerful dual fuel hob, microwave oven and Dometic fridge freezer.



Conqueror 580 SAL

Challenger kitchen area

In keeping with all other areas in this exciting new range, the kitchen has been redesigned to incorporate designer style fixtures and fittings, and home from home comfort. Inventive space-saving ideas mean that large appliances fit perfectly within a compact space, making food preparation and cooking simple and efficient. A dual fuel hob and exterior barbecue point offer traditional or al fresco cooking options.



Challenger 460



Challenger 520



Challenger 500



Charisma 220

Charisma kitchen area

Showing an impressive level of specification not normally found at this price, the Charisma's revised kitchen boasts an array of luxury features, including an electronic ignition fridge and dual fuel hob. Chrome effect taps and new bowl with integral drainer add to the contemporary look, and drawers run smoothly on metal runners.



Charisma 555

peaceful slumber

With such a wide and varied range of accommodation to choose from, you'll have no trouble finding the most practical layout for your needs. Whether you would prefer a fixed double bed, rear bunks or any other combination, you can rest assured that you will always have a good night's sleep.



Challenger 500



Conqueror 645

Across the ranges you will find practicality twinned with real comfort. Take for instance the cantilever hinged bed tops, which not only provide easy access to convenient and spacious storage space, but also produce a comfortable sleeping base when combined with Swift's plush sprung upholstery. Fixed beds offer luxurious padded headboards, and bunks are roomy and versatile.



Charisma 550

peaceful slumber

spacious
bathing

Washrooms

Long gone are the cramped and dated washrooms found in older caravans. Swift offers functional, contemporary bathrooms which do not compromise on space or style. Ingenious design solutions mean domestic style comfort and equipment all fitted neatly into a range of different layouts.



Charisma 560



Conqueror 630



Challenger 490



Challenger 520

Washrooms

Across most of the ranges, washrooms have been revised to incorporate spacious circular shower cubicles, and separate Thetford electric flush toilets. Style has not been compromised and is seen in chrome fixtures and fittings, Italian curved furniture and tasteful wallboard. More than adequate storage facilities include wardrobe shelving behind the hinged vanity mirror.

Conqueror features



EXTERIOR

New for 2004

- New glacier white exterior
- Restyled GRP, 3 front windows with high level marker lights
- Restyled GRP back panel incorporating high level spoiler, high level brake light and new wrap round rear light cluster
- External gas bottle compartment light moulded into restyled cover
- Restyled wheelspat
- AL-KO Euro hitch with assisted handbrake
- New 14" alloy wheels
- Underslung spare wheel carrier
- Flush fitting aluminium framed windows
- New body colour front gutter mould
- New curved high level side marker lights
- Heki large tilting panoramic roof window with flynet and blind (2 in 630 & 645)
- Exterior door with window, blind and moulded interior door liner with integral magazine storage
- External access heated locker (model specific)
- Exterior access battery box with mains inlet and aerial input socket (battery not included)
- Lined external access locker with 230v external socket
- External access door under fixed bed (630)
- Gas bottle storage with gas strut supported door
- AL-KO lightweight galvanised steel chassis with Euro-Axle
- Heavy duty corner steadies
- Smooth aluminium single joint side panels
- Status TV/FM aerial and booster
- Awning channel on both sides of caravan
- Flush fitting awning light
- Reversing light
- Barbecue point with isolation valve
- Fixing points for rear mounted cycle rack (model specific)
- Removable fridge vents for easy maintenance and inspection
- Quick release door retainer

LOUNGE/DINING AREA

New for 2004

- Larger curved upper lockers with integrated front corner light mouldings
- Dakar Green upholstery fabric
- Luxury loose fit carpet
- Woodblock effect vinyl floor covering

- Aluminium framed double bed tops (model specific)
- Korsica Apple colour furniture with co-ordinated handles
- Worktop laminate in Maple woodgrain
- Long front beds 1920mm (6'3½") (model specific)
- Large 'L' shaped front lounge (model specific)
- Chest of drawers with occasional table (model specific)
- Drop down front side bed flaps
- Cantilever hinged action bed top with beech sprung slats
- Front roof lockers
- Freestanding table with dedicated storage location
- Rolled edged hardwood mouldings to worktops and tables
- Two television station points (640 Sal, 650 Lux & 645 Lux)
- Backrest ventilation boards
- Optional 6 berth layout (650)
- Cocktail cabinet with courtesy light
- Split front base cushions for easy bed make up
- Super quality domestic style sprung seats and backrests
- Curtains with tie-backs and contrasting pelmets
- Curtain storage for centre dinette curtain (MS)
- Twin curtain tracks for improved hanging presentation and ease of use
- Scatter cushions
- Clock

BODY STRUCTURE

- 44mm bonded floor with styrofoam insulation core
- 32mm semi bonded roof with polystyrene core
- 25mm bonded side walls with polystyrene insulation core

FITTINGS AND EQUIPMENT

New for 2004

- Multi position 'Mini Heki' clear skylights with blind and flyscreen (model specific)
- Cassette flyscreens and blinds to all windows (concertina on sides and rear)
- Concertina partition doors to rear bedroom models (model specific)
- Steel rimmed spare wheel and tyre
- Multi directional roof lights with sliding blind and flynet
- Full height exterior door flyscreen
- Night latch ventilation to all windows

- Entrance mat with embroidered logo in brush out tray
- AL-KO side mounted scissor jack
- Bunk ladder (where bunks provided)
- Smoke alarm
- Caravan entrance step
- Portable wheeled waste water container
- Removable hanging rail in shower (model specific)
- Isolation taps to all gas appliances
- Pull out roller slatted beds
- Domestic style cabinet hinges
- Smooth operation steel drawer runners

KITCHEN

New for 2004

- Flush fitting silver steel thermostatic oven with grill and pan storage
- Recessed stainless steel bowl with pillar tap, removable draining board and chopping board
- Microwave oven
- New 86 litre '7 series' electronic power fridge (model specific)
- 135 litre '7 series' electronic fridge/freezer (Conqueror 630)
- Dual fuel hob with 800w electric hot plate, three gas burners and electronic ignition incorporating flame failure protection and electronic ignition
- L shaped kitchen with swivel TV facility and worktop extension (630)
- Safety hob lid with cut out feature
- Heat resistant work surface
- Pull out storage baskets (model specific)
- Utensil rack (model specific)
- Moulded cutlery drawer on smooth steel runners
- Towel rail on fridge door

WASHROOM

New for 2004

- New fully fitted luxury washroom with vanity unit and sealed shower cubicle (model specific)
- New washroom wall covering
- Thetford cassette toilet with independent tank and electric flush
- Access to wardrobe shelving from vanity mirror door (580)
- Airing cupboard (630)
- Microswitched chrome finish lever mixer tap
- Chrome finish shower equipment
- Opening window

HEATING AND PLUMBING

New for 2004

- New dual fuel gas and mains 800W electric storage water heater
- Bulkhead mounted gas regulator
- Up-rated 12 litre/minute submersible water pump
- Dual fuel 3kw gas space heater complete with 2kw electric ducted blown air heating
- Grade 2 classification for thermal heating and insulation
- Internal 9 gallon water tank with filling pump and level gauge
- Large bore underslung rigid waste pipes
- Inboard semi-rigid piped fresh water system

ELECTRICAL

New for 2004

- New electrical control panel over exterior door
- New electrical sockets and switches
- Fully protected mains electric system with four 230v mains sockets and 1 external
- ESM 2004 power supply unit incorporating 12 amp switchmode charger/transformer
- 12v electrical system with one 12v socket and plug (2 in 640, 645 & 650))
- Colour co-ordinated adjustable 12v halogen reading lights
- Colour co-ordinated downlighters in kitchen
- Colour co-ordinated mains lights
- Colour co-ordinated 12v halogen ceiling lights
- TV station with 230v/12v sockets and coax/aerial connection (2 in 640, 645 & 650)
- Colour co-ordinated halogen lighting in washroom
- Omnivent 3 speed fan and skylight
- Fitted speakers, wiring, housing and aerial for easy fitting of a sound system
- 25 metre mains hook-up lead

SECURITY & SAFETY

- Alarm system with passive infrared and tilt sensor with easy to use key fob operation
- AKS 2004 AL-KO stabiliser
- Identity number etched to windows and caravan chassis
- Concealed security data chip within caravan construction
- Lockable rear corner steadies (lock not supplied)
- Single key operated locks
- All models comply with European standards



1



2



3



4



5



6

features

1. AL-KO Euro hitch with assisted handbrake
2. Recessed stainless steel bowl with pillar tap, removable drainer and chopping board
3. Curved upper lockers
4. Concertina blind and flyscreen to side windows
5. Exterior access locker
6. Omnivent 3 speed fan and skylight

Challenger features



EXTERIOR

New for 2004

- New glacier white exterior
- Restyled GRP, 3 window front with high level marker lights
- Restyled GRP back panel incorporating high level spoiler, high level brake light and new wrap round rear light cluster
- New body colour front gutter mould
- All models now with increased body width of 2.23m/7'4"
- Flush fitting aluminium framed windows
- AL-KO Euro hitch with assisted handbrake
- Heavy duty corner steadies
- New design 14" polished alloy wheels
- External gas bottle compartment light moulded into a restyled cover
- New curved high level side marker lights
- Restyled wheel spat
- Barbecue point with isolation valve
- Underslung spare wheel carrier
- Heki large tilting panoramic roof window with flynet and blind (2 in 500)
- Exterior door with window, blind and moulded interior door liner with integral magazine storage
- External access door under fixed bed (500, 550 & 550L)
- External access heated locker (model specific)
- Exterior access battery box with mains inlet and aerial input socket (battery not included)
- Lined external access locker with 230v external socket
- Gas bottle storage with gas strut supported door
- Smooth aluminium single joint side panels
- AL-KO lightweight galvanised steel chassis with Euro-Axle
- Status TV/FM aerial and booster
- Flush fitting awning light
- Awning channel on both sides of caravan
- Reversing light
- Removable fridge vents for easy maintenance and inspection
- Fixing points for rear mounted cycle rack (model specific)
- Quick release door retainer

LOUNGE/DINING AREA

New for 2004

- Larger curved upper lockers with integrated front corner light mouldings

- Nordic red upholstery fabric
- Luxury loose fit carpet
- Woodblock effect vinyl floor covering
- Aluminium framed double bed tops (model specific)
- Korsica Apple colour furniture with co-ordinated handles
- Worktop laminate in Maple woodgrain
- Long front beds 1920mm (6'3½") (model specific)
- Large 'L' shaped front lounge (model specific)
- Chest of drawers with occasional table (model specific)
- Freestanding table with dedicated storage location
- Cocktail cabinet with courtesy light
- Cantilever hinged bed tops sized for easy access
- Drop down front side bed flaps
- Backrest ventilation boards
- Super quality domestic style sprung seats and backrests
- Split front base cushions for easy bed make up
- Front roof lockers
- Rolled edged hardwood mouldings to worktops and tables
- Clock
- Curtains with tie-backs and contrasting pelmets
- Curtain storage for centre dinette curtain (model specific)
- Scatter cushions
- Twin curtain tracks for improved hanging presentation and ease of use

BODY STRUCTURE

- 44mm bonded floor with styrofoam insulation core
- 32mm semi bonded roof with polystyrene core
- 25mm bonded side walls with polystyrene insulation core

FITTINGS AND EQUIPMENT

New for 2004

- Multi position 'Mini Heki' clear skylights with blind and flyscreen (model specific)
- Cassette flyscreens and blinds to all windows (concertina on sides and rear)
- Steel rimmed spare wheel and tyre
- Concertina partition doors to rear bedroom models (model specific)

- Multi directional roof lights with sliding blind and flynet
- Night latch ventilation to all windows
- Full height exterior door flyscreen
- Entrance mat with embroidered logo in brush out tray
- Caravan entrance step
- Removable hanging rail in shower (model specific)
- Smoke alarm
- Bunk ladder (where bunks provided)
- Pull out roller slatted beds
- Isolation taps to all gas appliances
- Domestic style cabinet hinges
- Smooth operation steel drawer runners

KITCHEN

New for 2004

- Flush fitting silver steel thermostatic oven with grill and pan storage
- Recessed stainless steel bowl with pillar tap, removable draining board and chopping board
- Microwave oven provision (460,470)
- New 86 litre electronic power fridge (460, 470)
- New 77 litre electronic power fridge (model specific)
- Dual fuel hob with 800w electric hot plate, three gas burners and electronic ignition incorporating flame failure protection
- L shaped kitchen with swivel TV facility and worktop extension (500)
- Safety hob lid with cut out feature
- Heat resistant work surface
- Towel rail on fridge door
- Utensil rack (model specific)
- Moulded cutlery drawer on smooth steel runners
- Pull out storage baskets (model specific)

WASHROOM

New for 2004

- New fully fitted luxury washroom with vanity unit and sealed shower cubicle (not 500)
- New washroom wall covering
- Thetford cassette toilet with independent tank and electric flush
- Access to wardrobe shelving from vanity mirror door (model specific)
- Opening window

- Chrome finish shower equipment
- Microswitched chrome finish lever mixer tap

HEATING AND PLUMBING

New for 2004

- New dual fuel gas and mains 800W electric storage water heater
- Bulkhead mounted gas regulator
- Upated 12 litre/minute submersible water pump
- Dual fuel 3kw gas space heater complete with 2kw electric ducted blown air heating
- Grade 2 classification for thermal heating and insulation
- Inboard semi-rigid piped fresh water system
- Large bore underslung rigid waste pipes

ELECTRICAL

New for 2004

- New electrical control panel over exterior door
- New electrical sockets and switches
- Colour co-ordinated 12v halogen ceiling lights
- Colour co-ordinated downlighters in kitchen
- Colour co-ordinated mains lights
- Colour co-ordinated halogen lighting in washroom
- Colour co-ordinated adjustable 12v halogen reading lights
- 12v electrical system with one 12v socket and plug
- TV station with 230v/12v sockets and coax/aerial connection
- Omnivent 3 speed fan and skylight
- Fully protected mains electric system with three 230v mains sockets
- Fitted speakers, wiring, housing and aerial for easy fitting of a sound system
- ESM 2000 power supply unit
- 25 metre mains hook-up lead

SECURITY & SAFETY

- AKS 2004 AL-KO stabiliser
- Identity number etched to windows and caravan chassis
- Concealed security data chip within caravan construction
- Single key operated locks
- All models comply with European standards



1



2



3



4



5



6

features

1. Wrap round rear light cluster
2. Loose fit carpet
3. Barbecue point with isolation valve
4. Concertina blind and flyscreen to flush fitting side window
5. AL-KO Euro hitch with assisted handbrake
6. Heavy duty corner steadies

Charisma features



EXTERIOR

New for 2004

- New glacier white exterior
- Underslung spare wheel carrier
- GRP front panel with 3 opening windows
- Double glazed opening windows with concealed fixings
- ABS rear lower panel with wrap round rear light clusters
- Modern exterior graphics scheme
- Exterior door with window and blind
- Exterior access battery box with mains inlet (battery not included)
- Lined external access locker (model specific)
- Gas bottle storage with gas strut supported door
- Heki large tilting panoramic roof window with flynet and blind (2 in 550)
- Smooth aluminium single joint side panels
- AL-KO lightweight galvanised steel chassis with Euro-Axle
- 14" wheels with trims
- Gas strut assisted handbrake
- Status TV/FM aerial and booster
- Awning channel on both sides of caravan
- Awning light
- High level brake light
- Reversing light
- High level side marker lights
- Removable fridge vents with integral fly mesh for easy maintenance and inspection
- Fixing points for rear mounted cycle rack (model specific)
- Quick release door retainer

LOUNGE/DINING AREA

- 'Masai' chenille upholstery fabric
- Korsica Apple colour furniture with co-ordinated handles
- Worktop laminate in Maple woodgrain
- Long front beds 1920mm (6'3½") (model specific)
- Large 'L' shaped front lounge (model specific)

- Chest of drawers with occasional table (model specific)
- Freestanding table with dedicated storage location
- Cantilever hinged bed tops sized for easy access
- Drop down front side bed flaps
- Front roof lockers
- Lightweight aircraft style upper locker doors
- Cocktail cabinet
- Dedicated permanent bunk bed featuring fixed ladder, lockers and lighting (570 only)
- Two table storage compartments (570 only)
- Front ventilation boards
- Curtains with tie-backs and contrasting pelmets
- Curtain storage for centre dinette curtain (model specific)
- Twin curtain tracks for improved hanging presentation and ease of use
- Super quality domestic style sprung seats and backrests
- Split front base cushions for easy bed make up
- Scatter cushions
- Luxury fitted carpet
- Rolled edged ash/hardwood mouldings to worktops and tables
- Clock

BODY STRUCTURE

- 25mm bonded side walls with polystyrene insulation core
- 44mm bonded floor with styrofoam insulation core
- 32mm semi bonded roof with polystyrene core

FITTINGS AND EQUIPMENT

New for 2004

- Steel rimmed spare wheel and tyre
- Multi directional roof lights with sliding blind and flynet
- Night latch ventilation to all windows
- Cassette flyscreen & blinds to all windows
- Full height exterior door flyscreen
- Large exterior offside entry door into multi-function storage area, incorporating a unique hinged bunk base allowing full access (570 only)



1



2



3



4



5



6

- Storage area floor fixing eyelets, for securing large items (570 only)
- Caravan entrance step
- Bunk ladder (where bunks provided)
- Smoke alarm
- Wooden partition doors to rear bedroom models (model specific)
- Removable entrance mat
- Isolation taps to all gas appliances
- Domestic style cabinet hinges
- Pull out roller slatted beds
- Smooth operation steel drawer runners

KITCHEN

New for 2004

- New flush fitting silver steel thermostatic oven with grill and pan storage
- Dual fuel hob with 800w electric hot plate and three gas burners incorporating flame failure protection & electronic ignition
- Flush fitting stainless steel bowl and drainer with toughened glass lid
- Long spouted surface mounted microswitched chrome tap
- 80 litre fridge with full width freezer and electronic ignition
- L shape kitchen with swivel TV facility incorporating drop down extendible work surface (550)
- Heat resistant work surface
- Safety hob lid with cut out feature
- Moulded cutlery drawer on smooth steel runners

WASHROOM

New for 2004

- New washroom wall covering
- Fully fitted luxury washroom with vanity unit and curtained shower area (model specific)
- Fully fitted luxury washroom with sealed shower cubicle (model specific)
- Thetford cassette toilet with independent tank and manual flush
- Access to wardrobe shelving from vanity mirror door (model specific)
- Improved design hinged door to allow see through vision (model specific)

- Large window in centre washrooms
- Pelmet with light and shelf (model specific)
- Microswitched chrome finish lever mixer tap
- Chrome finish shower equipment

HEATING AND PLUMBING

New for 2004

- New dual fuel gas and mains 800w electric storage water heater (model specific)
- Bulkhead mounted gas regulator
- Dual fuel 3kw gas space heater complete with 2kw electric ducted blown air heating
- Grade 2 classification for thermal heating and insulation
- Inboard semi-rigid piped fresh water system
- Large bore underslung rigid waste pipes

ELECTRICAL

New for 2004

- TV station with modern 230v/12v sockets and coax/aerial connection
- Fully protected mains electric system with two 230v mains sockets
- 12v electrical system with one 12v socket and plug
- Colour co-ordinated 12v halogen ceiling lights
- Colour co-ordinated adjustable 12v halogen reading lights
- Colour co-ordinated halogen lighting in washroom
- Colour co-ordinated mains lights
- Colour co-ordinated ellipse kitchen light
- Electrical 12v distribution panel
- 12 amp switchmode charger/transformer
- 25 metre mains hook-up lead

SECURITY & SAFETY

- AKS 2004 AL-KO stabiliser
- Identity number etched to windows and caravan chassis
- Concealed security data chip within caravan construction
- Single key operated locks
- All models comply with European standards

features

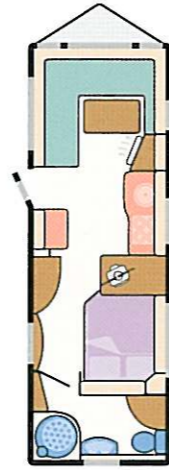
1. Dual fuel hob
2. AKS 2004 AL-KO stabiliser
3. Spare wheel and carrier
4. Bulkhead mounted gas regulator
5. Long spouted kitchen tap
6. Rear light cluster

Conqueror specification

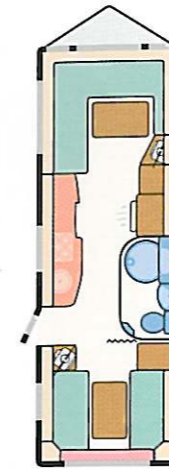
- LIVING AREA
- FURNITURE
- KITCHEN
- WASHROOM
- FIXED BEDS
- LOCKERS
- BUNK BED



Revised Model



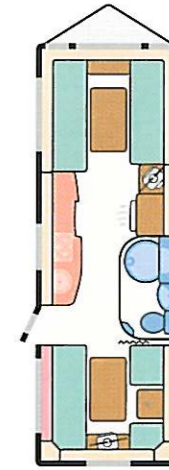
Revised Model



Revised Model



Revised Model



Model	580 SAL	630 SAL	640 SAL	645 LUX	650 LUX
Berths	4	4	5	4	5 Opt 6
Number of Axles	2	2	2	2	2
Internal Length (at bed box height)	5.85m/19' 2"	6.27m/20' 7"	6.27m/20' 7"	6.27m/20' 7"	6.27m/20' 7"
Overall Width	2.23m/7' 4"	2.23m/7' 4"	2.23m/7' 4"	2.23m/7' 4"	2.23m/7' 4"
Overall Height (including Status TV aerial)	2.76m/9' 1"	2.76m/9' 1"	2.76m/9' 1"	2.76m/9' 1"	2.76m/9' 1"
Overall Length	7.54m/24' 9"	7.96m/26' 1"	7.96m/26' 1"	7.96m/26' 1"	7.96m/26' 1"
Mass in Running Order	1339kg/26.4cwt*	1479kg/29.1cwt	1441kg/28.4cwt*	1411kg/27.8cwt*	1464kg/28.8cwt*
Essential Habitation Equipment Payload	115kg/2.3cwt	115kg/2.3cwt	115kg/2.3cwt	115kg/2.3cwt	115kg/2.3cwt
Personal Effects Payload	136kg/2.6cwt	140kg/2.7cwt	150kg/2.9cwt	140kg/2.7cwt	160kg/3.1cwt
Optional Equipment Payload	29kg/0.6cwt	29kg/0.6cwt	29kg/0.6cwt	29kg/0.6cwt	49kg/1.0cwt
Maximum Technical Permissible Laden Mass	1619kg/31.9cwt*	1763kg/34.7cwt	1735kg/34.2cwt*	1695kg/33.4cwt*	1788kg/35.2cwt*
Awning A/A Dimension†	10.08m/33' 1"	10.50m/34' 5"	10.50m/34' 5"	10.50m/34' 5"	10.50m/34' 5"
Tyre Size	175/65r14 82	175/65r14 82	175/65r14 82	175/65r14 82	175/65r14 82

bed sizes

Front Double†	208cm x 139cm/6'10" x 4'7"	208cm x 139cm/6'10" x 4'7"	208cm x 139cm/6'10" x 4'7"	208cm x 174cm/6'10" x 5'8½"	208cm x 180cm/6'10" x 5'11"
or One Single				174cm x 71cm/5'8½" x 2'4"	190cm x 71cm/6'3" x 2'4"
and One Single				180cm x 71cm/5'11" x 2'4"	180cm x 71cm/5'11" x 2'4"
Rear Double		192cm x 138cm/6'4" x 4'6"	208cm x 138cm/6'10" x 4'6"	186cm x 134cm/6'1" x 4'5"	205cm x 137cm/6'9" x 4'6"
Rear Bunk			192cm x 58cm/6'4" x 1'11"		
Side Single (offside)	180cm x 66cm/5'11" x 2'2"				177cm x 68cm/5'10" x 2'3"
Side Single (nearside)					177cm x 68cm/5'10" x 2'3"
Side Bunk	178cm x 56cm/5'10" x 1'10"				172cm x 56cm/5'8" x 1'10"
Optional Bunk					172cm x 56cm/5'8" x 1'10"

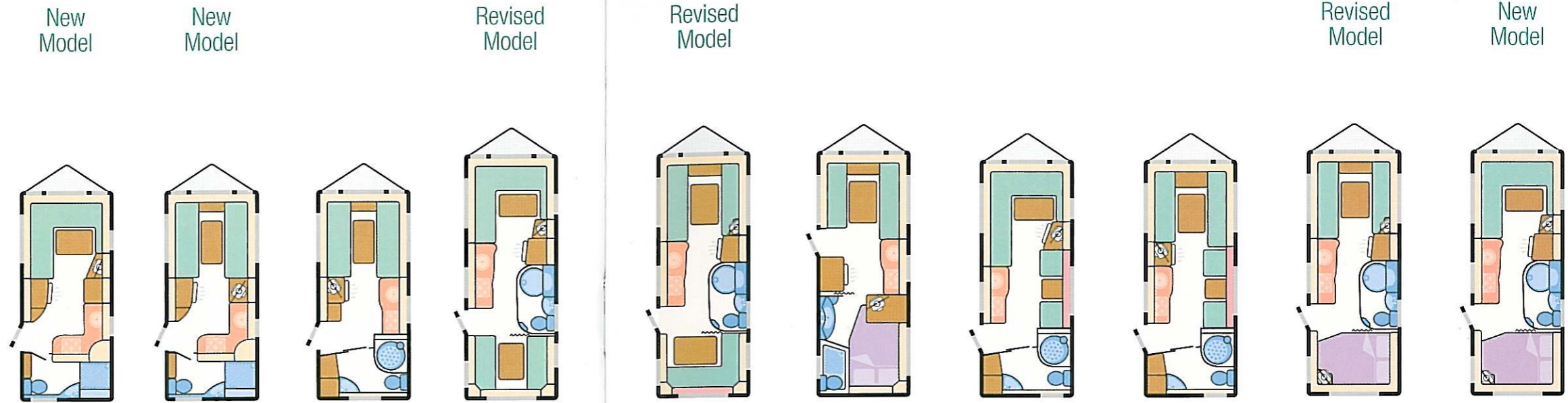
*Estimated weight.

†Double bed size is quoted with wrap round seating.

††Note on awning sizes: Due to the varying awning designs and sizes the awning sizes given are approximate only. Specific awning sizes must be confirmed by your dealer or the awning manufacturer prior to purchase.

Challenger specification

- LIVING AREA
- FURNITURE
- KITCHEN
- WASHROOM
- FIXED BEDS
- LOCKERS
- BUNK BED



Model	460	470	480	490	490L	500	520	530	550	550L
Berths	2	2	2	5	5	4	4	4	4	4
Number of Axles	1	1	1	1	1	1	1	1	1	1
Internal Length (at bed box height)	4.61m/15' 2"	4.61m/15' 2"	4.61m/15' 2"	5.39m/17' 8"	5.39m/17' 8"	5.39m/17' 8"	5.23m/17' 2"	5.23m/17' 2"	5.39m/17' 8"	5.39m/17' 8"
Overall Width	2.23m/7' 4"	2.23m/7' 4"	2.23m/7' 4"	2.23m/7' 4"	2.23m/7' 4"	2.23m/7' 4"	2.23m/7' 4"	2.23m/7' 4"	2.23m/7' 4"	2.23m/7' 4"
Overall Height (including Status TV aerial)	2.76m/9' 1"	2.76m/9' 1"	2.76m/9' 1"	2.76m/9' 1"	2.76m/9' 1"	2.76m/9' 1"	2.76m/9' 1"	2.76m/9' 1"	2.76m/9' 1"	2.76m/9' 1"
Overall Length	6.30m/20' 8"	6.30m/20' 8"	6.30m/20' 8"	7.08m/23' 3"	7.08m/23' 3"	7.08m/23' 3"	6.92m/22' 8"	6.92m/22' 8"	7.08m/23' 3"	7.08m/23' 3"
Mass in Running Order	1086kg/21.3cwt	1104kg/21.7cwt*	1128kg/22.2cwt*	1257kg/24.8cwt*	1270kg/25.0cwt*	1245kg/24.5cwt*	1215kg/23.9cwt*	1218kg/24.0cwt*	1260kg/24.8cwt*	1250kg/24.6cwt*
Essential Habitation Equipment Payload	82kg/1.6cwt	82kg/1.6cwt	82kg/1.6cwt	82kg/1.6cwt	82kg/1.6cwt	82kg/1.6cwt	82kg/1.6cwt	82kg/1.6cwt	82kg/1.6cwt	82kg/1.6cwt
Personal Effects Payload	104kg/2.1cwt	104kg/2.1cwt	104kg/2.1cwt	142kg/2.8cwt	142kg/2.8cwt	132kg/2.6cwt	130kg/2.6cwt	130kg/2.6cwt	132kg/2.6cwt	132kg/2.6cwt
Optional Equipment Payload	19kg/0.4cwt	19kg/0.4cwt	6kg/0.1cwt	6kg/0.1cwt	6kg/0.1cwt	6kg/0.1cwt	6kg/0.1cwt	6kg/0.1cwt	6kg/0.1cwt	6kg/0.1cwt
Maximum Technical Permissible Laden Mass	1291kg/25.4cwt	1309kg/25.8cwt*	1320kg/26.0cwt*	1487kg/29.3cwt*	1500kg/29.5cwt*	1465kg/28.8cwt*	1433kg/28.2cwt*	1436kg/28.3cwt*	1480kg/29.1cwt*	1470kg/28.9cwt*
Awning A/A Dimension††	8.90m/29' 2"	8.90m/29' 2"	8.90m/29' 2"	9.68m/31' 9"	9.68m/31' 9"	9.68m/31' 9"	9.52m/31' 3"	9.52m/31' 3"	9.68m/31' 9"	9.68m/31' 9"
Tyre Size	195/70r14 95	195/70r14 95	195/70r14 95	175r14 99	175r14 99	175r14 99	175r14 99	175r14 99	175r14 99	175r14 99

bed sizes

Front Double†	208cm x 139cm/6'10" x 4'7"	208cm x 190cm/6'10" x 6'3"	208cm x 190cm/6'10" x 6'3"	208cm x 139cm/6'10" x 4'7"	208cm x 180cm/6'10" x 5'11"	208cm x 166cm/6'10" x 5'5"	208cm x 139cm/6'10" x 4'7"	208cm x 180cm/6'10" x 5'11"	208cm x 180cm/6'10" x 5'11"	208cm x 139cm/6'10" x 4'7"
or One Single		190cm x 71cm/6'3" x 2'4"	190cm x 71cm/6'3" x 2'4"		190cm x 71cm/6'3" x 2'4"	190cm x 71cm/6'3" x 2'4"	190cm x 71cm/6'3" x 2'4"	190cm x 71cm/6'3" x 2'4"	190cm x 71cm/6'3" x 2'4"	190cm x 71cm/6'3" x 2'4"
and One Single		190cm x 71cm/6'3" x 2'4"	190cm x 71cm/6'3" x 2'4"		180cm x 71cm/5'11" x 2'4"	166cm x 71cm/5'5" x 2'4"	190cm x 71cm/6'3" x 2'4"	180cm x 71cm/5'11" x 2'4"	180cm x 71cm/5'11" x 2'4"	190cm x 71cm/6'3" x 2'4"
Rear Double				208cm x 138cm/6'10" x 4'6"	192cm x 138cm/6'4" x 4'6"	196cm x 138cm/6'5" x 4'6"			190cm x 138cm/6'3" x 4'6"	190cm x 138cm/6'3" x 4'6"
Rear Bunk				192cm x 58cm/6'4" x 1'11"	192cm x 58cm/6'4" x 1'11"					
Side Single (offside)							180cm x 66cm/5'11" x 2'2"	180cm x 66cm/5'11" x 2'2"		
Side Bunk							178cm x 56cm/5'10" x 1'10"	178cm x 56cm/5'10" x 1'10"		

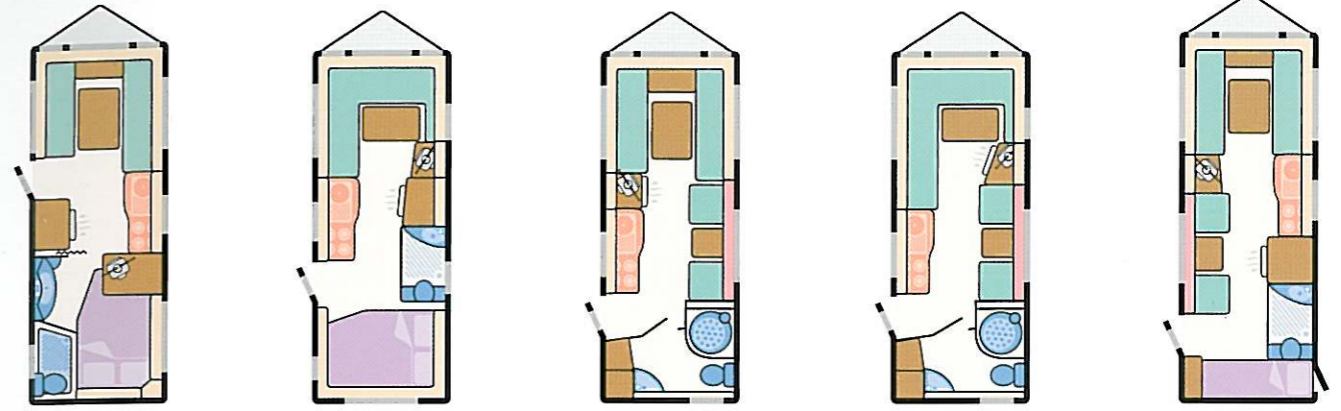
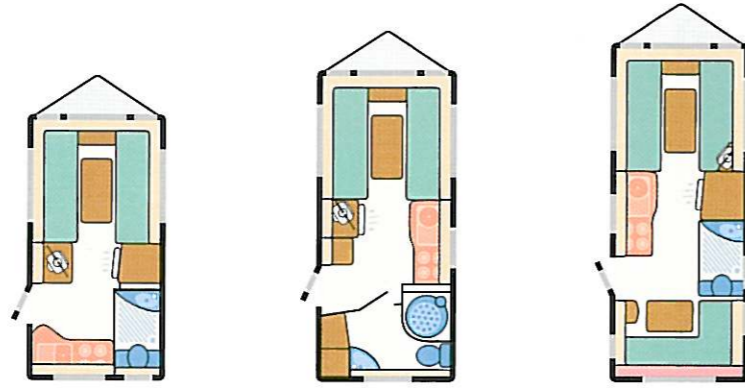
*Estimated weight.

†Double bed size is quoted with wrap round seating.

††Note on awning sizes: Due to the varying awning designs and sizes the awning sizes given are approximate only. Specific awning sizes must be confirmed by your dealer or the awning manufacturer prior to purchase.

Charisma specification

- LIVING AREA
- FURNITURE
- KITCHEN
- WASHROOM
- FIXED BEDS
- LOCKERS
- BUNK BED



New Model

New Model

Model	220	230	540	550	555	560	565	570
Berths	2	2	5	4	4	4	4	6
Number of Axles	1	1	1	1	1	1	1	1
Internal Length (at bed box height)	3.94m/12' 11"	4.61m/15' 2"	5.03m/16' 6"	5.39m/17' 8"	5.23m/17' 2"	5.23m/17' 2"	5.23m/17' 2"	5.50m/18' 1"
Overall Width	2.16m/7' 1"	2.16m/7' 1"	2.16m/7' 1"	2.23m/7' 4"	2.23m/7' 4"	2.16m/7' 1"	2.16m/7' 1"	2.23m/7' 4"
Overall Height (including Status TV aerial)	2.76m/9' 1"	2.76m/9' 1"	2.76m/9' 1"	2.76m/9' 1"	2.76m/9' 1"	2.76m/9' 1"	2.76m/9' 1"	2.76m/9' 1"
Overall Length	5.56m/18' 3"	6.24m/20' 6"	6.65m/21' 10"	7.02m/23' 0"	6.86m/22' 6"	6.86m/22' 6"	6.86m/22' 6"	7.13m/23' 5"
Mass in Running Order	939kg/18.5cwt	1022kg/20.1cwt	1106kg/21.8cwt	1168kg/23.0cwt	1114kg/21.9cwt	1125kg/22.2cwt	1122kg/22.1cwt	1169kg/23.0cwt
Essential Habitation Equipment Payload	90kg/1.8cwt	82kg/1.6cwt	90kg/1.8cwt	82kg/1.6cwt	90kg/1.8cwt	82kg/1.6cwt	82kg/1.6cwt	90kg/1.8cwt
Personal Effects Payload	96kg/1.8cwt	103kg/2.0cwt	137kg/2.6cwt	131kg/2.6cwt	129kg/2.5cwt	129kg/2.5cwt	129kg/2.5cwt	224kg/4.4cwt
Optional Equipment Payload	4kg/0.1cwt	4kg/0.1cwt	4kg/0.1cwt	4kg/0.1cwt	4kg/0.1cwt	4kg/0.1cwt	4kg/0.1cwt	4kg/0.1cwt
Maximum Technical Permissible Laden Mass	1129kg/22.2cwt	1211kg/23.8cwt	1337kg/26.3cwt	1385kg/27.3cwt	1337kg/26.3cwt	1340kg/26.4cwt	1337kg/26.3cwt	1487kg/29.3cwt
Awning A/A Dimension††	8.22m/26' 12"	8.90m/29' 2"	9.31m/30' 7"	9.68m/31' 9"	9.52m/31' 3"	9.52m/31' 3"	9.52m/31' 3"	9.79m/32' 1"
Tyre Size	195/70 r14 91	195/70 r14 91	195/70r14 95	175r14 99	175r14 99	175r14 99	175r14 99	175r14 99

bed sizes

Front Double†	204cm x 190cm/6'8" x 6'3"	204cm x 190cm/6'8" x 6'3"	204cm x 190cm/6'8" x 6'3"	208cm x 167cm/6'10" x 5'6"	209cm x 139cm/6'10" x 4'7"	204cm x 180cm/6'8" x 5'11"	204cm x 139cm/6'8" x 4'7"	204cm x 180cm/6'8" x 5'11"
or One Single	190cm x 67cm/6'3" x 2'2"	190cm x 67cm/6'3" x 2'2"	190cm x 67cm/6'3" x 2'2"	190cm x 71cm/6'3" x 2'4"		190cm x 67cm/6'3" x 2'2"	190cm x 67cm/6'3" x 2'2"	180cm x 71cm/5'11" x 2'4"
and One Single	190cm x 67cm/6'3" x 2'2"	190cm x 67cm/6'3" x 2'2"	190cm x 67cm/6'3" x 2'2"	167cm x 71cm/5'6" x 2'4"		180cm x 67cm/5'11" x 2'2"	190cm x 71cm/6'3" x 2'4"	180cm x 71cm/5'11" x 2'4"
Rear Double			204cm x 119cm/6'8" x 3'11"	198cm x 138cm/6'6" x 4'6"	205cm x 138cm/6'8" x 4'6"			
Rear Bunk			198cm x 56cm/6'6" x 1'10"					
Side Single (offside)						180cm x 66cm/5'11" x 2'2"	180cm x 66cm/5'11" x 2'2"	180cm x 66cm/5'11" x 2'2"
Side Bunk						178cm x 56cm/5'10" x 1'10"	178cm x 56cm/5'10" x 1'10"	178cm x 56cm/5'10" x 1'10"
Rear Lower Bunk								182cm x 62cm/6'0" x 2'1"
Rear Upper Bunk								182cm x 60cm/6'0" x 2'0"

*Estimated weight.

†Double bed size is quoted with wrap round seating.

††Note on awning sizes: Due to the varying awning designs and sizes the awning sizes given are approximate only. Specific awning sizes must be confirmed by your dealer or the awning manufacturer prior to purchase.

Your Local Dealer



Quality with Style



INVESTOR IN PEOPLE



SWIFT CARAVANS, DUNSWELL ROAD, COTTINGHAM, EAST YORKSHIRE HU16 4JX
TEL: 01482 847332 FAX: 01482 841042
e-mail: enquiry@swiftleisure.co.uk web site: www.swiftcaravans.co.uk

This brochure does not constitute an offer by Swift Group Limited (Swift). Swift reserves the right to alter specifications and prices at any time as materials and conditions demand. Distributors and dealers sell Swift products on their own account and not as agents of Swift. Accordingly, they have no authority to bind Swift or to make any representation or undertaking whatsoever on behalf of Swift.

The touring caravans described in this brochure are designated by their model year. The model year runs from 1 September to 31 August and the despatch of 2004 models will have commenced on or after 1 September 2003.

Issued September 2003