

Auto Trail



together, we're going places...



T h e 2 0 0 5 C o l l e c t i o n

Auto-Trail and Trigano Leaders in leisure...

Contents

Page no.	
2	The Group
3	Auto-Trail
4-5	SE Pack
6	Factory Tours
7	A-T Owners Club
8-9	2005 Collection
10-13	Tracker
14-17	Apache
18-25	Cheyenne
26-31	Frontier
32	Motorhome Jargon
33	Conversion Table
34	Chassis
35	Exterior Features
36-37	Internal Features
38-39	Weights and Floor Plans

Today, the famous Trigano Group holds an almost unmatched position in Europe as a quality producer of vehicles and materials for leisure and recreation. From its foundation in 1945, the Group has grown progressively for almost 60 years and now embraces operations throughout Europe, including the UK, Germany, Belgium, Spain, France, Italy, Netherlands and Poland, with a further factory in Tunisia. In addition to producing nearly 15,000 motorhomes every year, Trigano's interests include the manufacture of touring caravans, leisure homes, folding caravans and trailers, awnings and tents, garden and recreational equipment. Household names like Trio Sport, Ci, Autostar, Arca, Challenger, Chausson, Roller Team, Caravelair, Eurovent, Sterckeman and Raclet are just a few of the brand names found within the Trigano Group, all of which provides work for more than 3,300 people and help in producing an annual group turnover of around 700 million Euros, approx £460 million.

Each Trigano company is managed locally and is a capable and successful producer in their own right, yet all divisions derive huge benefits from membership of the Group, benefits that reflect tremendous 'value for

money' within the range of products it supplies.

Some of the world's most talented team of designers and engineers are to be found in the various design departments of the Trigano Group, all of which are encouraged to express individual flair and expertise - not to stifle or standardise. Within this stimulating environment, designers find the freedom to innovate and design for their own markets, yet are still free to exchange new ideas and techniques across the Group engineers, with one common goal; to develop and manufacture a complete range of leisure vehicles which meets all customer needs, but most importantly, vehicles which represent the very best price/quality ratios.

This combination of innovative design and awareness is matched by some of the most up-to-date manufacturing techniques and one of the most highly trained and dedicated workforces in the industry.

As a result, the worldwide reputation of the Trigano Group and its products continue to be very much respected and admired.



The new purpose built production plant which was opened by HRH The Duke of Kent.KG



Nowhere is there a more clearly marked example of success than at Auto-Trail, a motorhome name established in the UK for over 23 years. In the late 1990s, Auto-Trail VR Limited joined forces with the Europe-wide Trigano Group to become a key part of this great organisation; the joint objective was to specialise in the production of some of Europe's finest luxury motorhomes. Auto-Trail is clearly the first name which comes to mind, when you blend innovation and luxurious motorhome specifications. There has been no secret formula to Auto-Trail's successful growth; dedication, passion and the willingness to develop and test fresh ideas and concepts, together with adopting the highest standards, have proved the major factors in ensuring that the popular Tracker, Apache, Cheyenne and Frontier models stay constantly in the forefront of public demand. Hand in hand with this, has been a rare and unique approach of constantly studying the needs, requirements and preferences of

customers. The common aim is that each Auto-Trail motorhome provides comfort, convenience, and freedom. They must be roomy, stylish, practical, easy to drive and of course luxurious - simply a range of motorhomes that owners love to use. By achieving such a high level of public acceptance, Auto-Trail motorhomes have become very popular and are the first choice of many. Auto-Trail sales have more than doubled in recent years, and the ranges are constantly in the forefront of public demand. In addition, and equally importantly, they have gained the unstinting praise of Europe's motorhome Press. No other manufacturer can equal Auto-Trail's Press recognition in winning the highly respected 'Award for Construction & Quality' presented by Motor Caravan Magazine, for two successive years in 2003 and 2004. The latest chapter in the exciting world of Auto-Trail motorhomes sees the introduction of the additional new 2005 models, each with

class - leading distinctive styles and breathtaking specifications, all of which are poised to set completely new standards and benchmarks in modern motorhome design.

National Award Winners 2005



Winner Best Coachbuilt Motorhome - Tracker EKS




Winner 2005 Motorhome of the Year - Caravan Industry Award - Cheyenne 840



Winner 2005 Caravan Industry Award for advancement in Motorhome Security

The all new Autotrail S



New for 2005

- Fitted 'flip down' flat screen colour TV monitor
- DVD/MP3 Player
- Multi Channel TV/radio receiver
- Reversing camera (infra-red)
- 'A Class' type front pleated windscreen blind

not forgetting...

- Recessed awning, (size varies with vehicle length)
- Colour coded lower front bumper
- Exterior hot and cold shower
- Additional driving lights
- Electrically operated entrance step
- Omnivent 12volt extractor/input fan
- Dual-fuel cooker with 3 gas burners and one 700 watt electric hotplate
- External gas BBQ connection point
- Distinctive 'SE' decals
- Special Auto-Trail umbrella



SE Pack



has been further enhanced



The full 'SE' Pack is only

£799

inc. VAT

(£949 for all twin axle models)

Factory tours

Have you ever wondered just what makes Auto-Trail Motorhomes so special?

Now is your chance to visit the new Auto-Trail motorhome production plant. The two hour tour will enable you to see for yourself exactly how today's modern motorhome is produced. The production facility is situated just off the A180, at Europarc, a prestigious new business park on the outskirts of Grimsby, North East Lincolnshire. (DN37 9TU for route planning or satellite navigation users) The tour will consist of seeing all aspects of our motorhome production methods. Starting with all the preparation work involving the Fiat or Mercedes-Benz chassis cab, you will then visit the department involved in manufacturing the floors and side walls, and tour the

cabinet shop where all the furniture is produced. Then you will see the area where the actual body conversions are pre-assembled in a most unique manner. The bodies are lifted by crane and carefully lowered onto an earlier pre-prepared chassis cab. Once this process is complete, you will follow the route of the free flow production line and see the vehicles having roofs and back panels added and at this stage they become instantly more recognisable. Finally, as you approach the end of the production line you will see all vehicles being involved in a series of inspections, which are carried out prior to the vehicle being shipped to a final area, where further pre-despatch checks are made. It is only then when we are satisfied that all vehicles have completed the final checks, that they can be released and

transported to our network of appointed dealers.

Tours take place monthly and numbers are limited, bookings are allocated on a first come first served basis.

2. Sorry, but only visitors who have pre-booked will be eligible to tour the factory.

Please also remember that these are manufacturing premises and therefore we have no additional display area where a selection of completed vehicles can be viewed.

3. In an attempt to be fair to all concerned, one person will be allocated a maximum of 2 places per booking. Should you wish to attend one of these tours, simply telephone Auto-Trail, 01472 571000, and our operators will advise you if your preferred date is available. The phone lines for bookings will be open from January 5th 2005.

1.



1.



2.

The Auto-Trail Owners Club




You will be asked your name and address and a contact phone number and issued with a confirmation number. Your phone number will only be used should we have to contact you due to unforeseen circumstances which have caused the tour to be cancelled.

If you like the idea of meeting other Auto-Trail Motorhome owners and sharing with them in a variety of activities and adventures, then the Auto-Trail Owners Club may be just the thing for you. Regular events are organised in a broad range of locations around the UK and Europe, adding another dimension to the pleasure you get from your Auto-Trail Motorhome.

For more information and details of how owners of new Auto-Trail Motorhomes can enjoy a period of free ATOC membership, please contact:-

Mike Johnson,
273 Barrowby Road,
Grantham,
Lincolnshire
NG31 8NR
(enclosing a SAE)

mibar.johnson@ntlworld.com



The 2005 collect

T R A C K E R • A P A C H E • C H E

Tracker

Our camper-sized range of Fiat Jtd motorhomes now comes with a choice of three layouts, EK, CK and EKS. The EK and EKS models can now be specified with overcab sleeping-storage in lieu of fitted cupboards



Apache

These Auto-Trail models at budget-beating prices include the ever popular 600, now fitted with the latest Fiat 2.3 litre Jtd engine. The 640 is now available in hi-line or lo-line variants, the all-new exciting 670G lo-line with Maxi chassis provides a large integral

storage area and a fixed bed, plus 700, a full 6 berth family home manufactured incorporating the Fiat 18 XLWB Maxi chassis and powered by the 2.8 litre 128 bhp common rail diesel engine.



ion

Y E N N E • F R O N T I E R

Cheyenne

Distinctive, classy and superb value, the market-leading Cheyenne models, included in the eight model line up is a completely new 840 luxury twin bed design. Every model is available in Hi-line, (with overcab sleeping

area), or Lo-line, (lower profile with overcab storage), formats and with a choice of Mercedes rear wheel drive or Fiat front wheel drive chassis. (840 exclusively available on Fiat).



Frontier

Six layouts bear the celebrated names of Scout, Mohican, Dakota, Arapaho, Chieftain and Chieftain G. All are available in Hi-line or Lo-line body style. A range of Mercedes or Fiat chassis are offered for Scout, Mohican and Dakota, with a further choice of an Alko version which features a lowered chassis with

independent torsion bar suspension on Fiat based models. The rear wheel drive Mercedes models come with either 129 or 156 horsepower engines, and a six-speed 'Sprintshift' automatic gearbox is also available as an optional cost extra.



Tracker

Compact and easy to drive, real luxury motorhomes



Chic and purposeful...

Tracker's good looks add style to any driveway.

Sturdy yet delightful to drive...

Tracker shares its rugged construction with larger stablemates yet is neat enough for first-timers to park with confidence. Tracker takes up no more room on the road than a large camper.

Compact yet surprisingly spacious...

Tracker is the small motorhome that is big on attitude. Step inside and you will discover the space and appointments of a real touring home. There are no compromises about comfort and equipment either; concealed lighting, warm-air heating and luxury kitchens appear in each Tracker model – as does quality upholstery that will keep you comfortable whether on an afternoon jaunt or a three-week continental tour.

**Tracker –
your perfect
travelling companion...**



New Exterior Door (All Ranges)



EKS Lounge





EK Lounge



CK Lounge



"Trafalgar" soft furnishings

**The 2005 Tracker range
Tracker EK...**

gives touring chefs their heads with a light and a spacious, L-shaped kitchen and has all the cupboard space you could desire. Up front, the swivelling passenger seat joins forces with two inward-facing settees to form a sociable lounge, and the well appointed washroom has folding screens to allow showering without wrestling inside a clingy curtain.

Tracker CK...

panders to those who like their bed-making done in a trice. The cosy rear lounge seats four

in comfort and converts in seconds to a generous double bedroom. There is still easy access to the door, the washroom and the fully equipped kitchen for that essential cup of tea. Lockers all round the lounge provide plenty of storage.

Tracker EKS...

for those who like space to stretch out, two long settees provide a flexible choice between single beds or a king-sized double – and this Tracker includes a separate shower cubicle in its modern washroom for real self-contained living. Like all Trackers, the kitchen comes complete with a full cooker and a 90 litre

fridge, and luxury features include dimmer controlled mains lighting and an overhead Heki skylight.

In a major comparison test Motor Caravan Magazine said of Tracker:

"The latest Tracker achieves a balance that is rare within a small motorhome: a living space in which it is pleasant to relax, stress-free sleeping accommodation and an on-board kitchen that's a cook's delight – all within a handsome vehicle of wieldy proportions. Add to this well-planned storage, top-notch build quality and attractive, solid furnishings, and you have, as our discerning panellists recognised, a versatile, practical little motorhome with a winning formula."

EKS Washroom



For 2005 our top-selling compacts get even better

All Tracker models are now available with a choice of Fiat chassis and engine – either Ducato 11, 2.0 litre, 85 bhp, or the deluxe Ducato 15 with 2.3 litre, 110 bhp engine and full cab appointments. The Fiat 15 version includes electric cab windows and driving mirrors plus cab key central locking with the new Hi-security entrance door to the living quarters.

All models are now available with a choice of overcab storage or the EKS and EK are now available with an overcab sleeping arrangement for one, at no extra cost

New Hi-security entrance door with double locks and an opening window has finger-light catches at convenient height inside and out, flyscreen, nightblind and integral waste bin.

All cabs are now fitted with a stylish 'A-class' type pleated windscreen blind.

New soft furnishings include 'Trafalgar' luxury upholstery with new-style pelmets and curtains and new fully-fitted carpet.

2005 SE Pack.

This factory fitted option includes a flip-down flat-screen colour TV monitor, DVD player, MP3 player, infra-red reversing camera and multi-channel radio/TV receiver, as well as recessed awning, external shower, barbecue socket, Omnivent and more...

for only £799

See page 4-5 for details



Apache

the range that leaves would-be-rivals standing



Bright, fun and brimming with features...

the new Apache ranges have moved up the league and have now arrived in the Premiership. New furniture style and glowing new soft furnishing décor straight from the style salon, shuns the bleakness of continental models, to give Apache owners something special to come home to – comfort standards and specifications which are totally unmatched in this market sector.

Constructed without compromise...

in common with all other Auto-Trail models, Apache bodywork uses hand-picked materials

and industry-leading standards of insulation. Every model boasts 40mm thick walls, roofs and 45mm thick bonded floor panels, all helping to keep your new Auto-Trail motorhome cooler in summer and warmer in winter.

All models come with a comprehensive three year guarantee.

Fresh, innovative layouts for 21st century owners...

tailored either for couples or with family groups in mind, Apache layouts give you the features you want without the compromise of general purpose designs. Whether you value a private end washroom, the storage

capability of a 'G' model or the twin seating areas of a spacious family motorhome, the Apache models has the answer.

Nimble-to-drive Apaches...

all have the commanding driver's view of the latest Fiat Ducato with powerful 2.3 and 2.8 litre common rail diesel engines. The 'Full Monty' cab specifications include fully upholstered seats with map pockets, electric windows and mirrors, plus central locking facilities not only to the cab doors but also to the new hi-security entrance door.



640 Kitchen



600 Lounge



700 Kitchen Diner

700 Rear Lounge



640 Lo-line Lounge

The Apache range

Apache 600 is revised to give space-loving couples two full-length settees which at night convert quickly and easily into a choice of a king size double bed or two single beds. There's also another double bed area above the cab. The kitchen at the rear comes fully equipped and the latest washroom features folding screens to make showering easy.

Apache 640. This acclaimed user-friendly design provides separate areas for relaxing and cooking plus a complete en-suite across the rear, and for 2005 is now available in two versions. The 640 hi-line provides a sleeping zone above the cab, whilst the 640 lo-line stays

low, out of the wind, due to its lower style chassis. Each version has a separate shower, a superbly laid out kitchen, high level refrigerator and a dedicated TV locker with aerial. All in all, the 640 is truly self-contained touring – at a brilliant, down-to-earth price.

Apache 670G lo-line with its Maxi chassis is tailor-made for people who travel fully equipped. Storage is superb; under the permanent bed at the rear is a large integral storage compartment ideal for cycles or a scooter, golf clubs, fishing rods or outdoor odds and ends, all of which may complement and add to your motorhome lifestyle. Throughout all the Apache range are generous sized storage lockers and within the fully

equipped kitchen of the 670G is a slide-out larder unit which also provides an additional working surface. A gem of a washroom includes a separate shower compartment. Up front is the spacious lounge, yet this new stylish 670G model measures, just 6.8 metres from bumper to bumper.

Apache 700 is one of Britain's most popular models. This 'family classic' features a dining area up front and at the rear a comfortable lounge with wrap-round seating. The well-lit centre washroom includes a separate shower compartment. With the double beds at both the front and rear, plus the roomy overcab bed, the 700 with its Maxi chassis (3850kg) sleeps up to six, so the kids can invite friends. The Apache 700 offers the very best in deluxe family touring at a very modest price.

For 2005 Apache range features include:

New lo-line Apache 670G with rear double bed over the large integral storage area. Standard Fiat Maxi chassis gives a fantastic 800 kilos payload.

Rear washroom Apache 640 now comes in two versions, available as hi-line with overcab sleeping area or lo-line on reduced-height chassis with overcab storage

Revised Apache 600 layout which now features two long settees to give either a large double bed or a twin bed option, overcab is a large double bed.

New hi-security entrance door with double locks and an opening window has finger-light catches at convenient height inside and out, flyscreen, nightblind and integral waste bin.

New 'Regent' soft furnishings with complementary curtains and carpets.

New interior design includes 'aircraft' style concealed lighting above lockers.

New revised hi-level upper locker design which incorporates graphite grey furniture mouldings.

All cabs are now fitted with an 'A-class' type pleated windscreen blind.

New - Status TV aerial is now a standard feature on all Apache models.

2005 SE Pack

This factory fitted option includes a flip-down flat-screen colour TV monitor, DVD player, MP3 player, infra-red reversing camera and multi-channel radio/TV receiver, as well as recessed awning, external shower, barbecue socket, Omnivent and more...

for only £799

See page 4-5 for details



A 600 Kitchen



670G Kitchen



A 670G G Lounge

the award-winning luxury range just gets better

Cheyenne



Challenging established ideas of value...

the luxurious Cheyenne range attains refinements which are unique in the mid-section of the market. Superior specifications and award-winning standards of construction create motorhomes with unbeatable comfort and durability

Distinctive lines turn heads wherever they appear...

the sleek aerodynamic front profiles form part of the weather-cheating, single section glassfibre roof, and the stylish rear wing adds grace, while carrying the safety conscious high level brake light. Beautifully sealed bodywork is completed by the new hi-security door with integral central locking.

Cheyenne lifestyle is a pleasure, not a chore...

from the designer lighting to the ergonomic well-equipped kitchens. Washrooms with well-planned make-up facilities, walk-in showers and controllable central heating add the finishing touches to your deluxe living quarters - your personal sanctuary whatever the weather. With the latest SE pack upgrade, the fully equipped Cheyennes provide music, film or television whenever you choose to relax.

Freedom and exhilaration on the move...

are guaranteed by a choice of chassis and motive power. All Cheyenne four wheeled models are available with either Fiat 2.8Jtd

128 bhp front wheel drive or Mercedes-Benz Eurosprinter 313 & 316 rear wheel drive chassis that produces 129 or 156 bhp on tap. A sequential change automatic gearbox is a further option on Mercedes-Benz versions. The new 840 tag axle model is exclusively available on the Fiat 2.8 Jtd chassis cab with the Alko chassis conversion

Sparkling and practical layouts for how you live today...

eight innovative designs ensure that there is a Cheyenne to match your needs and preferences. Spacious lounge areas, fully equipped en-suite washrooms and even a big, secure garage are all available along with four models with effort-saving permanent beds.



696G washroom



696 lo line Lounge



696G Kitchen and Bedroom



632 Kitchen and Bedroom



632 Lounge

The Cheyenne range

Cheyenne 630LB the classic award winning 'end kitchen' design that gives owners space for entertaining and long settees that provide a choice of two singles or a king size double bed.

Cheyenne 632 is the rear fixed bed model that keeps ferry costs down. Measuring just 6.5 metres in length, the 632 still provides a full-sized double bed with a separate shower to complete the washroom.

Cheyenne 634L the expanse of the rear L-shaped lounge allows legs to stretch at ease. Extra locker storage is fitted for 2005, along with a new washroom design that includes a walk-in shower compartment.

Cheyenne 634U sister to the 634L but with a wraparound rear lounge that is great for entertaining - and long enough for use as single beds or a king size double. A practical split kitchen enhances the open feel and lasting appeal of this popular design.

Cheyenne 635 - brilliant for couples who travel self-contained. The 635 provides distinct areas for lounging, cooking and showering, with a full en-suite showering and dressing area across the rear. High spec storage also includes an outside 'ski' locker for larger items.

Cheyenne 660 our no-compromise fixed bed model leads the pack. Generous forward seating creates a luxurious forward lounge and there is a fully - equipped designer kitchen with a high level refrigerator and lots of storage, in addition to a master bedroom to revel in.

Cheyenne 696G a brilliant family vehicle, the 696G comes with a permanent rear bed over a large integral storage area which will keep all your personal leisure equipment stored away out of site and safe and sound. The forward lounge is ideal for entertaining yet quickly converts to a double bed when needed. In the centre area of the motorhome is the fully fitted washroom,

Features of the 2005 Cheyenne range include:

New Cheyenne 840 twin-axle model has a forward lounge area but also features twin single beds at the rear of the vehicle plus a full-width en-suite washroom.

Bright new washroom in Cheyenne 634L which now includes a dedicated shower.

All Cheyenne models are available in either hi-line form with sleeping area above the cab, or lo-line form with overcab storage at no additional cost.

All cabs are now fitted with a stylish 'A-class' type pleated windscreen blind.

New hi-security central locking entrance door with double locks and an opening window with finger-light door catches at convenient heights inside and out, flyscreen, nightblind and integral waste bin.

New interior décor features luxury 'Mayfair' upholstery, fully-fitted carpet and new style pelmets and curtains.

2005 SE Pack

This factory fitted option includes a flip-down flat-screen colour TV monitor, DVD player, MP3 player, infra-red reversing camera and multi-channel radio/TV receiver, as well as recessed awning, external shower, barbecue socket, Omnivent and more

from only £799

See page 4-5 for details



660 Bathroom



660 Bedroom



840 Lounge



840 Twin Beds and En-Suite



840 Kitchen

again with the all important separate shower cubicle.

NEW Cheyenne 840

an exciting introduction with Fiat power and a special Alko twin-axled rear chassis. The lo-line version provides sleeping for four, whilst the hi-line variant provides a further double bed above the cab area. Around the centre of

the motorhome is the kitchen area with a high level refrigerator whilst towards the rear of the 840, twin deluxe single beds complement another star feature, the fully fitted en-suite washroom. This imposing long-distance touring apartment is truly a home from home.



840 Washroom



630LB Lounge



630LB Kitchen



635 Washroom

The motorhome press summarised the
Cheyenne 660 like this:

"Equipment standards are brilliant,
storage is exceptional and well conceived,
but most of all, the 660 layout offers
comfort and convenience in all areas –
not just the bedroom . . . this is the new
class leader." (MCM October 2003)



635 Kitchen and En-Suite



660 lo-line lounge



634L Lounge



634U Lounge

Frontier

grand-touring luxury with engineering excellence



The hallmarks of a thoroughbred... distinctive style and a level of appointment that is the envy of many set these motorhomes apart from the crowd. Dakota, Scout, Mohican, Arapaho and Chieftain are respected as exceptional motorhomes names, where ultimate comfort and convenience go hand in hand.

Elegance without compromise... is your right with a Frontier model from Auto-Trail. Confidence in a superior specification becomes a way of life, whether in the gauge and quality of materials or the selection of individual items of top grade equipment. And in Frontier's sumptuous interiors, designers have created a décor that is admired throughout the world of motorhomes. Again all Frontier models are available as hi-line or lo-line versions.

From drawing board to driveway... each Frontier model is conceived down to the smallest detail to ensure your touring pleasure.

Kitchens are equipped to make light work of holiday mealtimes, lighting is versatile and subtle and mirrors are strategically placed. Inventive storage solutions are many: the rear-mounted spare wheel, the generous access to underbed space, the ski locker on the latest Mohican, the pannier-style storage on the new Arapaho and the ultimate Chieftain G, with its large integral storage area, a perfect safe and secure area for cycles, scooters and the all important BBQ.

Presence and power on the road... Frontier models offer a unique choice of chassis and power units. Scout, Dakota and Mohican are available with the Fiat 18 Maxi XLWB chassis or as a longer wheel base version using the latest Alko chassis conversion which features independent suspension and alloy wheels. The world famous rear wheel drive Mercedes-Benz Eurosprinter, again with alloy wheels, is a further choice. Eurosprinter

is powered by the latest 129 or 156 bhp common rail diesel engines. Another feature of the popular Mercedes-Benz versions is the 'Sprintshift' 6 speed sequential change automatic gearbox which can also be specified as an optional cost extra. The majestic six-wheeled Arapaho and both Chieftain models all use the superb Fiat 18/Alko chassis which provides the most generous of payloads from its Gross Vehicle Weight of 4500 kilos.

A rare breed that delivers everything it promises..... with Frontier, pride in ownership extends beyond the everyday. Your judgement in choosing one of these sought-after motorhomes is confirmed by their strongly maintained resale prices – a source of enduring satisfaction. Frontier by Auto-Trail – enviable style and pure practicality



Scout Rear Lounge



Scout hi-line Front Dinette and Kitchen



Chieftain hi-line Lounge



Dakota lo-line Lounge

The Frontier range

Dakota luxury cruiser with a beautifully appointed master bedroom to the rear and up front is a friendly, sociable lounge behind the cab formed by inward-facing seats. The permanent double bed is ever-ready alongside a fully fitted washroom with a separate shower cubicle.

Mohican this award winning end washroom design, by which others are judged, the Mohican's layout of spacious rear dressing room, the large fully equipped central kitchen with a high level refrigerator and roomy forward lounge makes it an enduring favourite.

Scout with its forward dining room next to the kitchen and with the wrap-round rear lounge, the every popular Scout is a true



Dakota lo line Kitchen and Bedroom

classic and can sleep up to six. Its appeal is equal for family groups or couples who like to spread themselves.

Arapaho six-wheeled elegance and appointments of the highest quality make this bigger version of the Scout layout a family grand tourer. There is greater space all round, and for 2005, deep storage access at the rear means that you never have to leave things behind.

Chieftain largest of our permanent bed models, the Chieftain includes a private master bedroom across the rear while retaining a lounge large enough for entertaining. You will never run out of space or storage in this majestic motorhome.

Chieftain G sharing its principal features with the standard Chieftain, the 'G' version features the benefit of a capacious integral



Frontier Washroom



Chieftain hi-line Lounge



Arapaho

storage area. Situated under the main permanent rear double bed, this space is perfect for the storage of all the leisure items which complement your lifestyle – whether it be cycles or a scooter, fishing rods, golf clubs, windbreaks, sun loungers or surfboards – all of which are kept clean, dry, safe, secure and away from prying eyes.



Chieftain G



Typical In-line Lounge



Chieftain Kitchen and Rear Bed

For 2005, Frontier features include:

New hi-security entrance door with central locking facilities, double locks and an opening window with finger-light door catches at convenient heights inside and out, flyscreen, night-blind and integral waste bin.

New style 'Grosvenor' luxury upholstery, matched with a fully fitted patterned carpet and redesigned pelmets and curtains.

All Frontier models can be specified as either hi-line with a sleeping area above the cab, or lo-line with overcab storage, at no extra cost.

All models are fitted with the deluxe Status 530/5 multi-directional television aerial.

NEW - increased storage space with 'pannier' access in the Arapaho.

All cabs are now fitted with an 'A-class' type pleated windscreen blind.

2005 SE Pack

This factory fitted option includes a flip-down flat-screen colour TV monitor, DVD player, MP3 player, infra-red reversing camera and multi-channel radio/TV receiver, as well as recessed awning, external shower, barbecue socket, Omnivent and more...

from only £799

See page 4-5 for details



Auto Trail

Mohican En-Suite

Motorhome jargon.....

When choosing a your new Auto-Trail motorhome, it should be a very exciting and pleasurable experience. It is also important that you are familiar with a selection of technical descriptions or facilities which are featured within motorhomes. Listed below is a glossary of terms, which may prove of assistance when selecting your new Auto-Trail Luxury Motorhome.



ABS Braking

ABS braking is a standard feature on all Auto-Trail tag axle models and is available as an optional cost extra on Mercedes-Benz vehicles.

A. Class

The name of a type of motorhome where both the cab and habitation area are integrated. Auto-Trail does not currently produce an 'A' Class motorhome.

Al-ko

All Auto-Trail motorhomes which incorporate the Alko conversion are designed to provide more utilisation of under floor storage areas. This galvanised chassis has been developed especially for Motorhomes and provides a lower than normal centre of gravity, maximum width track and with a longer than normal wheel base.

Alarm (security)

Alarms are supplied and fitted by our dealership or regional specialists.

Alarm (fire)

Smoke alarms are supplied and fitted as standard.

'Aircraft' Type Lighting

This type of 12v lighting is virtually hidden above a selection of the top cupboards and illuminates the ceiling to give an effect similar to that within a modern aircraft.

Awning (recessed)

All our factory fitted awnings are recessed into the nearside wall of the motorhome. Some customers complement the awning by purchasing a safari room from their supplying dealer. A safari room provides front and sidewalls, which are attached to the awning, to give a fully enclosed 'conservatory'. Note: due to design limitations, occasionally safari rooms may inhibit the opening of certain exterior lockers and windows.

Awning Light

A 12v exterior light operated from a switch inside the motorhome.

Axle Loading

The maximum weight permitted on the front or rear axles.

Base Vehicle

The base vehicle is the light commercial vehicle which is purchased by Auto-Trail; it is the 'foundations' of your new motorhome.

Bike (Cycle) Racks

Cycle racks can be fitted to all our vehicles.

Cassette Toilet

A modern toilet designed for leisure vehicles which incorporates an electric flushing system and removable cassette.

Camping Car Suspension

Is a specific addition to the normal vehicles suspension.

Coachbuilt

A coachbuilt vehicle is where the original manufacturer's base vehicle, Fiat and/or Mercedes cab is used and a habitation area is added.

Converter

The converter is the motorhome manufacturer.

Corner Steadies

Wind-down legs which are fitted to the rear of the larger motorhomes providing additional stability when on site.

Double Floor

The design allows many of the services like water tanks, plumbing, electrical wiring harnesses etc, to be fitted between the floor areas. Including uprated tyres/springs.

Dual Fuel Appliances

This is where more than one power/energy source is provided for an appliance. e.g 230v and gas.

Essential Habitation

Items and fluids required for the safe operation of the habitation equipment inside the vehicle.

Fresh Water Tank

Tank for the storage of fresh water. Remember water weights approx 1 kg per litre or 4.5 kg per gallon.

Front Wheel Drive

A front wheel drive vehicle has the power from the engine transmitted direct to the front wheels.

'G' Models

These models incorporate a large integral storage area suitable for large leisure items.

Gas Cylinders

A portable, pressurised container for the storage of LPG (Liquid Petroleum Gas)

Gas Cylinder Locker

The area where your gas cylinders are stored.

GRP

Glass Reinforced Plastic. This material is used to create the streamline shapes on our latest vehicles.

Habitation Area

Simply the living area of the motorhome.

Hi-line

A hi-line is a vehicle where the internal overcab area is designed to incorporate a double bed.

Hook Up Cable

A mains electric cable which allows you to connect your motorhome to a designated mains electric supply.

Immobiliser

A security device which is built into our base vehicles. It is not to be confused with an alarm.

Leisure Battery

A 12v battery, which provides power to the 12v, lights, pumps etc within the motorhome.

Lo-line

A lo-line version of our motorhomes has cupboards fitted in the area above the cab.

Luton Area

The sleeping area above a cab found in all hi-line versions.

Maxi Chassis

A Maxi chassis is a heavy duty chassis. It will have a higher than normal Gross Vehicle Weight and be fitted with higher rated tyres and/or springs.

Maximum Authorised Weight (M.A.W)

This may also be referred to as the Gross Vehicle Weight. M.A.W is the total maximum permitted weight of your motorhome.

Maximum Payload

The weight difference between the MAW and the Mass in Running Order. If you choose to add optional equipment to the standard vehicle, the weight of this optional equipment needs to be taken off the published Maximum Payload.

Mass in Running Order (MRO)

The weight of the vehicle in 'running order'. This figure includes engine coolant, oils, spare wheel, tool kit, 90% fuel, and a 75 kg allowance for a driver.

Motorcycle/Scooter

It is important to ensure that when fitting these items you do not overload the rear axle weight limits.

Optional Equipment

All optional extra equipment is to be fitted in accordance with the manufacturer's recommendations and approval. It is important not to invalidate any warranty.

Polyplastic

This is the brand of window which is fitted to the Tracker, Apache Et Cheyenne ranges.

RCD unit

Residual Current Device. This safety device protects you against any potential 230v electric shock.

Rear Overhang

The rear overhang is the distance from the centre of the rear wheel (or in the case of tag axle models the centre of the two rear wheels) to the rear of the vehicle. This distance must not exceed 60% of the base vehicle wheel-base.

Rear Wheel Drive

This is where the power from the engine is driving the rear wheels of the base vehicle.

Regulator

Regulators are fitted to all gas bottle storage areas. The regulator controls the pressure of the gas from the cylinders to the gas appliances.

Reversing Cameras

Allows an image from the rear of the vehicle to be displayed on the flip down monitor within the cab.

Safari Room

See Awning

Seitz

This is the brand of windows fitted to the Frontier models.

Seat-belts

When seat-belts are described within our literature we refer to fully approved 3-point forward facing seat-belts. We are unable to provide lap-belts.

Sprintshift

A 6-speed sequential change gearbox - exclusive to Mercedes Benz vehicles - where the gears can either be changed manually from the dashboard mounted gearshift (no clutch pedal) or the gearshift can be left in the automatic mode.

Tag Axle

This is a vehicle with twin rear axles; it allows more weight to be carried safely.

Towbars

Most motorhomes are designed to be tow-bar friendly.

Track

The distance between the wheels on the same axle line.

Truma

Truma are the leading manufacturers of gas heating systems and gas hot water boilers.

TV/DVD Monitors

Safety message: IT IS NOT ONLY ILLEGAL, BUT ALSO HIGHLY DANGEROUS FOR THE TV/DVD MONITOR TO BE POSITIONED WHERE IT CAN BE VIEWED BY THE DRIVER WHEN THE VEHICLE IS IN MOTION. PLEASE ENSURE YOU OPERATE WITHIN THE LAW AND IMPORTANTLY DO NOT RISK OR HARM THE SAFETY OF YOURSELF, YOUR PASSENGERS AND/OR OTHER ROAD USERS.

Unladen Mass

See Mass in Running Order (MRO)

Ventilation Boards

These are fitted behind the backrests in the lounges of some Cheyenne and Frontier models. They allow more air to circulate within the under seat storage areas. They also act as a 'bed-head' or wall protector, when the lounge is converted to a bed.

VIN Number

The Vehicle Identification Number (VIN) is a unique worldwide identification/code number, which is allocated to the base vehicle.

Wheelbase

The distance between the centre of the front wheels and the centre of the rear wheel.

Waste Water

The waste water which comes from the kitchen sink, bathroom basin and shower area.

The above information contains a general introduction to the world of Auto-Trail motorhomes: It is not a substitute for the information contained in the operating manuals or the valuable knowledge your Auto-Trail dealer can provide.

Should you need further clarification on the benefits of owning and using a new Auto-Trail motorhome, please consult your approved Auto-Trail stockist, who will be very pleased to assist you further.

Driving a modern motorhome is not a difficult experience and before you leave the dealers premises and use your vehicle for the first time, your dealer will freely demonstrate the operation and features within your vehicle. Once you are fully conversant with all aspects of driving and operating the vehicle, you can then start your new journey of adventure.

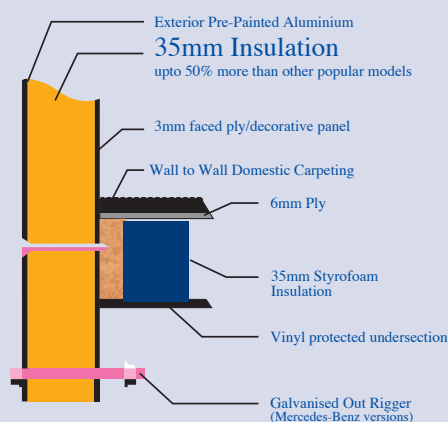
...explained

Vehicle Widths (mirrors folded)		
Tracker	2.20m	(7'2")
Apache	2.26m	(7'5")
Cheyenne/Frontier	2.31m	(7'7")

Vehicle Heights (excluding aerial)		
Tracker	2.95m	(9'8")
Apache (Lo Line)	2.84m	(9'3")
Apache (Hi Line)	2.95m	(9'8")
Cheyenne/Frontier lo-line	2.95m	(9'8")
Cheyenne/Frontier hi-line	3.05m	(10'0")

Compare Auto-Trail's level of insulation with its competition

This high level of insulation not only helps keep the vehicle warm in winter, but also cool in summer. Plus, this method of construction ensures that any background noise is kept to a minimum.



<i>"SE" Pack Weight Implications</i>			
2.6 Awning - reduce max payload by	32kg	4.0 Awning - reduce max payload by	43kg
3.0 Awning - reduce max payload by	35kg	4.5 Awning - reduce max payload by	47kg
3.5 Awning - reduce max payload by	39kg		

<i>Overcab Bed Sizes</i>					
Tracker	W0.55m	L1.50m	H0.50m	(W 1'9"	L 4'11" H 1'7")
Apache	W1.20m	L2.08m	H0.58m	(W 3'11"	L 6'11" H 1'11")
Cheyenne/Frontier	W1.23m	L1.95m	H0.58m	(W 4'0"	L 6'4" H 1'11")

<i>A Guide to Conversion</i>					
Starting measurement	Multiply by:	To find:	Starting measurement	Multiply by:	To find:
inches	25.4	millimetres	pounds	0.45	kilograms
feet	30.4	centimetres	kilograms	2.2	pounds
yards	0.91	metres	metric tonnes	0.984	tonnes
miles	1.61	kilometres	pints, Imp.	.568	litres
centimetres	0.394	inches	litres	1.76	pints, Imp.
metres	1.094	yards	litres	0.22	gallons, Imp
kilometres	0.621	miles			

METRIC			IMPERIAL	
1 millimetre [mm]	=		0.03937 in	
1 centimetre [cm]	=		0.3937 in	
1 metre [m]	=		1.0936 yd	
1 kilometre [km]	=		0.6214 mile	

Chassis Data



	FIAT DUCATO	FIAT DUCATO	FIAT DUCATO	FIAT DUCATO	FIAT DUCATO	FIAT DUCATO WITH AL-KO CHASSIS single rear axle or twin rear axle	MERCEDES-BENZ EUROSprinter available as 313 or 316 version
	TRACKER EK TRACKER CK TRACKER EKS	TRACKER EK TRACKER CK TRACKER EKS APACHE 600	APACHE 640 CHEYENNE 630LB CHEYENNE 632 CHEYENNE 634L CHEYENNE 632U CHEYENNE 635	APACHE 670G	APACHE 700 CHEYENNE 660 CHEYENNE 696G DAKOTA MOHICAN SCOUT	DAKOTA (SINGLE) MOHICAN (SINGLE) SCOUT (SINGLE) CHEYENNE 840(TWIN) ARAPAHO (TWIN) CHIEFTAIN (TWIN)	CHEYENNE 630 LB (MWB) CHEYENNE 632 (MWB) CHEYENNE 634 L (MWB) CHEYENNE 634 U (MWB) CHEYENNE 635 (MWB) CHEYENNE 696G (LWB) MOHICAN (LWB) SCOUT (LWB) DAKOTA (LWB)
CHASSIS MODE	11	15	15	18 MAXI	18 MAXI	18 MAXI	313 or 316
MAX.GROSS WEIGHT (KG)	3000	3400	3400	3850	3850	3850 (S) / 4500 (T)	3800
OPTIONAL COST 3850 KG MAXI CHASSIS (45g)	n/a	n/a	Special Order	Standard	Standard	as above	as above
VERSION	MWB	MWB	LWB	LWB	XLWB	Al-Ko Super Lo-line	MWB or LWB
WHEEL BASE (MM)	3200	3200	3700	4050	4050	4223(S) 4353(T)	MWB = 3350 LWB = 4025
MAX.GROSS TRAIN WEIGHT (Kgs)	5200	5200	5200	5200	5200	5200(S) 5500(T)	6300
MAX FRONT AXLE LOADING (Kgs)	1600	1750	1750	1850	1850	1850	1750
MAX. REAR AXLE LOADING (Kgs)	1650	1900	1900	2120	2120	2120(S)/ 2 x 1500(T)	2240
ENGINE SIZE	2.0ltr	2.3ltr	2.8ltr	2.8ltr	2.8ltr	2.8ltr	313 = 2.2ltr 316 = 2.7ltr
ENGINE TYPE	Jtd	Jtd	Jtd	Jtd	Jtd	Jtd	Cdi
COMMON RAIL DIRECT INJECTION DIESEL	●	●	●	●	●	●	●
INTERCOOLER	No	No	●	●	●	●	●
OUTPUT (BHP)	85	110	127	127	127	127	313 = 129 316 = 156
DRIVE	Front	Front	Front	Front	Front	Front	Rear
MAX TORQUE (Nm)	192	270	300	300	300	300	313 = 300 / 316 = 330
at RPM	1900	1800	1800	1800	1800	1800	1600-2400 / 1400-2400
NUMBER OF CYLINDERS	4 Cylinder	4 Cylinder	4 Cylinder	4 Cylinder	4 Cylinder	4 Cylinder	313 = 4 Cyl. 316 = 5 Cyl.
FUEL TANK CAPACITY (LTR)	80	80	80	80	80	80	75
GEARBOX (No.Forward /Reverse)	5. 1	5. 1	5. 1	5. 1	5. 1	5. 1	5.1
SPRINTSHIFT 6 SPEED AUTOMATIC GEARBOX, WITH ABS BRAKING AND DRIVERS AIR BAG	X	X	X	X	X	X	Opt
COMPRESSION RATIO	18:01	18:01	18:01	18:01	18:01	18:01	18:01
BRAKES - TYPE 18:01	Disc	Disc	Disc	Disc	Disc	Disc	Disc
ABS BRAKING (5kg)	n/a	n/a	n/a	n/a	n/a	n/a (S) ● (T)	Opt
TYRES	215/70R15C	215/70R15C	215/70R15C	215/75R16C	215/75R16C	215/75R16C	225/70R15
HEAT INSOLATED TINTED GLASS	X	X	X	X	X	X	●
CENTRAL LOCKING - TYPE	X	Key	Key	Key	Key	Key	Remote
ELECTRIC/MANUAL OPERATED WINDOWS	Manual	Electric	Electric	Electric	Electric	Electric	Electric
EXTENDED EXTERIOR MIRRORS	●	●	●	●	●	●	●
ADJUSTABLE EXTERIOR MIRRORS	Manual	Electric	Electric	Electric	Electric	Electric	Electric
HEATED EXTERIOR MIRRORS	X	●	●	●	●	●	●
REMOVABLE CAB CARPET	●	●	●	●	●	●	●
STEREO RADIO WITH COMPACT DISC PLAYER	●	●	●	●	●	●	●
FULLY ADJUSTABLE DRIVERS SEAT	●	●	●	●	●	●	●
FULLY ADJUSTABLE DRIVERS AND PASSENGERS 'AIR RIDE' COMFORT SEATS	X	X	X	X	X	X	●
FULLY UPHOLSTERED SEATS WITH MAP POCKETS	●	●	●	●	●	●	●
FITTED ENGINE IMMOBILISER	●	●	●	●	●	●	●
FIRE EXTINGUISHER	●	●	●	●	●	●	●
SAFETY WARNING TRIANGLE	X	X	X	X	X	X	●
STORAGE POCKETS IN BOTH DOORS	●	●	●	●	●	●	●
DIGITAL CLOCK	●	●	●	●	●	●	●
EXTERIOR TEMPERATURE INDICATOR	X	X	X	X	X	X	●
UP RATED SUSPENSION SYSTEM	X	X	X	X	X	X	●
CAMPING CAR SUSPENSION SYSTEM (Up rated springs and tyres)	●	●	●	●	●	●	●
REMOTE SPARE TYRE EXTENSION VALVE	●	● ‡	● ‡	● ‡	● ‡	● ‡	●
TYRE EXTENSION VALVES	●	● ‡	● ‡	● ‡	● ‡	●	●
WHEEL DISCS	●	● ‡	● ‡	● ‡	● ‡	●	X
ALLOY WHEELS (EXC. SPARE)	X	X	X	X	X	Frontier models only	Frontier models only

‡ Not Available on Apache Models or 'G' models
 ● Standard Equipment
 Opt Optional at extra cost
 X Not available

Exterior features



	TRACKER	APACHE				CHEYENNE		FRONTIER		WEIGHT CHANGE
	EK CK EKS	600	640	670G	700	630 LB 632 634 L & U 635	660 696 G	DAKOTA MOHICAN SCOUT	CHEYENNE 840 ARAPAH0 CHIEFTAIN CHIEFTAIN G	(Kgs)
More Chassis Choice										
Fiat Ducato 11 MWB, 2.0ltr JTD	●	n/a	n/a	n/a	n/a	n/a	n/a	n/a	n/a	
Fiat Ducato 15 MWB, 2.3 ltr JTD	Opt	●	n/a	n/a	n/a	n/a	n/a	n/a	n/a	
Fiat Ducato 15 LWB, 2.8 ltr JTD	n/a	n/a	●	n/a	n/a	●	n/a	n/a	n/a	
Fiat Ducato 18 LWB Maxi, 2.8 ltr JTD	n/a	n/a	n/a	●	n/a	n/a	n/a	n/a	n/a	
Fiat Ducato 18 XLWB Maxi, 2.8 ltr JTD	n/a	n/a	n/a	n/a	●	n/a	●	●	n/a	
Fiat Ducato 18 MAXI with AL-KO Chassis, 2.8 ltr JTD	n/a	n/a	n/a	n/a	n/a	n/a	n/a	●	●	
Mercedes-Benz 313 Cdi MWB	n/a	n/a	n/a	n/a	n/a	●	n/a	n/a	n/a	
Mercedes-Benz 313 Cdi LWB	n/a	n/a	n/a	n/a	n/a	n/a	●	●	n/a	
Mercedes-Benz 316 Cdi MWB	n/a	n/a	n/a	n/a	n/a	●	n/a	n/a	n/a	
Mercedes-Benz 316 Cdi LWB	n/a	n/a	n/a	n/a	n/a	n/a	●	●	n/a	
More Sleeping Choice										
Hi-line Available with Overcab Sleeping	●EK,EKS Only	●	●	n/a	●	●	●	●	●	
Lo-line Available with Overcab Storage Area	●	n/a	●	●	n/a	●	●	●	●	
More Insulation & Strength										
Laminated Wall Construction (full thickness-mm)	40	40	40	40	40	40	40	40	40	
Laminated Floor Construction (full thickness-mm)	45	45	45	45	45	45	45	45	45	
Part Laminated Roof Construction	40	40	40	40	40	40	40	40	40	
Full Vinyl Underfloor Protection	●	●	●	●	●	●	●	●	●	
More Exterior Style & Features										
One Piece GRP Roof	●	n/a	n/a	n/a	n/a	●	●	●	●	
One Piece GRP Rear Panel	●	●	●	●	●	●	●	●	●	
GRP Side Skirts	●	●	●	●	●	●	●	●	●	
Spare Wheel Access Flap and Rear Storage Area	●	n/a	n/a	n/a	n/a	●	●#	●	●#	
Keyless Gas Bottle Locker, with Internal Release Lever	n/a	n/a	n/a	n/a	n/a	●	●	●	●	
Specially Colour Coded Front Bumper area	SE only	SE only	SE only	SE only	SE only	SE only	SE only	SE only	SE only	
Colour Coded Extrusions	●	●	●	●	●	●	●	●	●	
Colour Coded Roof Rack and Ladder	Opt	Opt	Opt	Opt	Opt	Opt	Opt	●	not 840	20
Recessed Awning, size. (Std on 'SE' Models)	2.6 m	3 m	3.5 m	3.5 m	4 m	3.5 m	4 m	4 m	4.5 m	20/24/28/32/35
Distinctive 'Auto-Trail' exterior graphics	●	●	●	●	●	●	●	●	●	
Special 'SE' Decals	SE only	SE only	SE only	SE only	SE only	SE only	SE only	SE only	SE only	
More External Lighting & Safety										
Additional Front Driving Lights	SE only	SE only	SE only	SE only	SE only	SE only	SE only	SE only	SE only	
3rd Brake Light	n/a	●	●	●	●	●	●	n/a	n/a	
Roof Spoiler with Hi-level Brake light	●	n/a	n/a	n/a	n/a	n/a	n/a	●	●	
Side Marker Lights	●	●	●	●	●	n/a	n/a	n/a	n/a	
Front Marker Lights	●	n/a	n/a	n/a	n/a	●	●	●	●	
Rear Marker Lights	n/a	n/a	n/a	n/a	n/a	●	●	●	●	
Awning Light	●	n/a	n/a	n/a	n/a	●	●	●	●	
More 12v Power										
Leisure Battery(s) Total amps	85	85	85	85	85	85	85	170	170	
More Storage / Access										
Exterior Access/Storage Locker	●	●	●	●	●	●	●	●	●	
Rear GRP Underfloor Storage Area	●	n/a	n/a	n/a	n/a	●	●#	●	●#	
Side Underfloor Storage Lockers (not on XLWB)	n/a	n/a	n/a	n/a	n/a	n/a	n/a	●	●	
*Exterior Gas Bottle Locker (Total Propane capacity, Kgs)	1x7 1x13	1x7 1x13	1x7 1x13	1x7 1x13	1x7 1x13	2 x 13	2 x 13	2x13	2x13	
More On-Board Services										
Fresh/Waste Water Tank Capacity (Litrs) FIAT	81/49	81/49	81/49	81/49	81/49	81/60	81/60	90/45	n/a	
FIAT with Al-Ko Chassis	n/a	n/a	n/a	n/a	n/a	n/a	n/a	136 /81	136 / 81	
MERCEDES-BENZ	n/a	n/a	n/a	n/a	n/a	86/50	86/50	86/45	n/a	
More Visibility and Ventilation										
Polyplastic Double Glazed windows with Flyscreens	●	●	●	●	●	●	●	n/a	840 only	
Sietz Flush Fitted Double Galazed Windows with Flyscreens	n/a	n/a	n/a	n/a	n/a	n/a	n/a	●	Not 840	
Internal Window Blinds Plain / Pleated	Pleated	Plain	Plain	Plain	Plain	Pleated	Pleated	Pleated	Pleated	
Heki 2 Panoramic Roof Light - Push up. Plain Blind	●	●	●	●	●	●	●	n/a	840 only	
Heki 3 Panoramic Roof Light - Wind up. Pleated Blind	Opt	Opt	Opt	Opt	Opt	Opt	Opt	●	Frontier only	18
Omnivent 12v Fan Assisted Roof Light/Ventilator	SE only	SE only	SE only	SE only	SE only	SE only	SE only	SE only	SE only	3
More Auto-Trail Special Features										
Hi-security Entrance Door with Blind/Wastebin/opening window	●	●	●	●	●	●	●	●	●	
Central Locking to Entrance Door	2.3ltr only	●	●	●	●	●	●	●	●	●
Exterior Hot and Cold Shower Unit	SE only	SE only	SE only	SE only	SE only	SE only	SE only	SE only	SE only	2
Electrically Operated Entrance Step	SE only	SE only	SE only	SE only	SE only	SE only	SE only	SE only	SE only	3
External Gas BBQ Point	SE only	SE only	SE only	SE only	SE only	SE only	SE only	SE only	SE only	1
Integral Moulded Entrance Step With Removable Mat	●	●	●	●	●	●	●	●	●	
Rear Corner Steadies	Opt	Opt	Opt	Opt	Opt	●	●	●	●	10
TV Aerial and booster	●	●	●	●	●	●	●	●	●	4
Rear Cycle Rack (2 cycle type)	Opt	Opt	Opt	Opt	Opt	Opt	Opt	Opt	Opt	10

Not Available on 696G, Chieftain G & Arapaho
 ● Standard Equipment
 Opt Optional at extra cost

* 2x7kg Gas Bottles have been used for payload calculations shown on pages 38 and 39

Interior features



	TRACKER			APACHE				CHEYENNE							FRONTIER					
	EK	CK	EKS	600	640	670G	700	630 LB	632	634L	634U	635	660	696G	840	DAKOTA	MOHICAN	SCOUT	ARAPAHO	CHIEFTAIN
More Domestic Soft Furnishings																				
"Trafalgar" luxury upholstery, with Green dress curtains with co-ordinating pelmets, tie backs and Green carpet.	Yes	Yes	Yes	0	0	0	0	0	0	0	0	0	0	0	0	0	0	0	0	0
"Regent" luxury upholstery, with Burgundy curtains with co-ordinating pelmets, tie backs and Burgundy carpet.	0	0	0	Yes	Yes	Yes	Yes	0	0	0	0	0	0	0	0	0	0	0	0	0
"Mayfair" luxury upholstery, with Green dress curtains with co-ordinating pelmets and Green carpet.	0	0	0	0	0	0	0	Yes	Yes	Yes	Yes	Yes	Yes	Yes	Yes	0	0	0	0	0
"Grosvenor" luxury upholstery, with Blue dress curtains with co-ordinating pelmets and Blue carpet	0	0	0	0	0	0	0	0	0	0	0	0	0	0	0	Yes	Yes	Yes	Yes	Yes
Upholstered ventilation boards	No	No	No	No	No	No	No	Yes	Yes	Yes	Yes	Yes	Yes	Yes	Yes	Yes	Yes	Yes	Yes	Yes
Scatter cushions (quantity)	2	2	2	2	2	2	2	4	4	4	4	4	4	4	4	4	4	4	4	4
More Style and Features																				
Inner feature curtains to wardrobe doors	Yes	Yes	Yes	n/a	n/a	n/a	n/a	Yes	Yes	Yes	Yes	Yes	Yes	Yes	Yes	Yes	Yes	Yes	Yes	Yes
Blinds and flyscreens to all opening conversion windows	Yes	Yes	Yes	Yes	Yes	Yes	Yes	Yes	Yes	Yes	Yes	Yes	Yes	Yes	Yes	Yes	Yes	Yes	Yes	Yes
Acer solid plywood interior furniture	Yes	Yes	Yes	Yes	Yes	Yes	Yes	Yes	Yes	Yes	Yes	Yes	Yes	Yes	Yes	Yes	Yes	Yes	Yes	Yes
Hardwood framed furniture doors	Yes	Yes	Yes	n/a	n/a	n/a	n/a	Yes	Yes	Yes	Yes	Yes	Yes	Yes	Yes	Yes	Yes	Yes	Yes	Yes
Hardwood edged heat resistant work surfaces	Yes	Yes	Yes	Yes	Yes	Yes	Yes	Yes	Yes	Yes	Yes	Yes	Yes	Yes	Yes	Yes	Yes	Yes	Yes	Yes
Metal 'rollerball' drawer runners	Yes	Yes	Yes	Yes	Yes	Yes	Yes	Yes	Yes	Yes	Yes	Yes	Yes	Yes	Yes	Yes	Yes	Yes	Yes	Yes
Access flap(s) to bedboxes	Yes	Yes	Yes	Yes	Yes	Yes	Yes	Yes	Yes	Yes	Yes	Yes	Yes	Yes	Yes	Yes	Yes	Yes	Yes	Yes
Swivel passenger seat base	Yes	0	Yes	0	Yes	Yes	0	Yes	Yes	0	0	Yes	Yes	Yes	Yes	Yes	Yes	0	0	Yes
Swivel drivers seat base (not available on MB)	0	0	0	0	0	0	0	0	0	0	0	0	0	0	0	0	0	0	0	0
Circular table with boom arm	0	0	0	0	0	0	0	0	Yes	n/a	n/a	0	Yes	0	0	Yes	0	0	0	0
Free standing table	Yes	Yes	Yes	Yes	Yes	Yes	Yes	Yes	Yes	Yes	Yes	Yes	Yes	Yes	Yes	Yes	Yes	Yes	Yes	Yes
Rear speakers	Yes	Yes	Yes	Yes	Yes	Yes	Yes	Yes	Yes	Yes	Yes	Yes	Yes	Yes	Yes	Yes	Yes	Yes	Yes	Yes
Pressurised water system	Yes	Yes	Yes	Yes	Yes	Yes	Yes	Yes	Yes	Yes	Yes	Yes	Yes	Yes	Yes	Yes	Yes	Yes	Yes	Yes
Fresh / Waste water tank gauge (Analogue)	n/a	n/a	n/a	Yes	Yes	Yes	Yes	n/a	n/a	n/a	n/a	n/a	n/a	n/a	n/a	n/a	n/a	n/a	n/a	n/a
Fresh / Waste water tank read-out (Digital)	Yes	Yes	Yes	n/a	n/a	n/a	n/a	Yes	Yes	Yes	Yes	Yes	Yes	Yes	Yes	Yes	Yes	Yes	Yes	Yes
More Bathroom Features																				
Domestic bathroom taps and shower head	Yes	Yes	Yes	Yes	Yes	Yes	Yes	Yes	Yes	Yes	Yes	Yes	Yes	Yes	Yes	Yes	Yes	Yes	Yes	Yes
On/Off shower control	Yes	Yes	Yes	Yes	Yes	Yes	Yes	Yes	Yes	Yes	Yes	Yes	Yes	Yes	Yes	Yes	Yes	Yes	Yes	Yes
Thermostatically controlled shower	n/a	n/a	n/a	n/a	n/a	n/a	n/a	n/a	n/a	n/a	n/a	n/a	n/a	n/a	n/a	Yes	Yes	Yes	Yes	Yes
Full (F) / Part (P) shower cubicle	P	P	F	P	F	F	F	F	F	F	P	F	F	F	F	F	F	F	F	F
Shower mat	Yes	Yes	Yes	Yes	Yes	Yes	Yes	Yes	Yes	Yes	Yes	Yes	Yes	Yes	Yes	Yes	Yes	Yes	Yes	Yes
12V Electric flush Thetford toilet	Yes	Yes	Yes	Yes	Yes	Yes	Yes	Yes	Yes	Yes	Yes	Yes	Yes	Yes	Yes	Yes	Yes	Yes	Yes	Yes
Vanity storage cabinet	Yes	Yes	Yes	Yes	Yes	Yes	Yes	Yes	Yes	Yes	Yes	Yes	Yes	Yes	Yes	Yes	Yes	Yes	Yes	Yes
More Kitchen Features																				
Domestic single lever mixer taps	Yes	Yes	Yes	Yes	Yes	Yes	Yes	Yes	Yes	Yes	Yes	Yes	Yes	Yes	Yes	Yes	Yes	Yes	Yes	Yes
Inset sink/drainer with flush fitting cover(s)	Yes	Yes	Yes	Yes	Yes	Yes	Yes	Yes	Yes	Yes	Yes	Yes	Yes	Yes	Yes	Yes	Yes	Yes	Yes	Yes
Sink covers which can act as shelves/worktops	Yes	Yes	Yes	n/a	n/a	n/a	n/a	Yes	Yes	Yes	Yes	Yes	Yes	Yes	Yes	Yes	Yes	Yes	Yes	Yes
Waste bin in lower part of entrance door	Yes	Yes	Yes	Yes	Yes	Yes	Yes	Yes	Yes	Yes	Yes	Yes	Yes	Yes	Yes	Yes	Yes	Yes	Yes	Yes

O= Optional at extra cost



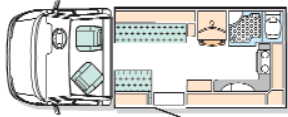
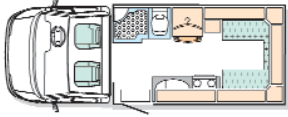
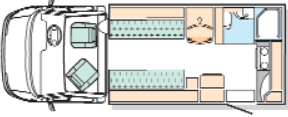
Interior features



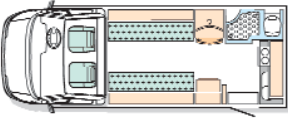
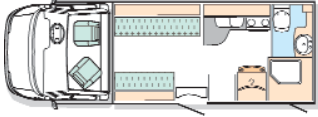
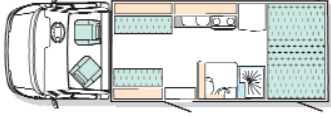
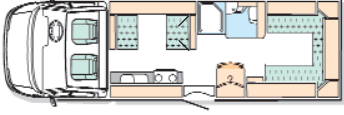
	TRACKER			APACHE				CHEYENNE						FRONTIER						
	EK	CK	EKS	600	640	670G	700	630 LB	632	634L	634U	635	660	696G	840	DAKOTA	MOHICAN	SCOUT	ARAPAHO	CHEFTAIN
More Kitchen Features (Continued)																				
Cutlery drawer	Yes	Yes	Yes	Yes	Yes	Yes	Yes	Yes	Yes	Yes	Yes	Yes	Yes	Yes	Yes	Yes	Yes	Yes	Yes	Yes
Dometic gas/12v/230v fridge (90 litres)	Yes	Yes	Yes	Yes	Yes	Yes	Yes	Yes	Yes	Yes	Yes	Yes	Yes	Yes	Yes	Yes	Yes	Yes	n/a	n/a
140 litre fridge/ freezer	n/a	n/a	n/a	n/a	Opt	Opt	n/a	n/a	n/a	n/a	n/a	Opt	Opt	n/a	Opt	n/a	Opt	n/a	Yes	Yes
Roller shutter Hi-level storage unit, with adjacent 230v socket (ideal for microwave oven)	n/a	n/a	n/a	n/a	n/a	n/a	n/a	Yes	Yes	Yes	Yes	Yes	Yes	Yes	Yes	Yes	n/a	Yes	Yes	Yes
12v Under locker fluorescent lighting	Yes	Yes	Yes	Yes	Yes	Yes	Yes	Yes	Yes	Yes	Yes	Yes	Yes	Yes	Yes	Yes	Yes	Yes	Yes	Yes
12v Cooker hood with extractor fan	n/a	n/a	n/a	n/a	n/a	n/a	n/a	n/a	n/a	n/a	n/a	n/a	n/a	n/a	n/a	Yes	Yes	Yes	Yes	Yes
Flush fitting 3 Burner, 3 x gas, 1 x 700w electric hob, full cooker and pan storage	SE	SE	SE	SE	SE	SE	SE	SE	SE	SE	SE	SE	SE	SE	SE	SE	SE	SE	SE	SE
More Electrical Features																				
Concealed 'aircraft type' over-locker lighting	Yes	Yes	Yes	Yes	Yes	Yes	Yes	Yes	Yes	Yes	Yes	Yes	Yes	Yes	Yes	Yes	Yes	Yes	Yes	Yes
Inner locker lighting	Yes	Yes	Yes	Yes	Yes	Yes	Yes	Yes	Yes	Yes	Yes	Yes	Yes	Yes	Yes	Yes	Yes	Yes	Yes	Yes
Omnivert 12v roof fan/ventilator	SE	SE	SE	SE	SE	SE	SE	SE	SE	SE	SE	SE	SE	SE	SE	SE	SE	SE	SE	SE
Illuminated entrance door area	Yes	Yes	Yes	Yes	Yes	Yes	Yes	Yes	Yes	Yes	Yes	Yes	Yes	Yes	Yes	Yes	Yes	Yes	Yes	Yes
12v Wardrobe courtesy light	Yes	Yes	Yes	n/a	n/a	n/a	n/a	Yes	Yes	Yes	Yes	Yes	Yes	Yes	Yes	Yes	Yes	Yes	Yes	Yes
Underlocker 12v reading lights	Yes	Yes	Yes	Yes	Yes	Yes	Yes	Yes	Yes	Yes	Yes	Yes	Yes	Yes	Yes	Yes	Yes	Yes	Yes	Yes
Illuminated cocktail cabinet	Yes	Yes	Yes	n/a	n/a	n/a	n/a	Yes	Yes	Yes	Yes	Yes	Yes	Yes	Yes	Yes	Yes	Yes	Yes	Yes
Status TV Aerial, booster pack	Yes	Yes	Yes	Yes	Yes	Yes	Yes	Yes	Yes	Yes	Yes	Yes	Yes	Yes	Yes	n/a	n/a	n/a	n/a	n/a
Directional 530/5 aerial	Opt	Opt	Opt	Opt	Opt	Opt	Opt	Opt	Opt	Opt	Opt	Opt	Opt	Opt	Opt	Yes	Yes	Yes	Yes	Yes
230v socket(s)	Yes	Yes	Yes	Yes	Yes	Yes	Yes	Yes	Yes	Yes	Yes	Yes	Yes	Yes	Yes	Yes	Yes	Yes	Yes	Yes
230v Mains lighting (all low line versions are dimmer controlled)	Yes	Yes	Yes	n/a	n/a	n/a	n/a	Yes	Yes	Yes	Yes	Yes	Yes	Yes	Yes	Yes	Yes	Yes	Yes	Yes
12v Rechargeable vacuum cleaner	Opt	Opt	Opt	Opt	Opt	Opt	Opt	Opt	Opt	Opt	Opt	Opt	Opt	Opt	Opt	Yes	Yes	Yes	Yes	Yes
Heavy duty charger/transformer (amps)	16a	16a	16a	12a	12a	12a	12a	16a	16a	16a	16a	16a	16a	16a	16a	16a	16a	16a	16a	16a
Engine battery condition indicator (volts)	Yes	Yes	Yes	n/a	n/a	n/a	Yes	Yes	Yes	Yes	Yes	Yes	Yes	Yes	Yes	Yes	Yes	Yes	Yes	Yes
Leisure battery condition indicator (volts)	Yes	Yes	Yes	Yes	Yes	Yes	Yes	Yes	Yes	Yes	Yes	Yes	Yes	Yes	Yes	Yes	Yes	Yes	Yes	Yes
Digital clock with alarm facilities	Yes	Yes	Yes	n/a	n/a	n/a	n/a	Yes	Yes	Yes	Yes	Yes	Yes	Yes	Yes	Yes	Yes	Yes	Yes	Yes
Event timer facility	n/a	n/a	n/a	n/a	n/a	n/a	n/a	n/a	n/a	n/a	n/a	n/a	n/a	n/a	n/a	Yes	Yes	Yes	Yes	Yes
Battery charge/discharge digital readout (amps)	n/a	n/a	n/a	n/a	n/a	n/a	n/a	n/a	n/a	n/a	n/a	n/a	n/a	n/a	n/a	Yes	Yes	Yes	Yes	Yes
Digital outside temperature guide	n/a	n/a	n/a	n/a	n/a	n/a	n/a	n/a	n/a	n/a	n/a	n/a	n/a	n/a	n/a	Yes	Yes	Yes	Yes	Yes
Digital inside temperature guide	Yes	Yes	Yes	n/a	n/a	n/a	n/a	n/a	n/a	n/a	n/a	n/a	n/a	n/a	n/a	Yes	Yes	Yes	Yes	Yes
RCD unit	Yes	Yes	Yes	Yes	Yes	Yes	Yes	Yes	Yes	Yes	Yes	Yes	Yes	Yes	Yes	Yes	Yes	Yes	Yes	Yes
230v roof mounted air conditioning unit	Opt	Opt	Opt	Opt	Opt	Opt	Opt	Opt	Opt	Opt	Opt	Opt	Opt	Opt	Opt	Opt	Opt	Opt	Opt	Opt
Truma 3Kw gas and/or 2Kw 230v heating with 12v blown air	Yes	Yes	Yes	Yes	Yes	n/a	Yes	Yes	Yes	Yes	Yes	Yes	n/a	Yes	n/a	Yes	Yes	Yes	Yes	Yes
Truma 2Kw electric blown air heating	Yes	Yes	Yes	Yes	Yes	Yes	Yes	Yes	Yes	Yes	Yes	n/a	n/a	Yes	n/a	Yes	Yes	Yes	Yes	Yes
Truma combi 3Kw gas heater with 12v blown air & gas/230v water boiler	n/a	n/a	n/a	n/a	n/a	Yes	n/a	n/a	n/a	n/a	n/a	n/a	Yes	n/a	n/a	n/a	n/a	n/a	n/a	n/a
Truma combi 6Kw gas heater with 12v blown air & gas/230v water boiler	n/a	n/a	n/a	n/a	n/a	n/a	n/a	n/a	n/a	n/a	n/a	n/a	n/a	n/a	Yes	n/a	n/a	n/a	n/a	n/a
Truma Gas/Electric water heater	Yes	Yes	Yes	Yes	Yes	n/a	Yes	Yes	Yes	Yes	Yes	Yes	n/a	Yes	n/a	Yes	Yes	Yes	Yes	Yes
More Safety Features																				
Isolation taps to all gas appliances	Yes	Yes	Yes	Yes	Yes	Yes	Yes	Yes	Yes	Yes	Yes	Yes	Yes	Yes	Yes	Yes	Yes	Yes	Yes	Yes
Flame failure shut off valves to all gas appliances	Yes	Yes	Yes	Yes	Yes	Yes	Yes	Yes	Yes	Yes	Yes	Yes	Yes	Yes	Yes	Yes	Yes	Yes	Yes	Yes
Entrance door grab handle	Yes	Yes	Yes	Yes	Yes	Yes	Yes	Yes	Yes	Yes	Yes	n/a	Yes	Yes	Yes	Yes	n/a	Yes	Yes	n/a
National Caravan Council approved	Yes	Yes	Yes	Yes	Yes	Yes	Yes	Yes	Yes	Yes	Yes	Yes	Yes	Yes	Yes	Yes	Yes	Yes	Yes	Yes
Compliance to all relevant European Standards	Yes	Yes	Yes	Yes	Yes	Yes	Yes	Yes	Yes	Yes	Yes	Yes	Yes	Yes	Yes	Yes	Yes	Yes	Yes	Yes
Smoke alarm & fire extinguisher	Yes	Yes	Yes	Yes	Yes	Yes	Yes	Yes	Yes	Yes	Yes	Yes	Yes	Yes	Yes	Yes	Yes	Yes	Yes	Yes
Total number of 3 point seat belts (inc.driver)	2	2	2	2	2	2	4	2	2	2	2	2	2	2	2	2	2	4	4	2
Front offside dinette with 2 extra 3 point seat belts In Lieu of dayseat (offside) as fitted to the Apache 700, Scout and Arapaho	n/a	n/a	n/a	Opt	Opt	n/a	Std	Opt	n/a	n/a	n/a	Opt	n/a	n/a	Opt	n/a	Opt	Std	Std	Opt

Opt = Optional at extra cost

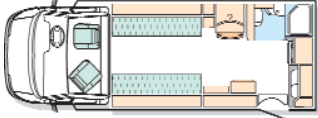
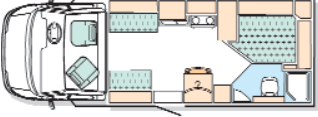



Tracker

		Chassis cab	Engine Type/Size	Overall length	Unladen Mass Std Model	Maximum Payload Specification Dependent	Maximum Authorised Weight	Maximum bed sizes
Tracker EK		Fiat 11	2.0 ltr Jtd	5.72m (18'9")	2620 kg	380 kg	3000 kg	2.00 x 1.45m
		Fiat 15	2.3 ltr Jtd	5.72m (18'9")	2655 kg	745 kg	3400 kg	
Tracker CK		Fiat 11	2.0 ltr Jtd	5.72m (18'9")	2630kg	370 kg	3000 kg	2.00 x 1.30m
		Fiat 15	2.3 ltr Jtd	5.72m (18'9")	2665 kg	735 kg	3400 kg	
Tracker EKS		Fiat 11	2.0 ltr Jtd	5.85m (19'2")	2650kg	350 kg	3000 kg	2.00 x 1.58m or 2 x singles
		Fiat 15	2.3 ltr Jtd	5.85m (19'2")	2685 kg	715 kg	3400 kg	

Apache

		Chassis cab	Engine Type/Size	Overall length	Unladen Mass	Maximum Payload	Authorised Weight	Maximum bed sizes
Apache 600		Fiat 15	2.3 ltr Jtd	6.07m (19'10")	2800 kg	600kg	3400 kg	1.82 x 1.22m and 1.82 x 0.72m
Apache 640		Fiat 15 (Hi Line)	2.8 ltr Jtd	6.63m (21'9")	2940 kg	460 kg	3400 kg	1.82 x 1.22m or 2.08 x 1.82/1.25m
		(Lo Line)	2.8 ltr Jtd	6.63m (21'9")	2850 kg	550 kg	3400 kg	
Apache 670G		Fiat 18	2.8 ltr Jtd	6.80m (22'3")	3040 kg	810 kg	3850 kg	1.82 x 1.22m and 2.08 x 1.50m
Apache 700		Fiat 18	2.8 ltr Jtd	7.09m (23'3")	3180 kg	670 kg	3850 kg	1.82 x 1.22m and 2.08 x 1.50m

Cheyenne

		Chassis cab	Engine Type/Size	Overall length	Unladen Mass	Maximum Payload	Authorised Weight	Maximum bed sizes
Cheyenne 630 LB		Fiat 15	2.8 ltr Jtd	6.48m (21'3")	2985 kg	415kg	3400 kg	2.10 x 1.86m or 2 x singles
		M-B 313	2.2 Cdi	6.50m (21'4")	2955 kg *	845 kg *	3800 kg	
		M-B 316	2.7 Cdi	6.50m (21'4")	2995 kg*	805 kg *	3800 kg	
Cheyenne 632		Fiat 15	2.8 ltr Jtd	6.48m (21'3")	3020 kg	380 kg	3400 kg	1.86 x 1.45m and 2.10 x 0.98m
		M-B 313	2.2 Cdi	6.50m (21'4")	3045 kg*	755 kg *	3800 kg	
		M-B 316	2.7 Cdi	6.50m (21'4")	3085 kg*	715 kg *	3800 kg	
Cheyenne 634L		Fiat 15	2.8 ltr Jtd	6.48m (21'3")	2965 kg*	435 kg*	3400 kg	2.10 x 1.22m or 2 x singles
		M-B 313	2.2 Cdi	6.50m (21'4")	2920 kg	880 kg	3800 kg	
		M-B 316	2.7 Cdi	6.50m (21'4")	2960 kg*	840 kg*	3800 kg	
Cheyenne 634U		Fiat 15	2.8 ltr Jtd	6.48m (21'3")	2985 kg	415 kg	3400 kg	2.10 x 1.80m or 2 x singles
		M-B 313	2.2 Cdi	6.50m (21'4")	2940 kg*	860 kg*	3800 kg	
		M-B 316	2.7 Cdi	6.50m (21'4")	2980 kg*	820 kg*	3800 kg	
Cheyenne 635		Fiat 15	2.8 ltr Jtd	6.48m (21'3")	2995 kg	405 kg	3400 kg	1.86 x 1.20m or 2.10 x 1.0/1.86m
		M-B 313	2.2 Cdi	6.50m (21'4")	2985 kg*	815 kg *	3800 kg	
		M-B 316	2.7 Cdi	6.50m (21'4")	3025 kg*	775 kg	3800 kg	

Cheyenne

		Chassis cab	Engine Type/Size	Overall length	Unladen Mass Std Model	Maximum Payload Specification Dependent	Maximum Authorised Weight	Maximum bed sizes
Cheyenne 660		Fiat 18	2.8 ltr Jtd	7.0m (23'0")	3160 kg*	690 kg*	3850 kg	1.86 x 1.35 or 2.17 x 1.25
		M-B 313	2.2 Cdi	7.05m (23'1")	3115 kg	685 kg	3800 kg	
		M-B 316	2.7 Cdi	7.05m (23'1")	3155 kg	645 kg	3800 kg	
Cheyenne 696G		Fiat 18	2.8 ltr Jtd	7.26m (23'9")	3240 kg	610 kg	3850 kg	2.17 x 1.37 or 2.17 x 1.35
		M-B 313	2.2 Cdi	7.28m (23'10")	3160 kg	640 kg	3800 kg	
		M-B 316	2.7 Cdi	7.28m (23'10")	3200 kg	600 kg	3800 kg	
Cheyenne 840		Fiat 18	2.8 ltr Jtd	8.55m (28')	3578 kg	922 kg	4500 kg	2.17 x 1.37

Frontier

		Chassis cab	Engine Type/Size	Overall length	Unladen Mass	Maximum Payload	Authorised Weight	Maximum bed sizes
Dakota		Fiat 18	2.8 ltr Jtd	7.33m (24'0")	3265 kg	585 kg	3850 kg	1.90 x 1.45 or 2.10 x 1.40
		M-B 313	2.2 Cdi	7.39m (24'2")	3220 kg	580 kg	3800 kg	
		M-B 316	2.7 Cdi	7.39m (24'2")	3260 kg	540 kg	3800 kg	
Mohican		Fiat 18	2.8 ltr Jtd	7.33m (24'0")	3290 kg	560 kg	3850 kg	1.86 x 1.22 or 2.10 x 1.50
		M-B 313	2.2 Cdi	7.39m (24'2")	3245 kg	555 kg	3800 kg	
		M-B 316	2.7 Cdi	7.39m (24'2")	3285 kg	515 kg	3800 kg	
Scout		Fiat 18	2.8 ltr Jtd	7.33m (24'0")	3290 kg *	560 kg*	3850 kg	1.86 x 1.22 (front) or 2.10 x 1.50 (rear) or 2 singles (rear)
		M-B 313	2.2 Cdi	7.39m (24'2")	3245 kg	555 kg	3800 kg	
		M-B 316	2.7 Cdi	7.39m (24'2")	3285 kg	515 kg	3800 kg	
Arapaho		Fiat 18	2.8 ltr Jtd	8.37m (27'5")	3740kg	760 kg	4500 kg	1.86 x 1.22 and 2.10 x 1.66
Chieftain		Fiat 18	2.8 ltr Jtd	8.37m (27'5")	3755 kg	745 kg	4500 kg	1.86 x 1.22 and 2.10 x 1.27
Chieftain G		Fiat 18	2.8 ltr Jtd	8.37m (27'5")	3705 kg *	795 kg*	4500 kg	1.86 x 1.22 and 2.10 x 1.27

* Indicates estimated weight Note: Unladen mass includes the weight of the driver (75kg) and 90% full of fuel.

Important

When using your vehicle or adding extra equipment, it is important that individual axle loading weights or the Maximum Authorised Weight is not exceeded. This would not only automatically invalidate any warranties, but also it could affect your safety and the handling of the vehicle. An overloaded vehicle could lead to prosecution. If you are unclear or need any further guidance as to any of the technical aspects in the operation and driving of your new Auto-Trail Motorhome, please consult your supplying dealer prior to driving your vehicle on the public highway.

Note: all dimensions are subject to a tolerance of +/- 12mm

Auto-Trail

Behind you all the way.....



Extended Warranty Included

Auto-Trail have endeavoured to convey to all our customers all the benefits which are available within the industry. With this in mind we have extended the normal manufacturers warranty to include cover for major items for an extra period, giving peace of mind for a total of 36 months. Full details are outlined in a policy document. Please contact your official Auto-Trail stockist for further information.

AA Cover

Your new Auto-Trail Motorhome is covered by the AA for the first 12 months. A membership card will show a freephone breakdown assistance telephone number. In the event of a breakdown simply telephone the AA operations centre and their staff will provide assistance and explain the service provided in more detail.



Parts Department Tel 01472 571003 Fax 01472 571002



Official Auto-Trail Stockist:

Auto-Trail VR Limited

Trigano House, Genesis Way, Grimsby,
North East Lincolnshire, DN37 9TU.

Tel 01472 571000 Fax 01472 571001

e-mail: sales@auto-trail.co.uk website: www.auto-trail.co.uk

All photographs show vehicles fitted with the optional SE pack and photographs may show other optional extras. The content of this publication is as accurate as possible from the information available at the time of going to press. Auto-Trail Motorhomes reserve the right to alter specifications, prices and model ranges as materials and conditions demand, which could affect the unladen weight and therefore can accept no responsibility for discrepancies between this information and subsequent models. All Motorhomes in this brochure conform to European Standards for Motorhomes: EN1646 Issued January 2005.



Click on-line www.auto-trail.co.uk