



**YOUR 1ST CHOICE FOR
MORE CHOICE**

- OVER 300 CARAVANS ON SHOW
- INDOOR & SEASONAL OUTDOOR CAMPING DISPLAY
- AWNING DISCOUNT CENTRE
- ACCESSORIES SUPERMARKET
- 5 STAR SERVICE CENTRE & REPAIR WORKSHOPS
- FINANCE & INSURANCE (SUBJECT TO STATUS)

**GUARANTEED A
WARM WELCOME**

HIGHBRIDGE

Caravan and Camping Centre

**OPEN 7 DAYS
A WEEK**



01278 782725

A38, BRISTOL RD, HIGHBRIDGE, SOMERSET, TA9 4EX
www.highbridgecaravans.co.uk



Individually styled - beautifully built

Bessacarr Caravans 05

Stylishtravel



Bessacarr's all new Cameo collection has an exciting new look for 2005 ensuring it remains the ultimate in luxury touring. This prestigious range offers a further single and twin axle model to the four established layouts and a wide range of new exterior and interior features.

Bessacarr designers have worked with a team more used to developing components for Formula One cars to come up with a moulded front panel that gives the 2005 Bessacarr models a totally unique look. Interiors have a higher level of specification than ever before following a series of detailed changes.

Quality and service are assured with all models backed by a privileged service from specially selected dealers and a comprehensive three-year manufacturer backed SuperSure warranty, which together provide the freedom to tour with peace of mind.

Bessacarr has an active owners club, open to all purchasers of Bessacarr tourers. Full details can be found by logging onto www.bessacarr-ownersclub.co.uk



CRIS

All Swift Group models have been certified by the National Caravan Council for compliance with stringent European Standards, British Legislation and industry set Codes of Practice specifically relating to health and safety issues. The approval process covers the testing and inspection of critical areas of the product from fire safety, weights and dimensions, to gas, electrics and ventilation. Every Bessacarr caravan carries the "NCC Approved Caravan" badge. The NCC also conduct unannounced inspections at the Swift Group factory to ensure continued compliance. NCC Approval gives you peace of mind that your caravan is legal and safe.

For added security all Bessacarr caravans come registered with the Caravan Registration and Identification Scheme (CRIS), the UK's official database of caravans and their keepers. Bessacarr caravans not only carry the unique 17 digit CRIS Vehicle Identification Number (VIN) die stamped into the chassis, but windows are also etched with the VIN and an electronic tag embedded within the bodywork for extra security. Specialist insurance companies increasingly require registration with CRIS before granting cover and when you come to sell your caravan your CRIS registration will prove invaluable.

Cameo

Innovative design




The new look Cameo bodyshell is sleeker and smoother than ever before. There is a new moulded front with stainless steel grab handles and a new rear with a full width grab handle and unique light clusters. Other new features include designer graphics with a classical touch, the latest AL-KO AKS 3004 stabiliser for added towing confidence and twin axle alloy wheels increased to 15".

A directional aerial, for better television pictures, and shock absorbers to improve road handling have been fitted.

Cameorange 495SL 525SL 535SL 550GL 625GL 635GL

Relaxing lounges



A choice of three luxurious soft furnishing schemes in either cream leather, Rivoli green or Belmondo gold chenilles are available to go with the richly polished Cherry Wave furniture. The living area features new aircraft style upper lockers and suede-effect corner panels with an electronic clock and barometer on a central wooden panel. Reclining front seats, cocktail cabinet, umbrella stand with leather strap and CD player come as standard. Loose fit carpets over wood block effect vinyl flooring are easily removed for cleaning.



1. Cameo 495SL
2. Cameo 635GL
3. Cameo 495SL

Relaxing lounges

Cameo 625GL with optional leather upholstery



Sleepserenely




Six innovative layouts offer an excellent choice of living and sleeping arrangements, all beds are quick and easy to assemble, whether you want room for two to sleep in luxury or the option to sleep a family of 6, there is a layout for you. Domestic quality bedding combined with beech sprung bed slats give superior levels of comfort and cantilever hinged bed tops provide easy access to storage underneath.



I. Cameo 535SL

Elegant dining



Kitchens offer more worktop and cupboard space in 2005. There is a new Stoves cooker; microwave oven, extractor fan, chopping board and a new colour laminate on all work surfaces. There is a modern aluminium kitchen rail with hooks and condiment set which is both attractive and useful, and some models have a matching kitchen roll holder.

1

2

1. Cameo 525SL
2. Cameo 550GL

Contemporary washrooms



The Cameo offers an outstanding level of specification and the very latest in washroom design. In some models, there is a new wardrobe with mirror on the door; which also contains fitted shelves and a new locker for useful storage. Features include stylish wallboard panelling, contemporary chrome finish equipment, separate sealed circular shower units and electric flush Thetford toilets.



1. Cameo 550GL



Cameofeatures

- 1 Rear light clusters
- 2 Alloy wheel
- 3 Extractor fan with halogen lights
- 4 Alde wet heating system
- 5 Mains lights
- 6 Bulk head mounted regulator
- 7 Front occasional table (with wraparound cushions)
- 8 Cocktail cabinet
- 9 Electrically operated Remistar panoramic rooflight
- 10 Reclining front seats
- 11 Exterior door with opening window
- 12 Umbrella stand with retaining strap
- 13 AL-KO AKS 3004 stabiliser and hitch cover with integral light
- 14 Underslung spare wheel carrier
- 15 Combined electronic clock and weather station
- 16 CD/Radio and CD storage
- 17 Status 530 directional aerial
- 18 Kitchen pillar tap

Exterior

New for 2005

- AL-KO AKS 3004 stabiliser
- Hitch cover with integral light
- 15" alloy wheels
- Restyled wheel spats and extruded aluminium skirts
- GRP front panel featuring new stainless steel grab handles
- GRP rear panel with full width grab handles and new light clusters
- Status 530 directional aerial
- Silver and green graphics scheme
- Shock absorbers
- Glacier white exterior
- Seitz one piece entrance door with opening window and integral blind and flyscreen
- AL-KO Euro hitch with assisted handbrake
- Underslung spare wheel carrier
- Curved high level side marker lights
- Barbecue point with isolation valve
- Front double glazed windows with concealed fittings
- Exterior access battery box with mains inlet and aerial input socket (battery not included)
- External access door under fixed bed (535SL & 625GL)
- Gas bottle storage with gas strut supported door
- Lined external access locker with 230V external socket
- AL-KO lightweight galvanised steel chassis with Euro-Axle
- Heavy duty corner steadies
- Awning channel on both sides of caravan
- Flush fitting awning light to both sides
- Side direction indicator repeater lights
- Reversing lights
- High level brake light
- Telescopic radio aerial with built in amplifier
- Smooth aluminium single joint side panels
- Low level rubbing stakes with awning skirt channel
- Winter fridge vent covers
- Door retainer
- Fixing points for rear mounted cycle rack (model specific)

Body Structure

- 4mm bonded floor with styrofoam insulation core
- 25mm bonded side walls with polystyrene insulation core
- 32mm semi bonded roof with polystyrene insulation core

Electrical

- Fully protected mains electric system with at least four internal and 1 external 230V mains sockets
- Electrical control panel over exterior door
- Exclusive 12V downlighters

- Colour co-ordinated electrical sockets, switches and light fittings
- Colour co-ordinated mains lights with dimmer control
- Colour co-ordinated downlighters in kitchen
- Colour co-ordinated halogen lighting in washroom
- Colour co-ordinated 12V halogen ceiling lights
- Colour co-ordinated adjustable 12V halogen reading lights
- Low level floor courtesy and night lighting
- Two TV stations with 230V/12V sockets and coax/aerial connection (3 in 535SL)
- ESM 2004 power supply unit
- 12V electrical system with two 12V sockets and plugs
- Programmable timer thermostat for wet central heating system (550GL, 625GL & 635GL)
- 25 metre mains hook-up lead
- Concealed radio/CD player with speakers and CD storage facility
- Key-fob operated entry light 12V isolation

Washroom

New for 2005

- Mirror access to rear washroom wardrobe fitted shelves (model specific)
- Washroom locker (model specific)
- Large oval mirror to washroom (model specific)
- Fully fitted luxury washroom with vanity unit and sealed shower cubicle
- Theford cassette toilet with independent tank and electric flush
- Chrome finish shower equipment
- Microswitched chrome finish lever mixer tap


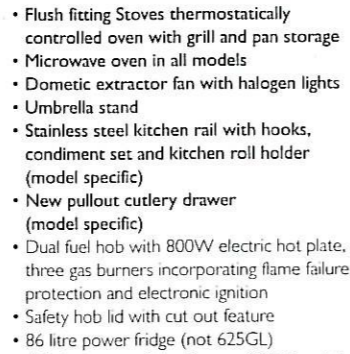


Heating and Plumbing

- Dual fuel gas and mains 800W electric storage water heater (495SL, 525SL & 535SL)
- Bulkhead mounted gas regulator
- Dual fuel 3kW gas & 2kW electric space heater complete with ducted blown air heating (495SL, 525SL & 535SL)
- Alde wet central heating systems (550GL, 625GL & 635GL)
- Water system with internal Shurflo pump system
- Mains water connection facility
- Internal 9 gallon water tank with filling pump and level gauge
- Grade 2 classification for heating and thermal insulation
- Inboard semi-rigid piped fresh water system
- Large bore underslung rigid waste pipes

Kitchen

New for 2005

- Recessed stainless stain bowl and pillar tap with removable food grade nylon chopping board and drainer
- Single laminate to kitchen and all work surfaces



- Flush fitting Stoves thermostatically controlled oven with grill and pan storage
- Microwave oven in all models
- Domestic extractor fan with halogen lights
- Umbrella stand
- Stainless steel kitchen rail with hooks, condiment set and kitchen roll holder (model specific)
- New pullout cutlery drawer (model specific)
- Dual fuel hob with 800W electric hot plate, three gas burners incorporating flame failure protection and electronic ignition
- Safety hob lid with cut out feature
- 86 litre power fridge (not 625GL)
- 135 litre power fridge/freezer (625GL only)
- L shaped kitchen with swivel TV facility and drop down divider (625GL)
- Heat resistant work surface
- Pull out storage baskets (model specific)

Lounge and Dining Area

New for 2005

- Suede covered front corner pods with centre wood panel incorporating electronic combined clock and weather station
- New soft furnishings in Rivoli green or Belmondo gold (non cost options) and cream leather (cost option)
- Loose fit carpets over wood block effect vinyl flooring
- Aluminium framed double bed tops (625GL & 635GL)
- Long front beds 1900mm (6'3") (model specific)
- Wrap round seating with occasional coffee table or optional chest of drawers
- Quality domestic style sprung seats and backrests
- Freestanding table with dedicated storage location
- Beech sprung slats to all seats for improved comfort and cushion support
- Ergonomically adjusted backrests to front beds
- Split front base cushions for easy bed make up
- Cocktail cabinet with courtesy light (model specific)
- Backrest ventilation boards

- Rolled edged ash/hardwood mouldings to worktops and tables
- Curtains with tie-backs
- Curtain storage for centre dinette curtain (model specific)
- Twin curtain tracks for improved hanging presentation and ease of use
- Front roof lockers
- Four scatter cushions

Fittings & Equipment

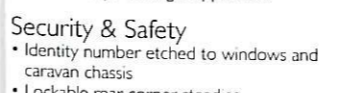
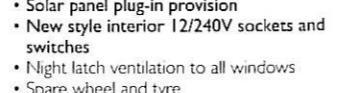
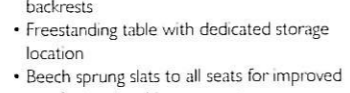
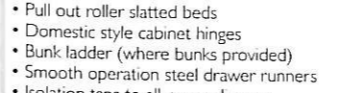
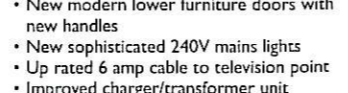
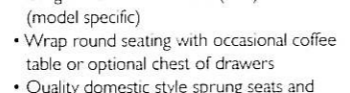


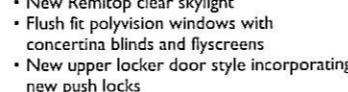
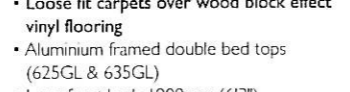
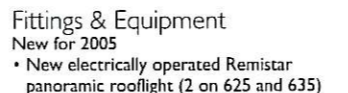
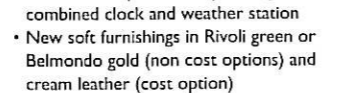
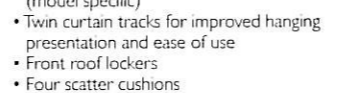
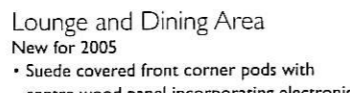
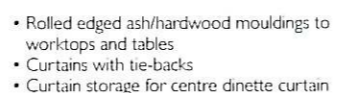
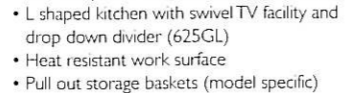
New for 2005

- New electrically operated Remistar panoramic rooflight (2 on 625 and 635)
- New Remitop clear skylight
- Flush fit polyvision windows with concertina blinds and flyscreens
- New upper locker door style incorporating new push locks
- New modern lower furniture doors with new handles
- New sophisticated 240V mains lights
- Up rated 6 amp cable to television point
- Improved charger/transformer unit (Solar panel plug-in provision)
- New style interior 12/240V sockets and switches
- Night latch ventilation to all windows
- Spare wheel and tyre (steel rimmed on twin axles)
- AL-KO side mounted scissor jack
- Removable hanging rail in shower (model specific)
- Caravan entrance step
- Entrance mat with embroidered logo in brush out tray
- Portable wheeled waste water container

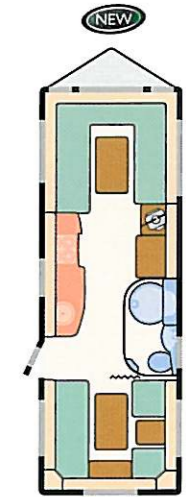
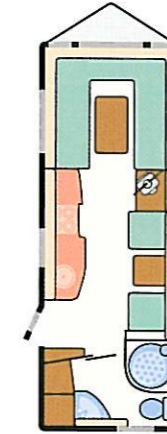
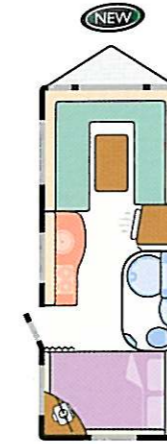
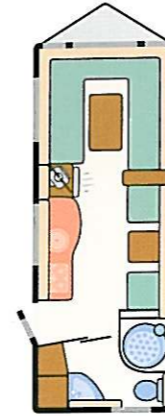
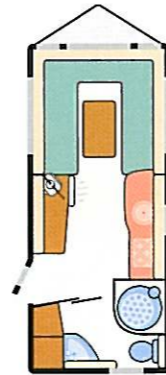
- Smoke alarm
- Pull out roller slatted beds
- Domestic style cabinet hinges
- Bunk ladder (where bunks provided)
- Smooth operation steel drawer runners
- Isolation taps to all gas appliances

Security & Safety

- Identity number etched to windows and caravan chassis
- Lockable rear corner steadies (lock not supplied)
- Concealed security data chip within caravan construction
- Alarm system with passive infra-red and tilt sensors with easy to use key fob operation
- Single key operated locks
- All models comply with European standards



Cameo specifications




Model	495SL	525SL	535SL	550GL	625GL	635GL
Berths	2	3 (opt 4)	4	3 (opt 4)	4	4 (opt 6)
Number of Axles	1	1	1	2	2	2
Internal Length (at bed box height)	4.78m/15'8"	5.43m/17'10"	5.43m/17'10"	5.85m/19'2"	6.27m/20'7"	6.27m/20'7"
Overall Width	2.23m/7'4"	2.23m/7'4"	2.23m/7'4"	2.23m/7'4"	2.23m/7'4"	2.23m/7'4"
Overall Height (including TV aerial)	2.68m/8'10"	2.68m/8'10"	2.68m/8'10"	2.68m/8'10"	2.68m/8'10"	2.68m/8'10"
Overall Length	6.43m/21'1"	7.08m/23'3"	7.08m/23'3"	7.50m/24'7"	7.92m/26'0"	7.92m/26'0"
Mass in Running Order (including tolerance)	1290kg/25.4cwt	1380kg/27.2cwt	1385kg/27.3cwt	1481kg/29.2cwt	1591kg/31.3cwt	1575kg/31.0cwt
Essential Habitation Equipment Payload	115kg/2.3cwt	115kg/2.3cwt	115kg/2.3cwt	115kg/2.3cwt	115kg/2.3cwt	115kg/2.3cwt
Personal Effects Payload	105kg/2.1cwt	131kg/2.6cwt	131kg/2.6cwt	136kg/2.7cwt	140kg/2.8cwt	160kg/3.1cwt
Optional Equipment Payload	40kg/0.8cwt	60kg/1.2cwt	40kg/0.8cwt	60kg/1.2cwt	40kg/0.8cwt	50kg/1.0cwt
Maximum Technical Permissible Laden Mass	1550kg/30.6cwt	1686kg/33.3cwt	1671kg/33.0cwt	1792kg/35.4cwt	1886kg/37.2cwt	1900kg/37.4cwt
Awning A/A Dimension††	9.10m/29'10"	9.74m/32'0"	9.74m/32'0"	10.07m/33'0"	10.49m/34'5"	10.49m/34'5"
Tyre Size	195/70 r15 104	195/70 r15 104	195/70 r15 104	175/65 r14 82	175/65 r14 82	175/65 r14 82
Bed sizes						
Front Double‡	208cm x 190cm/6'10" x 6'3"	208cm x 180cm/6'10" x 5'11"	208cm x 180cm/6'10" x 5'11"	208cm x 180cm/6'10" x 5'11"	208cm x 180cm/6'10" x 5'11"	208cm x 180cm/6'10" x 5'11"
or one Single	190cm x 71cm/6'3" x 2'4"	190cm x 71cm/6'3" x 2'4"	180cm x 71cm/5'11" x 2'4"	190cm x 71cm/6'3" x 2'4"	190cm x 71cm/6'3" x 2'4"	180cm x 71cm/5'11" x 2'4"
and one Single	190cm x 71cm/6'3" x 2'4"	180cm x 71cm/5'11" x 2'4"	190cm x 71cm/6'3" x 2'4"	190cm x 71cm/6'3" x 2'4"	180cm x 71cm/5'11" x 2'4"	190cm x 71cm/6'3" x 2'4"
Rear Double			190cm x 138cm/6'3" x 4'6"		192cm x 138cm/6'4" x 4'6"	205cm x 137cm/6'9" x 4'6"
Side Single (offside)		180cm x 66cm/5'11" x 2'2"		180cm x 66cm/5'11" x 2'2"		177cm x 68cm/5'10" x 2'3"
Side Single (nearside)						177cm x 68cm/5'10" x 2'3"
Optional Side Bunk						172cm x 56cm/5'8" x 1'10"
Optional Bunk		178cm x 56cm/5'10" x 1'10"		178cm x 56cm/5'10" x 1'10"		172cm x 56cm/5'8" x 1'10"

‡Front double bed sizes quoted with wrap round seating

††Note on awning sizes: Due to the varying awning designs and sizes the awning sizes given are approximate only. Specific awning sizes must be confirmed by your dealer or the awning manufacturer prior to purchase.



Individually styled - beautifully built



Bessacarr Caravans, Dunswell Road,
Cottingham, East Yorkshire HU16 4JX.
Tel: 01482 847332 Fax: 01482 841042
e-mail: enquiry@swiftleisure.co.uk
web site: www.bessacarrcaravans.co.uk

A MEMBER OF THE SWIFT GROUP



This brochure does not constitute an offer by Swift Group Limited (Swift). Swift reserves the right to alter specifications and prices at any time as materials and conditions demand. Distributors and dealers sell Bessacarr products on their own account and not as agents of Swift. Accordingly, they have no authority to bind Swift or to make any representation or undertaking whatsoever on behalf of Swift.

The touring caravans described in this brochure are designated by their model year. The model year runs from 1 September to 31 August and the despatch of 2005 models will have commenced on or after 1 September 2004.

All props are for photographic purposes only and are not included in the specification

Issued September 2004

Cars courtesy of Volvo Cars UK Limited