

ABBEEY SPECTRUM





ABBAY SPECTRUM

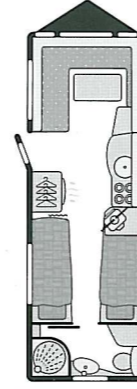
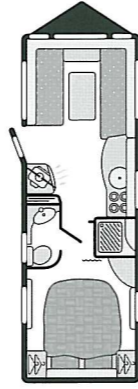
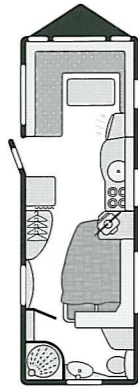
Relaxing, co-ordinated living areas feature 'Ferrara' light oak woodgrain and 'Novelle' striped soft furnishings while kitchen specification is increased with a built-in microwave oven and a 180-litre fridge with wine cooler in the 540.



Refined
and stylish
interiors

All three Spectrum models are now 7'6" wide offering more useful space inside. The popular 535 and 540 models with fixed double beds are joined by the new 545 with separate twin beds and end washroom. All models have tough one-piece high gloss aluminium side walls.

Specification



MODEL	540	535	545
Berths	4	4	4
Number of Axles	2	2	2
Internal Length (at bed box height)	6.27m/20'7"	6.27m/20'7"	6.27m/20'7"
Headroom (max)	1.95m/6'5"	1.95m/6'5"	1.95m/6'5"
Overall Width	2.29m/7'6"	2.29m/7'6"	2.29m/7'6"
Overall Height (including TV aerial)	2.70m/8'10"	2.70m/8'10"	2.70m/8'10"
Overall Length	7.94m/26'1"	7.94m/26'1"	7.94m/26'1"
Mass in Running Order (including tolerance)	1515kg/29.8cwt	1490kg/29.3cwt	1480kg/29.1cwt
Essential Habitation Equipment Payload	105kg/2.1cwt	105kg/2.1cwt	105kg/2.1cwt
Personal Effects Payload	140kg/2.8cwt	140kg/2.8cwt	140kg/2.8cwt
Optional Equipment Payload	30kg/0.6cwt	30kg/0.6cwt	30kg/0.6cwt
Maximum Technical Permissible Laden Mass	1790kg/35.3cwt	1765kg/34.8cwt	1755kg/34.6cwt
Awning A/A Dimension†	10.48m/34'5"	10.48m/34'5"	10.48m/34'5"
Tyre Size	175/65 r14 86	175/65 r14 86	175/65 r14 86

BED SIZES	540	535	545
Front Double†† or One Single and One Single	214cm x 137cm/7'0" x 4'6"	213cm x 167cm/7'0" x 5'6" 190cm x 72cm/6'3" x 2'4" 167cm x 72cm/5'6" x 2'4"	214cm x 137cm/7'0" x 4'6"
Rear Double	187cm x 138cm/6'2" x 4'6"	186cm x 134cm/6'1" x 4'5"	
Rear Bunk			
Side Single (offside)			189cm x 78cm/6'2" x 2'6"
Side Single (nearside)			191cm x 78cm/6'3" x 2'6"

† Note on awning sizes: Due to the varying awning designs and sizes the awning sizes given are approximate only. Specific awning sizes must be confirmed by your dealer or the awning manufacturer prior to purchase.
 †† Double bed size is quoted with wrap round seating.



AL-KO Secure and alloy wheels



Exterior door and full length flyscreen



Height and direction adjustable TV aerial

BODY AND EXTERIOR EQUIPMENT

- **NEW** overall body width 2.29m / 7'6"
- AL-KO galvanised steel chassis with Euro-Axles
- AL-KO Euro overrun device with two-way assisted handbrake
- AL-KO AKS 3004 Stabiliser
- AL-KO side mountable jack
- Heavy duty corner steadies, lockable at the rear
- Hitch and A-frame cover with gas compartment light and plug tidies
- **NEW** 'Rimfire' alloy wheels
- Spare wheel (steel) and underslung carrier
- Moulded front panel with three opening windows and door with gas struts
- Moulded rear panel incorporating spoiler, high-level brake light and rear light clusters
- **NEW** one-piece, high gloss, thick gauge aluminium sidewalls
- Two Heki large tilting panoramic roof windows with flynet and blind.

- Flush fitting, aluminium framed double-glazed opening windows with night ventilation position
- **NEW** exterior two-part door with interior moulded liner, window, blind and waste bin
- **NEW** exterior access battery box with satellite aerial inlet and mains electric inlet (battery not included)
- Lined external access locker with 230V external socket
- External access door (model specific)
- Gas barbecue point with isolation valve
- Flush fitting awning light
- Fixing points for rear-mounted cycle rack
- 25mm 'sandwich' sidewalls with HD polystyrene insulation core
- 32mm semi-'sandwich' roof with HD polystyrene insulation core
- 44mm 'sandwich' floor with styrofoam insulation core

LIVING AREA

- **NEW** large upper lockers with spaceframe construction and curved doors
- Rolled edged hardwood mouldings to worktops and tables
- Seat bases with spaceframe construction, full front access and space for larger items
- Fixed beds with aluminium frames to maximise strength and storage space
- Hinged seat and bed tops supported in open position for easy access
- Mattresses and seat cushions supported by beech slats for extra comfort
- Sprung interior mattresses, seat and backrest cushions
- Seat and backrest ventilation boards
- Chest of drawers with occasional table in Spectrum 535
- Free-standing table with dedicated storage location

KITCHEN

- 2 x scatter cushions
- 2 x pillow-size cushions for fixed beds
- Twin curtain track for improved hanging and ease of use
- Removable carpets over woodblock effect vinyl flooring
- Analogue clock
- 107 litre fridge with curved door, electronic ignition and digital controls for energy selection and temperature (except 540)
- **NEW** 180 litre fridge & wine cooler with curved door, electronic ignition and digital controls for energy selection and temperature (540 only)
- Recessed stainless steel bowl
- Removable drainer with dedicated storage
- Food grade nylon chopping board with dedicated storage
- Chrome finish brass pillar tap with long spout

- Stoves thermostatic oven and separate grill
- Stoves dual fuel hob with 800W electric hotplate and 3 gas burners with electronic ignition and flame failure protection
- Glass hob lid with safety cut-out feature
- **NEW** microwave oven built-in to ventilated fascia
- **NEW** slide-out storage rack
- Moulded cutlery drawer on smooth steel runners

WASHROOM

- Fully fitted luxury washroom with shower cubicle
- Thetford cassette toilet with independent tank and electric flush
- **NEW** chrome finish brass shower and washbasin mixer taps
- Multi-directional rooflight with flyscreen
- Opening window

FITTINGS AND EQUIPMENT

- Cassette flyscreens and blinds on all windows (concertina on sides and rear)
- **NEW** door flyscreen with easy concertina action
- Omnivent 3-speed fan and skylight
- Multi-position 'Mini-Heki' clear rooflight with flyscreen and blind (model specific)
- Gas regulator for Propane and Butane mounted on front bulkhead
- Isolation taps for gas appliances
- Smoke alarm
- Entrance step
- Entrance mat with embroidered logo in tray
- Domestic style cabinet hinges

HEATING AND PLUMBING

- Dual fuel gas and 800W mains electric storage water heater
- Dual fuel 3kW gas and 2kW electric space heater
- Blown air system ducted to living, sleeping and washroom areas

- Grade 2 classification for heating and thermal insulation
- Internal fresh water tank (40 litres)
- Wheeled waste water tank (22 litres)
- Inboard semi-rigid fresh water pipes
- **NEW** in-board water pump with self priming and pressure regulating accumulator
- Large bore underslung rigid waste pipes

ELECTRICAL

- Fully protected mains electric system with three 230V sockets
- 18 amp switchmode charger/transformer
- 12V control panel with battery state meter, awning light and water pump switches
- Key-fob operated entry light and 12V isolation
- Solar panel connection provision
- Radio/CD/MP3 player
- DVD socket and wiring for optional DVD player

- TV station with 230V, 12V and coax aerial sockets
- **NEW** Status 530 directional TV/FM aerial and booster
- Mains lights on front locker corner panels
- Halogen ceiling lights in living and washroom areas
- **NEW** fluorescent light in kitchen
- **NEW** halogen adjustable spotlights in lounge and sleeping areas
- 25 metre mains hook-up cable

SAFETY AND SECURITY

- Two AL-KO Secure portable wheel locks
- Passive infra-red alarm system with tilt sensor and key fob operation
- CRIS identity number etched to windows and caravan chassis
- Concealed security data chip within caravan construction
- Single key for all locks
- All models comply with British and European safety standards

Spectrum 535



Spectrum 545



Spectrum 535



Leaders in Leisure

Abbey Caravans,
Dunswell Road, Cottingham,
East Yorkshire HU16 4JX.
Tel: 01482 847332 Fax: 01482 841042
e-mail: enquiry@swiftleisure.co.uk
website: www.abbeycaravans.co.uk

A MEMBER OF THE SWIFT GROUP

This brochure does not constitute an offer by Swift Group Limited (Swift). Swift reserves the right to alter specifications and prices at any time as materials and conditions demand. Distributors and dealers sell Abbey products on their own account and not as agents of Swift. Accordingly, they have no authority to bind Swift or to make any representation or undertaking whatsoever on behalf of Swift.

TOURING CARAVAN MODEL YEAR

The model year runs from 1st September to 31st August.

For example, the earliest a 2007 model would be registered under the Caravan Registration Identification Scheme (CRIS) is 1st September 2006.

All props are for photographic purposes only and are not included in the specification
Issued September 2006

Cars courtesy of Volvo Cars UK Limited