




MOTORHOMES

ENJOY THE FREEDOM



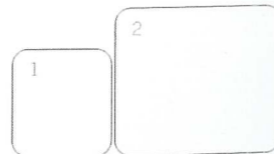
HIGH-LINE AND LOW-LINE

Ace motorhomes make the ideal starting point for anyone wishing to embark on the unique blend of fun and flexibility offered by a coachbuilt motorhome.

Available with powerful and economic 100 or 130 MultiJet diesel engines, all six models have a completely new exterior body specially designed to make the most of the stunning new Fiat X2/50 Ducato cab. With a choice of High-Line with large overcab bed or fuel efficient Low-Line, they offer an unbeatable package.



1. Milano
2. Capri



CAPRI
SIENA
NAPOLI
MILANO
ROMA
FIRENZE



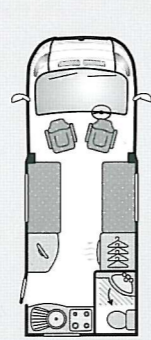
- 1. Siena
- 2. Capri

1*	2
----	---

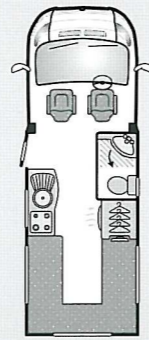


- CAPRI
- SIENA
- NAPOLI
- MILANO
- ROMA
- FIRENZE

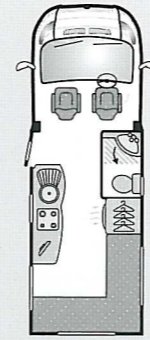
SPECIFICATIONS



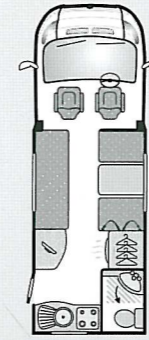
CAPRI
Low-Line



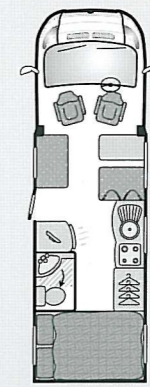
SIENA
Low-Line



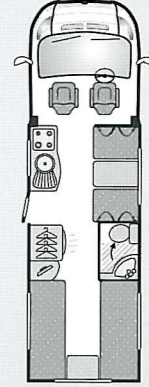
NAPOLI
High-Line



MILANO
High-Line



ROMA
High-Line

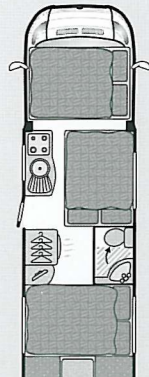
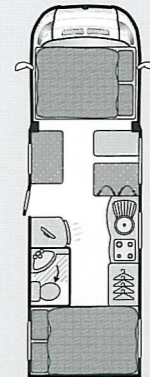
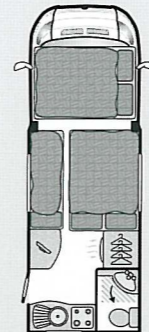
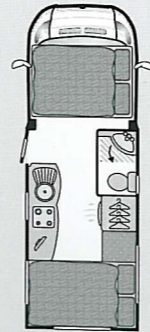
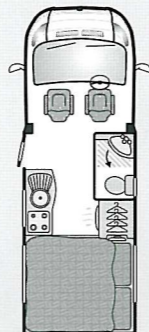
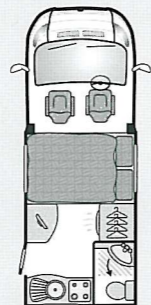


FIRENZE
High-Line

MODEL	Standard	Standard	Optional	Standard	Optional	Standard	Optional	Standard	Standard
Engine	Fiat '100 MultiJet' diesel	Fiat '100 MultiJet' diesel	Fiat '130 MultiJet' diesel	Fiat '100 MultiJet' diesel	Fiat '130 MultiJet' diesel	Fiat '100 MultiJet' diesel	Fiat '130 MultiJet' diesel	Fiat '130 MultiJet' diesel	Fiat '130 MultiJet' diesel
Engine Capacity	2198cc	2198cc	2287cc	2198cc	2287cc	2198cc	2287cc	2287cc	2287cc
Engine Power	100bhp @ 2900rpm	100bhp @ 2900rpm	130bhp @ 3600rpm	100bhp @ 2900rpm	130bhp @ 3600rpm	100bhp @ 2900rpm	130bhp @ 3600rpm	130bhp @ 3600rpm	130bhp @ 3600rpm
Engine Torque	250Nm @ 1500rpm	250Nm @ 1500rpm	320Nm @ 2000rpm	250Nm @ 1500rpm	320Nm @ 2000rpm	250Nm @ 1500rpm	320Nm @ 2000rpm	320Nm @ 2000rpm	320Nm @ 2000rpm
Chassis	Fiat chassis-cab	Fiat chassis-cab	Fiat chassis-cab	Fiat chassis-cab	Fiat chassis-cab	Fiat chassis-cab	Fiat chassis-cab	Fiat chassis-cab	Fiat chassis-cab
Wheel Base	3.00m/9'10"	3.45m/11'4"	3.45m/11'4"	3.45m/11'4"	3.45m/11'4"	3.45m/11'4"	3.45m/11'4"	3.80m/12'6"	4.04m/13'3"
Designated Passenger Seats	1	1	1	1	1	3	3	3	5
Berths (sleeping positions)	2	2	2	4	4	5	5	4	6
Overall Length (no ladder)*	5.75m/18'10"	6.32m/20'9"	6.32m/20'9"	6.32m/20'9"	6.32m/20'9"	6.32m/20'9"	6.32m/20'9"	7.13m/23'5"	7.34m/24'1"
Overall Width (mirrors folded)	2.24m/7'4"	2.24m/7'4"	2.24m/7'4"	2.24m/7'4"	2.24m/7'4"	2.24m/7'4"	2.24m/7'4"	2.24m/7'4"	2.24m/7'4"
Overall Height (no TV aerial or roofrack)	2.96m/9'9"	2.96m/9'9"	2.96m/9'9"	3.05m/10'0"	3.05m/10'0"	3.05m/10'0"	3.05m/10'0"	3.05m/10'0"	3.05m/10'0"
Maximum Technical Permissible Laden Mass (A)	3000kg	3500kg	3500kg	3500kg	3500kg	3500kg	3500kg	4005kg	4005kg
Mass in Running Order (B)†	2780kg	2885kg	2900kg	2950kg	2965kg	3010kg	3025kg	TBA	TBA
Maximum User Payload (A-B)	220kg	615kg	600kg	550kg	535kg	490kg	475kg	TBA	TBA
Essential Habitation Equipment	10kg	10kg	10kg	10kg	10kg	10kg	10kg	10kg	10kg
Maximum Recommended Trailer Weight	Not recommended	1070kg	1070kg	1070kg	1070kg	1070kg	1070kg	TBA	TBA

BED SIZES

Front Double	2.09m x 1.33m/6'10" x 4'4"					1.88m x 1.23m/6'2" x 4'0"			1.88m x 1.23m/6'2" x 4'0"
Front Nearside Single						1.88m x 0.66m/6'2" x 2'2"			
Front Offside Single						1.88m x 0.90m/6'2" x 2'11"			1.88m x 0.90m/6'2" x 2'11"
Rear Double		2.09m x 1.86m/6'10" x 6'1"		2.09m x 1.39m/6'10" x 4'7"				1.93m x 1.32m/6'4" x 4'4"	2.09m x 1.86m/6'10" x 6'1"
Rear Nearside Single		1.87m x 0.68m/6'2" x 2'3"							1.87m x 0.68m/6'2" x 2'3"
Rear Offside Single		1.86m x 0.68m/6'1" x 2'3"							1.86m x 0.68m/6'1" x 2'3"
Overcab Bed				1.91m x 1.37m/6'3" x 4'6"		1.91m x 1.37m/6'3" x 4'6"		1.91m x 1.37m/6'3" x 4'6"	1.91m x 1.37m/6'3" x 4'6"



* For optional roof ladder add 200mm
Bed sizes quoted with wrap round seating fitted
Please consult your dealer if you intend towing with your Ace motorhome to ensure it is suitable

† The Mass in Running Order is the mass of the unladen vehicle including a 75kg allowance for the driver plus engine coolants and 90% of the fuel tank, water tank and gas capacity

This brochure does not constitute an offer by Swift Group Limited (Swift). Swift reserves the right to alter specifications and prices at any time as materials and conditions demand. Distributors and dealers sell Ace products on their own account and not as agents of Swift. Accordingly, they have no authority to bind Swift or to make any representation or undertaking whatsoever on behalf of Swift.

All props are for photographic purposes only and are not included in the specification

Issued October 2006

FEATURES

Chassis-cab

New Fiat Ducato chassis with:

- ABS brakes
- EBD (electronic brake force distribution)
- Up-rated rear springs
- Rear anti-roll bar
- Heavy duty rear extensions ready for optional towbar attachment
- **New Fiat '100 Multijet'** diesel engine in Capri, Siena, Napoli and Milano:
 - Max power 100bhp
 - Max torque 250Nm
 - Displacement 2198cc
- **New Fiat '130 Multijet'** diesel engine in Roma and Firenze and optional in Siena, Napoli and Milano:
 - Max power 130bhp
 - Max torque 320Nm
 - Displacement 2287cc
- Variable power steering
- Driver's airbag
- Electric operated and tinted cab windows
- Electrically adjusted and heated wing mirrors fitted with direction indicators
- Headlamp height adjustment
- **New** remote central locking of cab doors
- **New** immobiliser with rolling code
- Radio/CD/MP3 player with 2 door and 2 ceiling speakers
- Driver and passenger seats in Siena, Napoli, Milano and Firenze with:
 - Position and rake adjustment (driver's seat also height adjustable)
 - Armrest
 - Full upholstered covers
 - Base surrounds
- Driver and passenger seats in Capri and Roma with:
 - Position, height and rake adjustment
 - Swivels
 - Two armrests
 - Full upholstered covers
 - Base surrounds
- Adjustable steering wheel position
- **New** concertina windscreen blind and side window blinds
- Cab carpet (removable)
- **New** lockable (laptop PC size) central storage box
- Door pockets with bottle holders
- Two DIN sockets

Body and Exterior equipment

- **New** full overcab GRP moulding
- **New** one-piece, thick gauge aluminium sidewalls
- Strong extruded aluminium skirts
- **New** moulded lower rear panel incorporating rear light clusters and number plate
- Moulded rear spoiler incorporating high level brake light, marker lights and optional reversing camera
- Electrically operated folding entrance step with buzzer warning and automatic retraction
- Double glazed opening windows with night-latch ventilation
- Single key for all doors and lockers (except cab)
- Exterior access locker door
- **New** exterior door with window and burstproof locking
- **New** waste bin fitted to exterior door (Siena, Napoli, Roma and Firenze)

- **New** easy action concertina door flyscreen
- **New** spare wheel and tyre on underslung carrier with wind-down action
- Flush fitting exterior light
- Compartment for 2 x 7kg gas bottles with fitted butane/propane regulator
- Fixing points for rear-mounted cycle rack
- 32mm 'sandwich' walls with HD polystyrene insulation core
- 32mm 'sandwich' roof with HD polystyrene insulation core
- 46mm 'sandwich' floor with styrofoam insulation core

Living Area

- Choice of two soft furnishing schemes, 'Araco' or 'Nairobi'
- **New** Swift Group patented 'spaceframe' locker construction
- Large lift-up luton bed, gas strut assisted, with beech slat base and 4" thick mattress (High-Line models)
- Removable aluminium ladder to the over-cab bed (High-Line models)
- Designated TV location
- Hinged lounge seat and bed tops for easy access
- Bed mattresses and lounge area seat cushions supported by beech slats for extra comfort
- Sprung interior mattresses, seat and backrest cushions
- Seat and backrest ventilation boards
- Free-standing table with dedicated storage location
- Removable carpets over woodblock effect vinyl flooring
- Heki skylight with flyscreen and adjustable blind
- Mini Heki clear rooflight with flyscreen and blind (model specific)
- Lap and diagonal seat belts on all designated passenger seats
- Cassette flyscreens and blinds on all windows
- Removable entrance mat embroidered with Ace logo

Kitchen

- 96 litre fridge with curved door and single energy and temperature controls
- Removable drainer with dedicated storage
- Food grade nylon chopping board with dedicated storage
- Chrome finish brass pillar tap with long spout
- Overhead locker prepared for optional built-in microwave oven
- Stoves thermostatic oven and separate grill
- Stoves dual fuel hob with 800W electric hotplate and 3 gas burners with electronic ignition and flame failure protection
- Glass hob lid with safety cut-out feature

Washroom

- Washbasin and mirror-wall pivot to create dry area for toilet, washbasin, mirror, towels etc and area for showering
- Overhead towel storage locker
- Thetford cassette toilet with electric flush
- Chrome finish brass mixer taps and shower taps
- Multi-directional rooflight with flyscreen (model specific)

Heating and Plumbing

- Dual fuel gas and 800W mains electric storage water heater
- Dual fuel 3kW gas and 2kW electric space heater

- Blown air system ducted to living, sleeping and washroom areas
- Grade 2 classification for heating and thermal insulation (for low ambient temperatures)
- 90 litre external insulated fresh water tank with level sensor
- Pressurised fresh water system with self-priming pump
- 68 litre waste water tank with level sensor

Electrical

- Fully protected mains electric system with two 230V sockets
- 18amp switchmode charger/transformer
- **New** 12V control panel over doorway with touch controls for:
 - Vehicle/Leisure battery selection
 - Water pump and lighting circuits
 - Heating and water heating
 - Time and date
 - Internal temperature
 - Tank levels
 - Vehicle and leisure battery state
- 110 amp-hour leisure battery in underfloor compartment
- Solar panel connection provision
- TV station with 230V and 12V sockets, aerial socket for connection to customer's own aerial
- 25 metre mains hook-up cable

Factory Fitted Options

- Alloy wheels
- Roof rack and ladder
- Detachable towbar (conforming to 94/20/EC) including electrics
- Colour and night vision reversing camera with LCD screen
- 800W microwave oven built in to kitchen locker
- Engine upgrade 100 Multijet to 130 Multijet in Siena, Napoli and Milano



Enjoy the freedom

ACE MOTORHOMES, DUNSWELL ROAD,
COTTINGHAM, EAST YORKSHIRE HU16 4JX.

TEL: 01482 847332 FAX: 01482 841042

email: enquiry@swiftleisure.co.uk

website: www.acemotorhomes.co.uk

A MEMBER OF THE SWIFT GROUP