




The 2007 Collection

The adventure **starts here:**



The next chapters of Auto-Trail's history has yet to be written, however we can predict with some confidence, that we will continue to follow our beliefs, actions and ambitions which have proved so successful over the first 25 years.



2006
Motorhome
of the year
(Industry Awards
- 2005)

2006
Best Bathroom
of the Year
(Industry Awards
- 2005)

2006
MotorCaravan
Quality Award
(February -
2006)

2006
MMM - 'A' Class
of the Year
(December -
2005)

2006
Which
Motorhome
Best Bathroom
of the Year
(April - 2006)

Every Auto-trail motorhome is designed to 'mirror' the many 'domestic' comforts, features, fixtures and fittings found in your own home.



This brochure is intended to give you an insight into the exciting world of Auto-Trail Motorhomes. It explains and invites you to see for yourself how we manufacture our luxury motorhomes, the care and considerations taken from

initial design concepts to the finished home and our comprehensive quality and safety inspection policy. Why not live the dream yourself by visiting one of our approved Auto-Trail regional stockists (the full list is shown on our website www.auto-trail.co.uk).

Each dealer will help and assist you in choosing a motorhome which will meet your needs and requirements. They can explain the many different methods of funding your purchase and they can arrange for you to take a test drive, which will demonstrate the 'car like' driving

characteristics of a modern motorhome. Whichever model meets your budget and fits your lifestyle, you are guaranteed to be part of the family which is 1st for choice, 1st for luxury and offers enviable and unbeatable value for money.

- Heavy duty construction with all-round cavity wall, floor and roof insulation (e.g.: total wall thickness 40mm).
- Luxury upholstery schemes with additional scatter cushions and wall to wall fitted carpets.
- Full Central Heating systems powered by gas and / or electric.
- Fully equipped en-suite washrooms with electric flush toilets and shower cubicles.
- Hot & cold water systems, all of which are powered by gas and electric.

- Double glazed windows and large panoramic roof lights with night blinds and integral flyscreens.
- Internal 'aircraft style' lighting systems, many with additional dimmer controlled mains electric lighting.
- Fully equipped kitchens with full cookers, gas/ electric hobs and large refrigerators with freezer compartments.
- Multi directional TV aerials.
- Exterior gas BBQ points and hot & cold showers.

The New Generation of Auto-Trail ranges - the most highly specified leisure homes on the market today. Auto-Trail Motorhomes with the stamina to travel up to 365 days a year, drive in comfort and style and live in luxurious surroundings.

Auto-Trail 1982 - 2007



25 Years of motorhome manufacture



Contents

THE NEXT GENERATION

- 02-03 Introduction
- 04 Factory Tours
- 05 SE Pack
- 05 Auto-Trail Owners Club

THE 2007 COLLECTION

- 06-07 2007 Collection
- 08-11 Tracker
- 12-15 Apache
- 16-17 Miami
- 18-25 Cheyenne
- 26-32 Frontier

TECHNICAL DATA

- 33 New Chassis Explained
- 34 Chassis Data
- 35 Exterior Features
- 36-37 Interior Features
- 38-41 Floor Plans

The 'New Generation' of Motorhomes setting new standards to meet the needs of you, today's discerning customer.

From the moment you enter an Auto-Trail Motorhome, you will appreciate why for 25 years, the Auto-Trail name has been synonymous with luxury. A reputation for excellence in design, operation and reliability has been built from the skills of an industry leading design team and our close bonds with our customers and members of the Auto-Trail Owners Club. All of which help and contribute to provide the right styles and solutions for your Luxury Leisure Vehicle requirements.

Listening to our customers has been one of the most important ingredients in our 25 years of success. Understanding customers needs and requirements improves every precious part of our motorhomes, whilst keeping in mind the practical priorities of the customers who enjoy using them. This philosophy applied in the early years is still an integral part of the success story today.

Whichever of the Auto-Trail models you choose, you are guaranteed a high level of comfort, performance and reliability expected from a company whose reputation has been built from meeting and exceeding the expectations of our customers for over 25 years. Step inside any one of our many motorhomes to fully appreciate the obvious element of pride taken in the superior craftsmanship and use of premium

materials. Or why not simply stand back and admire the distinctive design and elegant smooth lines of the exterior bodywork. You will soon appreciate why Auto-Trail Motorhomes are regarded by many as Britain's most popular luxury leisure vehicles.

Whether you drive the camper-sized Tracker or the impressive Chieftain our commitment to your safety is paramount. Every Auto-Trail Luxury Leisure vehicle is fully compliant with Quality Standard ISO 9002 and the latest European standards governing motorhome construction and use. Our dedicated staff conduct rigorous and comprehensive inspections throughout the many production process of each motorhome, all aimed at affording you and your family the highest level of safety and complete peace of mind.

Factory Tours



See first hand what makes Auto-Trail motorhomes so special

Come along and see for yourself why we have the highest reputation for producing popular, value for money motorhomes. Our purpose built, modern factory is centrally situated just off the A180 at Europarc, a prestigious new business park on the outskirts of Grimsby, North East Lincolnshire. (DN37 9TU for route planning or satellite navigation users).

Tours are available monthly and, to ensure you receive our individual care and attention, each tour has a limited number of people and can only be attended by pre-booking. You will be given a full tour of our manufacturing premises seeing how we produce our motorhomes from preparation of the cab, body conversions, to final shipping area. We do not have a display area so if you want to see our full range of motorhomes, please arrange to visit one of our appointed dealers. Because these tours prove very popular, please understand we restrict places to 2 people per booking.

Call Auto-Trail on 01472 571000 to book your tour from January 2007

1. The tour will give you a comprehensive insight into all aspects of our state of the art motorhome production methods. Starting with the preparation work for the Fiat, Mercedes-Benz or Renault chassis cab, then moving to the floor and side wall manufacturing department, and onto the cabinet shop where craftsmen of the highest standards produce all of the latest ranges of furniture.

2. Following on down the production line you will see where the actual body conversions are pre-assembled in our most unique manner. The bodies are lifted by crane and carefully lowered onto the pre-prepared chassis cab. From here you will follow the free flow production line seeing how the roof and back panel is added to reveal a recognisable motorhome.

3. Finally as you approach the end of the production line you can see the extensive series of inspections our

motorhomes are subjected to before being moved to the shipping area. Further pre-despatch checks are made here and it is only when we are completely satisfied that all vehicles have completed and passed the final checks that they are signed off and released for transportation to our network of appointed dealers.

To attend one of these unique and informative tours simply telephone Auto-Trail on 01472 571000, and our operators will advise you if your preferred date is available.



You will be asked your name, address and a contact phone number and issued with a confirmation number. Your phone number will only be used should we have to contact you due to unforeseen circumstances which have caused the tour to be cancelled.

The Auto-Trail Owners Club

Don't think that once you have bought your new leisure vehicle you are on your own...

There is a warm and friendly welcome waiting for you at the Auto-Trail Owners Club.

The ATOC looks forward to meeting and greeting like-minded enthusiasts, so, if you are new to the family of Auto-Trail owners or established owners who have not got around to it, join now and share the experience.

Your club has a reputation for friendliness and informality and members enjoy meeting regularly to share a variety of activities and adventures. Whatever you enjoy doing there is something for everyone and always new experiences to try.

The ATOC organise events in a wide range of locations around the UK and Europe to give you the opportunity to sample something new in the comfort of a group. Enjoy holidays and social occasions with your new friends, and take advantage of the wealth of information, experience and technical information available from other dedicated members.

Join the family, join in the fun and add another dimension to the pleasure you get from your Auto-Trail Motorhome.



For more information and details of how owners of new Auto-Trail Motorhomes can enjoy a period of free ATOC membership, please contact:-

Mike Johnson, 273 Barrowby Road, Grantham, Lincolnshire, NG31 8NR (enclosing a SAE)

Email : mibar.johnson@ntlworld.com

Web : www.atoc.info

SE Pack

Your new Auto-Trail Motorhome will be fully equipped with all of the amenities you could possibly want and need, but we haven't stopped there. For those even more discerning owners we offer the SE Pack, providing a further enhancement to your comfort and enjoyment

Now included in the 2007 'SE Pack':

- Cab Air Conditioning.
- Recessed awning (lengths vary - model dependent).
- Radio/cd/dvd/mp3 player.
- Large flip down colour TV monitor.
- Multi channel TV/Radio (Freeview) receiver.
- Colour infra-red reversing camera.
- External Hot & Cold Shower.
- Exterior gas BBQ point.
- Special SE graphics.
- Special Auto-Trail umbrella.



From Only:

£799

(£949) for all twin axle models



Fully fitted and ready to go...

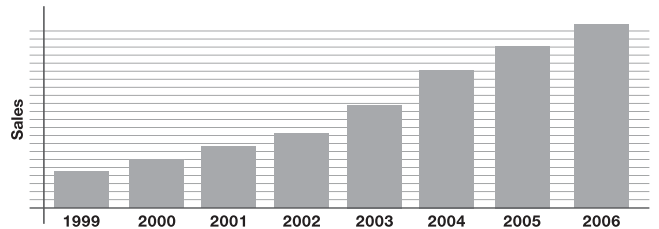


The 2007 Collection



More Choice as Auto-Trail's popularity continues to grow

In recent years, Auto-Trail have achieved an unrivalled track record of sensational growth and we are enjoying an ever increasing share of the UK motorhome market. In 2007 we estimate further gains with the addition of a completely new line-up built on all new chassis.



More choice for 2007 remains the important factor within the design teams thought process, thus providing customers with:-

More choice: A total of 21 primary floorplans from Fiat, Mercedes-Benz and Renault now provide a total of 64 different layouts within the '07 line up.

More motorhomes: Available with large overcab sleeping areas, or alternatively, all models are now available in the distinctive sleek low line format.

More vehicles: With twin underfloor areas which now house water tanks.

More: Comprehensive underfloor storage areas.

More variation: In designs, an increased number of models are now offered with optional lounge layouts, many of which now offer fully approved single or twin designated travelling seats with forward facing seat belts.

More: Use of large domestic size integrated fridge/freezers within the new kitchen areas.

More: Use of Fiat 'Fix & Go' systems (all Fiat models - except Frontier)

Fiat "Fix & Go" Kit

New for 2007, an automatic "Fix & Go" fast tyre repair kit which consists of a canister of sealant fluid, a small compressor with pressure gauge and various adapters for inflation. The kit allows you to restore tyre pressure in the event of a puncture, though you will eventually need to have the tyre repaired by a professional. The compressor may also be used only to check and top up the tyre pressure. In the rare event of a major tyre failure, remember you can call the new European "Fiat Camper Assistance" **008000-34281111**. They are available throughout Europe, 24 hours a day, 7 days a week, to help, assist and allow you to resume your journey as soon as possible. "Fix & Go" is supplied as standard equipment with the Tracker, Apache and the Fiat Cheyenne ranges.

Auto-Trail dealers can assist customers who have particular preference towards the traditional spare wheel and tyre. Spare wheels and tyres can be purchased from either your Auto-Trail stockists or an approved Fiat Ducato outlet.



More Interior Fabrics for 2007

For 2007 our interiors have been transformed with many new designs, all complimented with new ranges of luxury soft furnishings.




Regent



Richmond



Sandwell



Victoria



Belgravia



Westwood

TRACKER - Pages 8 - 11

The 2007 range of compact Tracker motorhomes comes with the choice of EK and EKS model layouts both built on the new Fiat Ducato X250 chassis cab. The choice of 100 and 130 Bhp engines are available and the standard cab specification includes central locking, electric windows and ABS brakes with the option of air conditioning.

Full Technical Specifications on Pages 33 - 41



APACHE - Pages 12 - 15

New to the Apache range for 2007 are the 634U and 634L layouts which join the popular 700 layout, all offering great value for money on the brand new Fiat Ducato chassis cab. A choice are available of 130 and 157 Bhp engines which promise even more economical motoring than their predecessors.

Full Technical Specifications on Pages 33 - 41



MIAMI - Pages 16 - 17

Exclusively built on the Renault Master chassis cab with two engines and automatic gearbox option, the Miami range offers a choice of two innovative layouts. Both have forward lounge areas, centre kitchens and at the rear a choice of twin singles or large permanent double bed.

Full Technical Specifications on Pages 33 - 41



CHEYENNE - Pages 18 - 25

As well as the new Fiat Ducato, the best selling Cheyenne range continues to offer the option of a desirable Mercedes-Benz chassis cab. Joining the brand new 696 and 696G layouts in the range for 2007, the innovative 840D is introduced with the first "walk-around" double bed at the rear.

Full Technical Specifications on Pages 33 - 41



FRONTIER - Pages 26 - 32

The ever popular Frontier range is still available on both Mercedes-Benz and Fiat Ducato X250 chassis cabs. The Dakota, Scout, Chieftain and Chieftain G layouts are all updated for 2007, and the internal luxury of the range is even further enhanced with a choice of soft furnishings and complementary trim available.

Full Technical Specifications on Pages 33 - 41



Tracker

Your perfect travelling companion





Practical for every day use, our two camper-sized luxury compact motorhomes are the perfect answer for those restricted by space.



Tracker EK

You too can enjoy the get-up-and-go freedom afforded by this versatile motorhome. Whether it is enjoying a well earned break touring the UK or the continent in style, or for everyday use nipping to the shops, and squeezing into those shoppers car parks, either of these two models will be equally at home.



From the moment you step inside, you will be amazed by the Trackers spacious and luxurious accommodation, which is complemented with new 'Sandwell' soft furnishing scheme and rich Acer furniture.

Each model has a modern spacious kitchen any chef would be proud to work in. With a stainless steel sink, full oven cooker and large refrigerator, all meals will prove easy to prepare and cook.



Tracker EK



Equally at home touring the UK or the continent, visiting the shops or a day at the races - the Tracker EKS fits all requirements.





Tracker EKS



Tracker Bathroom

The toilet and washroom area features the most ingenious use of space. There is even a fully enclosed shower cubicle, a rarity on competitors models of this size. The EK model is the more compact of the two models, whilst the EKS has longer settees to lounge on, and at bedtime they easily convert into two single beds or a king size double bed for a cosy night's sleep.

Luxury and essentials work side by side in these well thought out compact motorhomes and other

features include dimmer controlled mains lighting and a large overhead skylight.

This award winning compact motorhome is available in a choice of two Fiat high output diesel engines. Either the Hi-line, with overcab sleeping, or the Lo-line version with overcab storage ensures that there is a Tracker, the ultimate Multi-Purpose Vehicle, to fit all of your requirements.



Apache

Stunning styling and exceptional value for money





Apache 634L



Apache 700



Apache 634U

The value for money Apache range features stylish stunning lines and aerodynamic curves puts this market leading leisure vehicle within the reach of a new band of motorhomers.

Don't take our word for it, see for yourself. This range of convenient, practical and thoroughly luxurious leisure vehicles are available in three stunning layouts. All offer the perfect balance of comfortable sleeping accommodation, spacious living area and car-like features to make driving and socialising a real pleasure.

As soon as you enter the functional luxurious living area, the unmistakable sense of style and attention to meticulous details is surpassed only by the maximised use of space and comfort. Wander through any of the innovative layouts and marvel at the well equipped fully fitted kitchens, practical and spacious with all of the appliances and equipment you could possibly need to produce mouth-watering meals at any time.



Cab Air Conditioning as standard with SE Pack

Encompassing all of the amenities you could possibly need, the Apache range ensures a complete home from home. .





Apache 700



Apache Bathroom

The 700 provides sculptured lounges designed for deep down relaxation with 'Regency' soft furnishings and curvaceous post formed furniture. The perfect place to ponder and wait a while, before moving on to a separate dining area. Imagine sipping wine whilst waiting for that scrumptious meal to be served.

All Apache models can be manufactured as a Hi-line, for those wanting a large double bed over the cab area, or for customers who prefer an added storage area above the cab, then the Lo-line no cost option may be preferred.

Encompassing all of the amenities you could possibly need, the Apache range ensures a complete home from home.

The unrivalled elegance of the washroom and separate shower compartment with well planned use of space and practical stylish fittings, satisfies the needs of all of the family in complete comfort.


Whether you choose a Fiat Hi-Line or Lo-Line model, a fuel saving Euro 4 common rail diesel 130Bhp engine is standard, or if preferred, the vehicle could be specially ordered with the optional 157 Bhp diesel engine.

The 2007 Apache range is an unprecedented achievement in respect of design, performance and refinement. All models provide luxury and convenience as standard features.



Miami

Spacious, warm and inviting living.



Miami 740S

Choose from two uncompromising models offering twin single beds, or a large double bed. The Miami is the right choice with far greater flexibility than any of its contemporaries and designed for pleasure.



Miami 740S



Miami 740S



Miami 740D

Bringing our inspired fleet of motor homes into a brand new class is the Renault Miami. Be prepared to stand out from the crowd with these elegant and stylish lo-line models, aerodynamically designed and beautifully proportioned.

As soon as you enter, you will be attracted to the spacious, warm and inviting living area. With the large over-cab panoramic sunroof there is a remarkably light and airy feel to the lounge area.

An innovative kitchen has everything required for even the most ambitious catering. Fully fitted units providing ample storage space and a generous 180 litre fridge with integral freezer compartment all add to the perfection in space management this unique motor home affords.

Impeccably designed curvaceous post formed furniture, mingles with fine furnishings to offer outstanding comfort and incomparable living space. The addition of concealed designer lighting creates a cosy atmosphere in which

to relax after a busy day. Why not unwind under a warm shower in the fully equipped, luxuriously appointed en-suite toilet and shower room before retiring to the ever-made permanent bed?



Miami 740D

Cheyenne

Unrivalled specification with a vast choice of layouts





With its vast choice of styles and layouts, the prestigious Cheyenne range offers something for everyone.



Cheyenne 630LB



Cheyenne 635



Cheyenne 630LB

Whether it's the preference of a front wheel drive Fiat, the acclaimed rear wheel drive Mercedes-Benz, (M-B 660 & 696 models only), the choice of hi-line with sleeping areas over the cab, or lo-line with exceptional storage facilities, there is a model ideal for you and your family.

As soon as you enter the sumptuous confines of this "home from home", you will be impressed by the inviting lounge area with 'Victoria' furnishing schemes. Lounges now feature side-facing settees with twin arm rests and twin scatter cushions. The clever use of space in the design and the use of 'Reflex' foam takes your comfort to the highest level, and attributes to the "Ah its great to be home feeling".



Cab Air Conditioning as standard with SE Pack



The Cheyenne's commitment to new standards of style and sophistication takes luxury motorhomes to a new era.





Cheyenne 632



Cheyenne 635



Cheyenne 632

Some self contained couples say their ideal model is the Cheyenne 635, offering distinct areas for lounging, cooking, showering and dressing. All have the same high specifications synonymous with this exceptional range of motorhomes. The story does not end there, what about the Cheyenne 660? This no compromise model has a master bedroom with fixed bed, generous forward lounge and fully equipped designer kitchen with large 180 ltr fridge. All offering the most discerning

motorhome luxury and practicality every trip. The 696G has a large integral storage area, ideal for bicycles, scooters etc. This brilliantly designed family leisure vehicle has a permanent rear bed, a full width en-suite washroom/toilet area, centre kitchen, forward lounge and expansive storage facilities.



Cab Air Conditioning
as standard with SE Pack



Designed without compromise the Cheyenne – the jewel in the Auto-Trail range – offers a high quality of living with unsurpassed luxury.





Cheyenne 696G



Cheyenne 696G



Cheyenne 660



Cheyenne 660

The choice is yours and it will be a difficult one to make. Do you want the classic award winning end-kitchen design which gives you that extra space for entertaining?

Add long settees which provide a choice of two singles or a king size double bed offered by the Cheyenne 630LB, or a rear fixed bed (there whenever you need it) offered by the Cheyenne 632. The Cheyenne range is designed to offer the greatest choice.



Cab Air Conditioning as standard with SE Pack



Beautifully proportioned with perfect space management and uncompromising comfort, the Cheyenne is designed for demanding owners.





Cheyenne 840 lounge



Cheyenne 840S



Cheyenne 840S

Following the success of the G model, a new 696 low-bed model has been introduced which is perfect for those who prefer a lower rear bed and a shallow integral storage area. The popular Cheyenne 840S has an Alko twin-axle chassis. This long-distance touring apartment offers everything you need. Large forward lounge, centre kitchen with a massive 180 ltr fridge including a full width freezer compartment, separate bedroom with two single beds and full width en-suite toilet/washroom/ dressing room.

STOP PRESS.....

The latest introduction to the Cheyenne range is the new 840D, our very first layout with a large island (walk around) double bed. The rear bedroom with its full width en-suite toilet/washroom/shower area can only be described as "home from home"

Once again, remember all Cheyenne models can be specified as Hi or Lo Line variants, the decision is yours.



Frontier

Grand touring luxury with engineering excellence



This class leading performer provides the benchmark against which all other motorhomes in this class will be judged.



Dakota

With its hallmark grand-touring luxury and engineering excellences, the Frontier has been designed and refined without compromise.

This premium range of functional luxury motorhomes provides a unique range of chassis and bodywork styling designed to offer the most discerning owner more choice than any other manufacturer.

The unmistakable sense of exterior style of these exclusive models continues inside. Optimised living space offers the highest levels of comfort and practicality.



Dakota

The Frontier range has been designed to cover every requirement whether it is room to sleep, room to entertain, or just space to put away those bulky essentials...





Chieftain



Chieftain



Dakota

We strongly believe that through our commitment to new standards of sophistication and style and our engineering excellence, we are taking grand-touring Motor homes and the Auto-Trail name into a new whole new era.

A stylish interior with various floor plans offers a perfect solution for your leisure needs.

The Dakota provides a permanent fixed bed with a fully fitted washroom and separate shower cubicle. Those preferring a roomy lounge with an end washroom and spacious dressing area will choose the Mohican. Without the permanent bed, the classic Scout has living and sleeping space for up to six people.



Cab Air Conditioning
as standard with SE Pack



Whichever model you choose from the fabulous Frontier range you will be astounded by the elegance, performance and sophistication...





Arapaho



Arapaho



Dakota



Mohican

The Chieftain, with its permanent double bed, significant lounge area and generous integral rear storage area (G model only) is prepared for any event. There is room for fishing rods, golf clubs, windbreaks, sun lounger, surfboards etc, all stored safely away until you are ready to use them.

Fully fitted and equipped kitchens, allowing you to cook the perfect meal, feature dining areas with soft lighting to create the ideal

ambience. Then withdraw to a wonderfully luxurious lounge with total comfort, before retiring to the ever-ready bed alongside the fully fitted en-suite washroom with separate shower cubicle.

Completing the range, the elegant six-wheeled Arapaho offers even more space for gracious living.

By optimising the living space in every model the Frontier range caters for the requirements of all discerning motorhome users.



The unmistakable sense of style, afforded by the Frontier Range, scales the heights of luxury.



The New Chassis Explained

Just look at the features.....



The basic ingredients of versatility

The new Ducato Camper fears no bends and no terrain, no matter how bumpy. It's chassis frame has been specially designed to be the base of your motorhome. Greater stability is ensured by a specific suspension setup and stabiliser bars front and rear. The range variety is rich and wide, with a choice of 4 chassis lengths and over 200 versions that enable you to pick a tailor-made solution for any type of motorhome.

The new Ducato Camper uses latest generation engines:

All of them use Multijet, all of them Euro 4 compliant, mated to newly-developed 6-speed gearboxes (5 speeds for the 100 Multijet). With a peak torque from 250 Nm to 400 Nm, all the engines powering the New Ducato ensure absolute driving pleasure, superior pick-up in any situation, especially when overtaking, driving uphill, or negotiating a bend.

A cab predisposed for conversion

(without a roof and without a back wall), it offers factory quality for any conversion and makes it possible to fit Fiat type-approved seat belts.

Double-arm seats

also available on original Fiat type-approved pivoting supports

Plenty of room between seats to move freely to and from the cab and the habitation area

Wider track

A standard feature on all Fiat Cheyenne models, provides enhanced stability

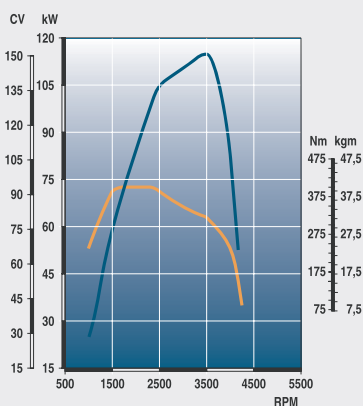


100, 130 & 160 Multijet Power Engines

Electricals
reliable, built on CAN design

Chassis Special
A Fiat Auto concept, featuring light-weight construction making for enhanced loading capacity, and reduced ground clearance making for easier access to the habitation area

160 Multijet Power to Torque ratio



The engines and gearboxes powering the new Ducato Camper were tested on cab-over prototypes and adapted for use on a motorhome. The 130 Multijet has been specifically designed for exclusive use on motorhomes.

Engines and Gearboxes	100 Multijet	130 Multijet	160 Multijet
Displacement cc	2298	2287	2999
Type	4-in-line cylinder diesel Multijet direct injection	4-in-line cylinder diesel Multijet direct injection	4-in-line cylinder diesel Multijet direct injection
Mechanical gearbox	Turbocharger with intercooler 5 speeds + Rev	Turbocharger with intercooler New 6 speeds + Rev	Turbocharger with intercooler New 6 speeds + Rev
Timing system	Chain controlled Double overhead camshaft Hydraulic tappets 4 valves per cylinder	Belt controlled Double overhead camshaft Chain cam-to-cam Hydraulic tappets 4 valves per cylinder	Chain controlled. Double overhead camshaft Hydraulic tappets 4 valves per cylinder
Max power output	100 bhp (74 kw)	130 bhp (95.5 kw)	157 bhp (115.5 kw)
At rpm	2900	3600	3600
Peak torque	250 Nm	320 Nm	400 Nm
At rpm	1500 - 2700	2000 - 3000	1700 - 2500

Technical Chassis Data



FIAT DUCATO	FIAT DUCATO	FIAT DUCATO	FIAT DUCATO	FIAT DUCATO WITH AL-KO CHASSIS <small>single rear axle or twin rear axle</small>	MERCEDES-BENZ EUROSprinter <small>available as 315 or 318 version</small>	RENAULT MASTER
TRACKER EK	TRACKER EKS	APACHE 634 CHEYENNE 630 CHEYENNE 632 CHEYENNE 635	APACHE 700 CHEYENNE 660 CHEYENNE 696	DAKOTA (SINGLE) MOHICAN (SINGLE) SCOUT (SINGLE) ARAPAHO (TWIN) CHEYENNE 840 (TWIN) CHIEFTAIN (TWIN)	CHEYENNE 660 (LWB) CHEYENNE 696 (LWB) MOHICAN (LWB) SCOUT (LWB) DAKOTA (LWB)	MIAMI 740

Chassis Data							
Chassis Mode	33 LIGHT	33 LIGHT	35 LIGHT	40 HEAVY	40 HEAVY	315 or 318	Renault Master
Max.Gross Weight (kg)	3300	3300	3500	4000	4250(S) / 5000(T)	3880	3800
Wheel Base (mm)	3000	3450	3800	4035	4461(S) / 4861(T)	4250	4078
Max.Gross Train Weight (Kgs)	5800	6000	6000	6000	5500(S) / 6000(T)	6300	5500
Max Front Axle Loading (Kgs)	1600	1750	1850	2100	2100	1650	1850
Max. Rear Axle Loading (Kgs)	1650	2000	2000	2400	2400(S) / 2 x 1500(T)	2250	2060
Engine Type	Multijet	Multijet	Multijet	Multijet	Multijet	Cdi	Master Dci 115 Master Dci 135
Common Rail Direct Injection Diesel	●	●	●	●	●	●	●
Intercooler	●	●	●	●	●	●	●
Output (bhp) (●+20kg)	● 100 / ●130	● 130 / ●157	● 130 / ●157	● 130 / ●157	● 130 / ●157	● 150 (315) / ● 184 (318)	● 115 ● 135
Drive	Front	Front	Front	Front	Front	Rear	Front
Max Torque (Nm) at RPM	250 / ● 320 1500 / ● 2000	320 / ● 400 2000 / ● 1700	320 / ● 400 2000 / ● 1700	320 / ● 400 2000 / ● 1700	320 / ● 400 2000 / ● 1700	330 (315) / 400 (318) 1200-2400 / 1600-2600	290 (Dci 115) / 320 (Dci 135)
Number of Cylinders	4	4	4	4	4	4 (315) / 6 (318)	4
Cab Air Conditioning (Standard with SE Pack)	●	●	●	●	●	●	●
Fuel Tank Capacity (Ltr)	60	60	90	90	90	75	70
GEARBOX (No.Forward /Reverse)	5. 1	6. 1	6. 1	6. 1	6. 1	6. 1	6. 1
Fully Automatic Gearbox (+15kg)	●	●	●	●	●	●	●
Brakes (Front and Rear)	Disc	Disc	Disc	Disc	Disc	Disc	Disc
ABS Braking	●	●	●	●	●	●	●
Tyres	215 / 70R15C	215 / 70R15C	215 / 70R15C	225 / 70R16C	225 / 70R6C	235 / 65R16	225 / 65R16
Central Locking	●	●	●	●	●	●	●
Electric Operated Windows	●	●	●	●	●	●	●
Extended Exterior Mirrors	●	●	●	●	●	●	●
Adjustable Exterior Mirrors	Electric	Electric	Electric	Electric	Electric	Electric	Electric
Heated Exterior Mirrors	●	●	●	●	●	●	●
Removable Cab Carpet	●	●	●	●	●	●	●
Stereo Radio with CD & DVD Player (Standard on SE Pack)	●	●	●	●	●	●	●
Wood Effect Dashboard Embellishment	●	●	●	●	●	●	●
Fully Adjustable Driver's & Passenger's Seat	●	●	●	●	●	●	●
Fully Upholstered Seats with Map Pockets	●	●	●	●	●	●	●
Fitted Engine Immobiliser	●	●	●	●	●	●	●
Fire Extinguisher and Smoke Alarm	●	●	●	●	●	●	●
Safety Warning Triangle	●	●	●	●	●	●	●
Storage Pockets in both doors	●	●	●	●	●	●	●
Digital Clock	●	●	●	●	●	●	●
Exterior Temperature Indicator	●	●	●	●	●	●	N/A
Wheel Discs	●	●	●	●	● (Only on 840)	●	●
Alloy Wheels (Exc. Spare)	●	●	●	●	Frontier Models Only	Frontier Models Only	●
Fiat Fix & Go (Tyer repair kit/ compressor)	●	●	●	●	● (Only on 840)	N/A	N/A
Spare Wheel (Steel Type)	●	●	●	●	Frontier Models Only	●	●
Left-hand-drive cab (Extended lead times may apply)	▲	▲	▲	▲	▲	▲	N/A

KEY

- = Standard Equipment
- = Optional At An Extra Cost
- ▲ = Optional At No Extra Cost
- = Not Available

All details shown include added ex-works weight implications e.g. (+20kgs)

Technical Exterior Features (standard versions)



	TRACKER EK	TRACKER EKS	APACHE 634 CHEYENNE 630 CHEYENNE 632 CHEYENNE 635	APACHE 700 CHEYENNE 660 CHEYENNE 696	CHEYENNE 840 FRONTIER DAKOTA FRONTIER MOHICAN FRONTIER SCOUT FRONTIER ARAPAHO FRONTIER CHIEFTAIN	MIAMI 740	EX-WORKS WEIGHT CHANGE (Kgs)
More Chassis Choice							
Fiat Ducato 33 LIGHT, 100 Bhp	●	●	●	●	●	●	
Fiat Ducato 33 LIGHT, 130 Bhp	●	●	●	●	●	●	
Fiat Ducato 35 LIGHT, 130 Bhp	●	●	●	●	●	●	
Fiat Ducato 35 LIGHT, 157 Bhp	●	●	●	●	●	●	
Fiat Ducato 40 HEAVY, 130 Bhp	●	●	●	●	●	●	
Fiat Ducato 40 HEAVY, 157 Bhp	●	●	●	●	●	●	
Fiat Ducato 40 HEAVY with Alko Conv. 130 Bhp	●	●	●	●	●	●	
Fiat Ducato 40 HEAVY with Alko Conv. 157 Bhp	●	●	●	●	●	●	
Mercedes-Benz 315 Cdi, 150 Bhp (+40kg)	●	●	●	● (660, 696)	● (Dak, Moh, Scout)	●	
Mercedes-Benz 318 Cdi, 184 Bhp (+40kg)	●	●	●	● (660, 696)	● (Dak, Moh, Scout)	●	
Renault Master 2.5 Dci 115 Bhp	●	●	●	●	●	●	
Renault Master 3.0 Dci 135 Bhp	●	●	●	●	●	●	
More Sleeping Choice							
Hi-line Available with Overcab Sleeping or Lo-line Available with Overcab Storage Area	▲	▲	▲	▲	▲	●	
More Insulation & Strength							
Laminated Wall Construction (full thickness-40mm)	●	●	●	●	●	●	
Laminated Floor Construction (full thickness-45mm)	●	●	●	●	●	●	
Part Laminated Roof Construction (40mm)	●	●	●	●	●	●	
Full Vinyl Underfloor Protection	●	●	●	●	●	●	
More Exterior Style & Features							
GRP Scratch/Damage resistant side walls	●	●	●	●	●	●	
GRP Roof panel	●	●	●	●	●	●	
GRP Rear Panel	●	●	●	●	●	●	
GRP Side Skirts	●	●	●	●	●	●	
Keyless Gas Bottle Locker, with Internal Release Lever	●	●	● (Cheyenne)	● (Cheyenne)	●	●	
Specially Colour Coded Front Bumper area	●	●	●	●	●	●	
Colour Coded Roof Rack and Ladder (Chief G Ladder only) (+20kg)	●	●	●	●	● (● 840)	●	
Recessed Awning, size. (Std on 'SE' Models)	2.6m	3.0m	3.5m (630 / 632 / 635) 4.0m (634L/U)	4.0m	4.0m (Dak, Moh, Scout). 4.5m (Twin)	4.0m	20 / 24 / 28 32 / 35
Distinctive 'Auto-Trail' exterior graphics	●	●	●	●	●	●	
Special 'SE' Decals	SE Only	SE Only	SE Only	SE Only	SE Only	SE Only	
More External Lighting & Safety							
3rd Brake Light	●	●	●	●	●	●	
Side Marker Lights	●	●	●	●	●	●	
Front Marker Lights	●	●	●	●	●	●	
Rear Marker Lights	●	●	●	●	●	●	
Awning Light	●	●	●	●	●	●	
More 12v Power							
Leisure Battery(s) Total amps	100	100	100	100	200	100	
More Storage/Access							
Exterior Access/Storage Locker	●	●	●	●	●	●	
Rear Underfloor Storage Area	●	●	●	● (● 696)	● (● Ar/Sc/Ch)	N/A	
Side Underfloor Storage Lockers	●	●	●	● (Cheyenne Only)	●	●	
**Exterior Gas Bottle Locker (Total Propane capacity, Kgs)	1 x 7 1 x 13	1 x 7 1 x 13	1 x 7 1 x 13	1 x 7 1 x 13	2 x 13	1 x 7 1 x 13	
More On-Board Services							
Fresh/Waste Water Tank Capacity (Litrs) Fiat	100 / 68	100 / 68	100 / 68	100 / 68	●	●	
Fiat with Al-Ko Super lo-line Chassis	●	●	●	●	135 / 68	●	
Mercedes Benz	●	●	●	86 / 45 (Not 700)	86 / 45	●	
Renault Master	●	●	●	●	●	75 / 50	
More Visibility and Ventilation							
Polyvision Double Glazed windows with Flyscreens	●	●	● (Apache Only)	● (Apache Only)	●	●	
Sietz Flush Fitted Double Glazed Windows with Flyscreens	●	●	● (Cheyenne Only)	● (Cheyenne Only)	●	●	
Internal Window Blinds Plain/Pleated	Pleated	Pleated	Pleated	Pleated	Pleated	Pleated	
Wind up Panoramic Roof Light	●	●	●	●	●	●	
12v Fan Assisted Roof Light/Ventilator	●	●	●	●	●	●	
More Auto-Trail Special Features							
Hi-security Entrance Door with Blind/Wastebin/opening window	●	●	●	●	●	●	
Central Locking to Entrance Door	●	●	●	●	●	●	
Exterior Hot and Cold Shower Unit	●	●	●	●	●	●	
Electrically Operated Entrance Step	●	●	●	●	●	●	
External Gas BBQ Point	●	●	●	●	●	●	
Integral Moulded Entrance Step With Removable Mat	●	●	●	●	●	●	
Rear Corner Steadies (+10kg)	●	●	● (Cheyenne Only)	● (Cheyenne Only)	●	●	
530 / 5 multi-directional TV Aerial with booster	●	●	●	●	●	●	
Rear Cycle Rack (2 cycle type) (+10kg)	●	●	●	●	●	●	
Rear Mud Flaps	●	●	●	●	●	●	



Technical Interior Features



	TRACKER	APACHE	CHEYENNE	FRONTIER	MIAMI
More Domestic Soft Furnishings					
"Sandwell" luxury upholstery, with dress curtains with co-ordinating pelmets, tiebacks and beige carpet.	■	■	■	■	■
"Richmond" luxury upholstery, with dress curtains with co-ordinating pelmets, tiebacks and beige carpet.	■	■	■	■	■
"Regent" luxury upholstery, with burgundy curtains with co-ordinating pelmets, tiebacks and burgundy carpet.	■	■	■	■	■
"Victoria" luxury upholstery, with dress curtains with co-ordinating pelmets and green carpet.	■	■	■	■	■
"Westwood" luxury upholstery, with full curtains with co-ordinating pelmets and beige carpet	■	■	■	■	■
Upholstered ventilation boards	N/A	N/A	■	■	■
Scatter cushions (2)	■	■	■	■	■
Upholstered sofa armrest/s	■	■	■	■	■
Vinyl floor & loose carpet in lieu of fitted carpet (+15kg)	■	■	■	■	■

	TRACKER	APACHE	CHEYENNE	FRONTIER	MIAMI
More Style and Features					
Inner feature curtains to wardrobe doors	■	N/A	■	■	N/A
Pleated Windscreen Blinds	■	■	■	■	■
Blinds and flyscreens to all opening conversion windows	■	■	■	■	■
Acer solid plywood interior furniture	■	■	■	■	■
Hardwood edged heat resistant work surfaces	■	■	■	■	■
Metal 'rollerball' drawer runners	■	■	■	■	■
Access flap(s) to bedboxes	■	■	■	■	■
Swivel passenger seat base	■	■	■	■	■
Swivel drivers seat base (not available on Mercedes-Benz)	■	■	■	■	■
Circular table with boom arm (+5kg)	■	■	■ (■ 630LB / 635 / 840)	■ (■ Moh / Sco / Arap / Chief)	■
Free standing table	■ (N/A EK)	■	■	■	N/A
'Desmo' pedestal table	■ (EK)	■ (700)	N/A	N/A	■
Rear speakers	■	■	■	■	■
Pressurised water system	■	■	■	■	■
Fresh / Waste water tank gauge (L.E.D display)	■	■	N/A	N/A	■
Fresh / Waste water tank read-out (Digital)	N/A	N/A	■	■	N/A

	TRACKER	APACHE	CHEYENNE	FRONTIER	MIAMI
More Bathroom Features					
Domestic bathroom taps and shower head	■	■	■	■	■
On/Off shower control	■	■	■	■	■
Thermostatically controlled shower	N/A	N/A	N/A	■	N/A
Full shower cubicle	■	■	■	■	■
12V Electric flush Thetford toilet	■	■	■	■	■
Vanity storage cabinet	■	■	■	■	■
Domestic style washroom doors	■	■	■	■	■

	TRACKER	APACHE	CHEYENNE	FRONTIER	MIAMI
More Kitchen Features					
Domestic single lever mixer taps	■	■	■	■	■
Inset sink/drainage with flush fitting cover(s)	■	■	■	■	■
Waste bin in lower part of entrance door	■	■	■	■	■
Cutlery drawer	■	■	■	■	■
Domestic gas/12v/230v fridge (90 litres)	■	■	630 / 632 / 696	N/A	N/A

KEY

- = Included As Standard
- = Optional At An Extra Cost
- ▲ = Optional At No Extra Cost

N/A = Not Applicable

All details shown include added ex-works weight implications e.g. (+20kgs)



	TRACKER	APACHE	CHEYENNE	FRONTIER	MIAMI
More Kitchen Features (Continued)					
180 litre fridge with full width freezer compartment	N/A	N/A	■ 635 / 660 / 840	▲	■
150 litre fridge/ freezer	N/A	N/A	N/A (■ 635 / 660 / 840)	■	■
Roller shutter Hi-level storage unit, with adjacent 230v socket (ideal for microwave oven)	N/A	N/A	■ (N/A 696)	■ (N/A Mohican)	■
12v Under locker fluorescent lighting	■	■	■	■	■
12v Cooker hood with extractor fan	N/A	N/A	N/A	■	N/A
Flush fitting 4 Ring Hob, (3 x gas, 1 x 700w electric hob), full cooker and pan storage	■	■	■	■	■

More Electrical Features					
Concealed 'aircraft type' over-locker lighting	■	■	■	■	■
Inner locker lighting	■	■	■	■	■
12v roof fan/ventilator	■	■	■	■	■
Illuminated entrance door area	■	■	■	■	■
12v Wardrobe courtesy light	■	■	■	■	■
Underlocker 12v reading lights	■	■	■	■	■
Cocktail cabinet	■	■ (700 only)	■	■	N/A
Directional 530/5 aerial with booster pack	■	■	■	■	■
230v socket(s)	■	■	■	■	■
230v Mains lighting (all lo-line versions are dimmer controlled)	■	■	■	■	■
12v Rechargeable vacuum cleaner	■	■	■	■	■
Heavy duty charger/transformer (16 amps)	■	■	N/A	N/A	■
Heavy duty charger/transformer (25amps)	N/A	N/A	■	■	N/A
Engine battery condition indicator (volts)	■	■	■	■	■
Leisure battery condition indicator (volts)	■	■	■	■	■
Digital clock with alarm facilities	N/A	N/A	■	■	N/A
Event timer facility	N/A	N/A	N/A	■	N/A
Battery charge/discharge digital readout (amps)	N/A	N/A	■	■	N/A
Digital outside temperature guide	N/A	N/A	■	■	N/A
Digital inside temperature guide	N/A	N/A	■	■	N/A
RCD unit	■	■	■	■	■
230v roof mounted air conditioning unit (+35kg)	■	■	■	■	■
Truma 3Kw gas and/or 2Kw 230v heating with 12v blown air	■	■	■ (N/A 660 / 840)	■	N/A
Truma Gas/Electric water heater	■	■	■ (N/A 660 / 840)	■	N/A
Truma combi 6Kw gas/ 230v heater with 12v blown air & gas/230v water boiler	N/A	N/A	■ 660 / 840 Only	N/A	■


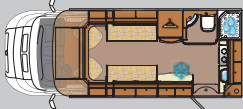



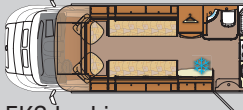

MORE SAFETY FEATURES					
Isolation taps to all gas appliances	■	■	■	■	■
Flame failure shut off valves to all gas appliances	■	■	■	■	■
Entrance door grab handle	■	■	■ (N/A 635)	■ (N/A Moh)	N/A
National Caravan Council approved	■	■	■	■	■
Compliance to all relevant European Standards	■	■	■	■	■
Smoke alarm & fire extinguisher	■	■	■	■	■
Optional front layouts with seatbelts - Refer to vehicle layouts (+ approx 50kg)	■	(700 Only)	■ (N/A 632)	■	N/A

KEY








- = Included As Standard
- = Optional At An Extra Cost
- ▲ = Optional At No Extra Cost
- N/A = Not Applicable



Technical Layouts

FIAT		Chassis Cab	Engine Power (BHP)	Overall Length	Unladen Mass (Std Model)	Max Authorised Weight	Max Bed Sizes
TRACKER							
Optional Layouts **	 EK Hi-Line	Fiat 33 Light	100/Opt 130	5.79m (18'11")	2835kg	3300kg	2.08 x 1.20m
	 EK Lo-Line						
	 EK Single Forward Facing Seat	Fiat 33 Light	100/Opt 130	5.79m (18'11")	2862kg	3300kg	2.08 x 1.20m
	 EK Twin Forward Facing Seat						
Optional Layout	 EKS Hi-Line	Fiat 33 Light	130/Opt 157	6.26m (20'6")	2915kg	3300kg	2.08 x 1.66m (or 2 singles)
	 EKS Lo-Line						
	 EKS Lounge Dinette Layout	Fiat 33 Light	130/Opt 157	6.26m (20'6")	2972kg	3300kg	2.08 x 1.66m (or 2 singles)

**When rear seat belts are fitted, the gas locker is repositioned and the capacity is reduced to 1 x 7kg

FIAT							
APACHE							
Optional Layouts **	 634L Hi-Line	Fiat 35 Light	130/Opt 157	6.98m (22'10")	3045kg	3500kg	2.08 x 1.22m (or 2 singles)
	 634L Lo-Line						
	 634U Hi-Line	Fiat 35 Light	130/Opt 157	6.98m (22'10")	3045kg	3500kg	2.08 x 1.80m (or 2 singles)
	 634U Lo-Line						
Optional Layout	 700 Hi-Line	Fiat 40 Heavy	130/Opt 157	7.38m (24'3")	3262kg	4000kg	Front 1.86 x 1.22m Rear 2.00 x 1.50 (2 x Double)
	 700 Lo-Line						
	 700 Lounge Dinette Layout	Fiat 40 Heavy	130/Opt 157	7.38m (24'3")	3262kg	4000kg	Front 1.86 x 1.22m Rear 2.00 x 1.50 (2 x Double)

* Indicates estimated weight. Note: Unladen mass includes the weight of the driver (75kg) and 90% full of fuel. Note: All dimensions and masses are subject to a tolerance. 2x7kg Gas Bottles have been used for payload calculations shown below.

	Vehicle widths (excl. mirrors)	Heights (inc. aerial)	Overcab Bed Sizes (maximum)	SE Pack Weight Implications
Tracker	2.26m (7'5")	2.95m (9'7")	W1.15m (3'9") L1.92m (6'3")	2.6 Awning - reduce max payload by 24kg
Apache (Hi Line)	2.26m (7'5")	3.05m (10'0")	W1.15m (3'9") L1.92m (6'3")	3.0 Awning - reduce max payload by 29kg
Apache (Lo Line)	2.26m (7'5")	2.84m (9'7")	-	3.5 Awning - reduce max payload by 31kg
Miami	2.31m (7'7")	2.83m (9'3")	-	4.0 Awning - reduce max payload by 35kg
Cheyenne (Hi Line)	2.31m (7'7")	3.07m (10'1")	W1.23m (4'0") L1.92m (6'3")	4.5 Awning - reduce max payload by 39kg
Cheyenne (Lo Line)	2.31m (7'7")	2.97m (9'8")	-	
Frontier (Hi Line)	2.31m (7'7")	3.07m (10'1")	W1.23m (4'0") L1.92m (6'3")	
Frontier (Lo Line)	2.31m (7'7")	2.97m (9'8")	-	

Auto-Trail 1982 - 2007



25 Years of motorhome manufacture



Contents

THE NEXT GENERATION

- 02-03 Introduction
- 04 Factory Tours
- 05 SE Pack
- 05 Auto-Trail Owners Club

THE 2007 COLLECTION

- 06-07 2007 Collection
- 08-11 Tracker
- 12-15 Apache
- 16-17 Miami
- 18-25 Cheyenne
- 26-32 Frontier

TECHNICAL DATA

- 33 New Chassis Explained
- 34 Chassis Data
- 35 Exterior Features
- 36-37 Interior Features
- 38-41 Floor Plans

The 'New Generation' of Motorhomes setting new standards to meet the needs of you, today's discerning customer.

From the moment you enter an Auto-Trail Motorhome, you will appreciate why for 25 years, the Auto-Trail name has been synonymous with luxury. A reputation for excellence in design, operation and reliability has been built from the skills of an industry leading design team and our close bonds with our customers and members of the Auto-Trail Owners Club. All of which help and contribute to provide the right styles and solutions for your Luxury Leisure Vehicle requirements.

Listening to our customers has been one of the most important ingredients in our 25 years of success. Understanding customers needs and requirements improves every precious part of our motorhomes, whilst keeping in mind the practical priorities of the customers who enjoy using them. This philosophy applied in the early years is still an integral part of the success story today.

Whichever of the Auto-Trail models you choose, you are guaranteed a high level of comfort, performance and reliability expected from a company whose reputation has been built from meeting and exceeding the expectations of our customers for over 25 years. Step inside any one of our many motorhomes to fully appreciate the obvious element of pride taken in the superior craftsmanship and use of premium

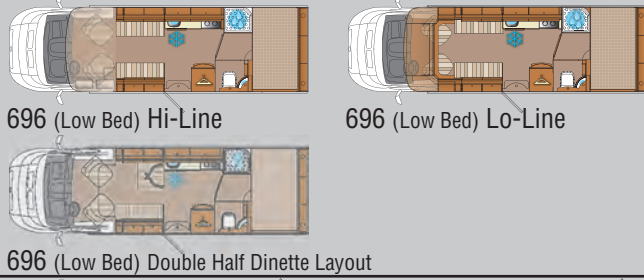
materials. Or why not simply stand back and admire the distinctive design and elegant smooth lines of the exterior bodywork. You will soon appreciate why Auto-Trail Motorhomes are regarded by many as Britain's most popular luxury leisure vehicles.

Whether you drive the camper-sized Tracker or the impressive Chieftain our commitment to your safety is paramount. Every Auto-Trail Luxury Leisure vehicle is fully compliant with Quality Standard ISO 9002 and the latest European standards governing motorhome construction and use. Our dedicated staff conduct rigorous and comprehensive inspections throughout the many production process of each motorhome, all aimed at affording you and your family the highest level of safety and complete peace of mind.

Technical Layouts



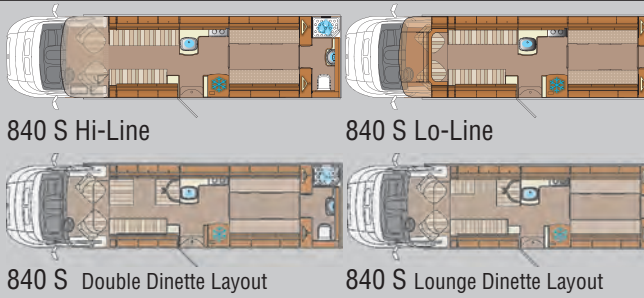
CHEYENNE



696 (Low Bed) Double Half Dinette Layout

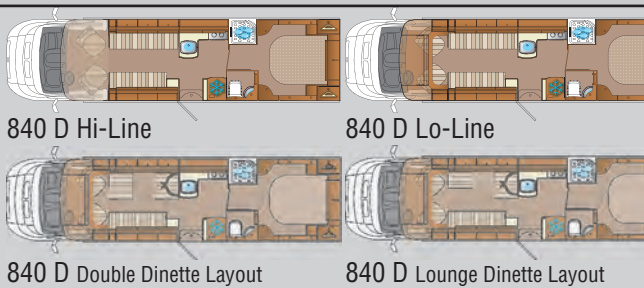


696G Double Half Dinette Layout



840 S Double Dinette Layout

840 S Lounge Dinette Layout



840 D Double Dinette Layout

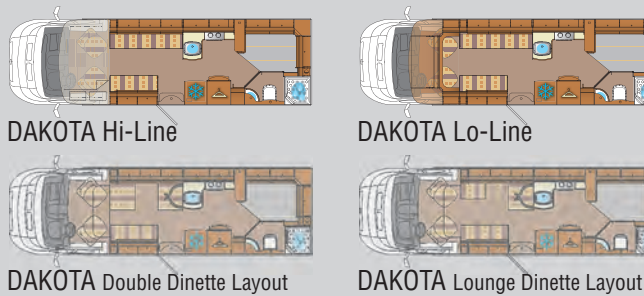
840 D Lounge Dinette Layout

Chassis Cab	Engine Power (BHP)	Overall Length	Unladen Mass (Std Model)	Max Authorised Weight	Max Bed Sizes
Fiat 40 Heavy or Mercedes Benz 315 or Mercedes Benz 318	130/Opt 157 or 150 or 184	7.40m (24'3") or 7.55m (24'9") or 7.55m (24'9")	3255kg or 3260kg or 3285kg	4000kg or 3880kg or 3880kg	2.10 x 1.24m & 2.10 x 1.38m
Fiat 40 Heavy or Mercedes Benz 315 or Mercedes Benz 318	130/Opt 157 or 150 or 184	7.40m (24'3") or 7.55m (24'9") or 7.55m (24'9")	3280kg or 3285kg* or 3310kg	4000kg or 3880kg or 3880kg	2.10 x 1.24m & 2.10 x 1.38m
Fiat 40 Heavy/Alko	130/Opt 157	8.61m (28'3")	3745kg	5000kg	2@ 1.85 x 0.85m & 2.10 x 1.52m
Fiat 40 Heavy/Alko	130/Opt 157	8.61m (28'3")	3772kg	5000kg	2@ 1.85 x 0.85m & 2.10 x 1.52m
Fiat 40 Heavy/Alko	130/Opt 157	8.61m (28'3")	*3745kg	5000kg	1.85 x 1.34m & 2.10 x 1.52m
Fiat 40 Heavy/Alko	130/Opt 157	8.61m (28'3")	*3772kg	5000kg	1.85 x 1.34m & 2.10 x 1.52m

February 2007 Launch



FRONTIER



DAKOTA Hi-Line

DAKOTA Lo-Line

DAKOTA Double Dinette Layout

DAKOTA Lounge Dinette Layout



















Fiat 40 Heavy/Alko or Mercedes Benz 315 or Mercedes Benz 318	130/Opt 157 or 150 or 184	7.74m (25'4") or 7.89m (25'10") or 7.89m (25'10")	3385kg or *3390kg or *3430kg	4250kg or 3880kg or 3880kg	1.83 x 1.28m & 2.10 x 1.22m
--	---------------------------	---	------------------------------	----------------------------	-----------------------------

Max G Dimensions - Length: 2170mm Width: 1400mm Height: 1185mm
G Door Aperture - Width: 745mm Height: 1094mm
Maximum Available Weights in G Area - Chieftain G: 250kg Cheyenne 696G: 150kg

* Indicates estimated weight. Note: Unladen mass includes the weight of the driver (75kg) and 90% full of fuel. Note: All dimensions and masses are subject to a tolerance.



FRONTIER

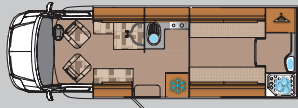
		Chassis Cab	Engine Power (BHP)	Overall Length	Unladen Mass (Std Model)	Max Authorised Weight	Max Bed Sizes
Optional Layout	 MOHICAN Hi-Line	Fiat 40 Heavy/Alko or Mercedes Benz 315 or Mercedes Benz 318	130/Opt 157 or 150 or 184	7.47m (24'6") or 7.62m (25'0") or 7.62m (25'0")	3350kg or *3355kg or *3395kg	4250kg or 3880kg or 3880kg	2.10 x 1.37m
	 MOHICAN Lo-Line						
	 MOHICAN Double Dinette Layout						
	 MOHICAN Lounge Dinette Layout						
Optional Layout	 SCOUT Hi-Line	Fiat 40 Heavy/Alko or Mercedes Benz 315 or Mercedes Benz 318	130/Opt 157 or 150 or 184	7.74m (25'4") or 7.89m (25'10") or 7.89m (25'10")	3500kg or *3505kg or *3545kg	4250kg or 3880kg or 3880kg	1.83 x 1.22m & 2.10 x 1.75m
	 SCOUT Lo-Line						
	 SCOUT Lounge Dinette Layout						
Optional Layout	 ARAPAHO Hi-Line	Fiat 40 Heavy/Alko	130/Opt 157	8.73m (28'7")	3870kg	5000kg	1.83 x 1.22m & 2.10 x 2.00m
	 ARAPAHO Hi-Line						
	 ARAPAHO Lounge Dinette Layout						
Optional Layout	 CHIEFTAIN Hi-Line	Fiat 40 Heavy/Alko	130/Opt 157	8.73m (28'7")	3770kg or 3797kg	5000kg	2.10 x 1.80m & 2.10 x 1.38m
	 CHIEFTAIN Lo-Line						
	 CHIEFTAIN Double Dinette Layout						
	 CHIEFTAIN Lounge Dinette Layout						
Optional Layout	 CHIEFTAIN G Hi-Line	Fiat 40 Heavy/Alko	130/Opt 157	8.73m (28'7")	3800kg or 3827kg	5000kg	2.10 x 1.80m & 2.10 x 1.38m
	 CHIEFTAIN G Lo-Line						
	 CHIEFTAIN G Double Dinette Layout						
	 CHIEFTAIN G Lounge Dinette Layout						

Important: When using your vehicle or adding extra equipment, it is important that individual axle loading weights or the Maximum Authorised Weight is not exceeded. This would not only automatically invalidate any warranties, but also it could affect your safety and the handling of the vehicle. An overloaded vehicle could lead to prosecution. If you are unclear or need any further guidance as to any of the technical aspects in the operation and driving of your new Auto-Trail motorhome, please consult your supplying dealer prior to driving your vehicle on the public highway.

* Indicates estimated weight. Note: Unladen mass includes the weight of the driver (75kg) and 90% full of fuel. Note: All dimensions and masses are subject to a tolerance.



MIAMI



740S Lo-Line



740S Optional Layout

Optional Layouts



740D Lo-Line

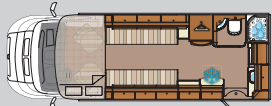


740D Optional Layout

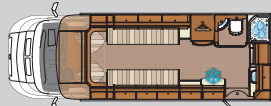
Chassis Cab	Engine Power (BHP)	Overall Length	Unladen Mass (Std Model)	Max Authorised Weight	Max Bed Sizes F = Front R = Rear
Renault Master	115/135	7.39m (24'3")	3050kg	3800kg	2@ 1.83 x 0.70m & 2.1 x 1.22m
Renault Master	115/135	7.39m (24'3")	3190kg	3800kg	1.94 x 1.26m & 2.1 x 1.22m



CHEYENNE



630 Hi-Line



630 Lo-Line

Optional Layouts



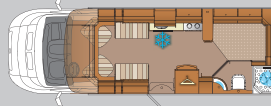
630 Double Dinette Layout



630 Lounge Dinette Layout



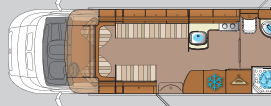
632 Hi-Line



632 Lo-Line



635 Hi-Line



635 Lo-Line

Optional Layouts



635 Double Dinette Layout



635 Lounge Dinette Layout



660 Hi-Line



660 Lo-Line

Optional Layouts



660 Double Half Dinette Layout

Fiat 35 Light	130/Opt 157	6.70m (21'11")	3045kg	3500kg	2.10 x 1.86m (or 2 singles)
Fiat 35 Light	130/Opt 157	6.70m (21'11")	3072kg	3500kg	2.10 x 1.86m (or 2 singles)
Fiat 35 Light	130/Opt 157	6.70m (21'11")	3090kg	3500kg	1.83 x 1.26m & 2.10 x 0.85m
Fiat 35 Light	130/Opt 157	6.70m (21'11")	3085kg	3500kg	2.10 x 1.20m
Fiat 35 Light	130/Opt 157	6.70m (21'11")	3112kg	3500kg	2.10 x 1.20m
Fiat 40 Heavy or Mercedes Benz 315 or Mercedes Benz 318	130/Opt or 150 or 184	7.40m (24'3") or 7.55m (24'9") or 7.55m (24'9")	3245kg or 3250kg* or 3275kg*	4000kg or 3880kg or 3880kg	1.83 x 1.26m & 2.10 x 1.22m

Important: When using your vehicle or adding extra equipment, it is important that individual axle loading weights or the Maximum Authorised Weight is not exceeded. This would not only automatically invalidate any warranties, but also it could affect your safety and the handling of the vehicle. An overloaded vehicle could lead to prosecution. If you are unclear or need any further guidance as to any of the technical aspects in the operation and driving of your new Auto-Trail motorhome, please consult your supplying dealer prior to driving your vehicle on the public highway.

* Indicates estimated weight. Note: Unladen mass includes the weight of the driver (75kg) and 90% full of fuel. Note: All dimensions and masses are subject to a tolerance.

Auto Trail

Stockists Stamp:

Auto-Trail VR Limited, Trigano House, Genesis Way, Grimsby,
North East Lincolnshire, DN37 9TU.

Tel: +44(0) 1472 571000 Fax: +44(0) 1472 571001

e-mail: sales@auto-trail.co.uk

For further information on models, specifications, technical information and much much more...
...please visit our website

www.auto-trail.co.uk

Parts Department Tel +44(0) 1472 571003 Fax +44(0) 1472 571002



Warranty Included

Auto-Trail have endeavoured to convey to all our customers all the benefits which are available within the industry. With this in mind we have extended the normal manufacturers warranty to include cover for major items for an extra period, giving peace of mind for a total of 36 months. Full details are outlined in a policy document. Please contact your official Auto-Trail stockist for further information.



A new call centre reserved for motorhome drivers is now available. All you have to do is call 00800-3428 1111 and a knowledgeable operator speaking your language will give you comprehensive information on the product and the services offered, and will transfer your call to a specialist technician or to Fiat Camper Assistance, the on-road assistance team for the service of motorhome customers.

You can call from any European country, 24 hours a day, 7 days a week, to get immediate help. The best specialists will assist you in the event of an accident, a breakdown, lack of fuel, loss of keys, partial theft, etc. During vehicle repairs, you can benefit from a replacement vehicle of suitable size and hotel accommodation.

To enable you to resume your journey as soon as possible, the Fiat Camper Assistance call centre remains in direct contact with you and the workshop that is taking care of your vehicle. It can help them order the parts needed so as to ensure that your vehicle is repaired quickly as possible and you can resume your trip promptly.

All photographs show vehicles fitted with the optional SE pack and photographs may show other optional extras. The content of this publication is as accurate as possible from the information available at the time of going to press (February 2007). Auto-Trail Motorhomes reserve the right to alter specifications, prices and model ranges as materials and conditions demand, which could affect the unladen weight and therefore can accept no responsibility for discrepancies between this information and subsequent models. All Motorhomes in this brochure conform to European Standards for Motorhomes: EN1646



The leader in camper sales in every European country, Fiat stands out, for the services it offers you as you travel and the maintenance services it provides for your vehicle. The credit goes to a European network of over 7,400 Fiat Ducato service centres, where you can find fully equipped workshops, specialist personnel, and all the parts you may need for your motorhome.

To give you the all-round solutions, Fiat Ducato has established in Europe over 1,100 specialist centres: the Fiat Camper Assistance workshops – with workshop dimensions to accommodate motorhomes, lifts and parking areas suitable for your vehicle – where motorhome drivers are always welcome.

