

bessacarrcameo



Individually styled
Beautifully built




CAMEO 525 SL

ultimate

luxury touring

High gloss, one-piece, thick gauge aluminium sidewalls and new Rimfire alloy wheels redefine the exterior of the Bessacarr Cameo which offers the ultimate in luxury touring. This desirable five model range is also enhanced with a new soft furnishing option in the soft caramel tones of Endrique.



Occasional coffee table



CAMEO 645 GL

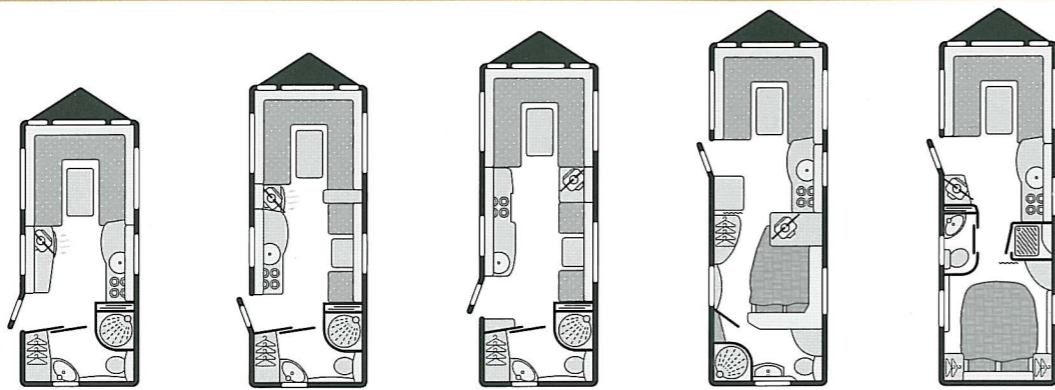
classic interior styling

Sophisticated interiors continue to provide the comfort, high specification and classic styling for which Bessacarr is renowned. Two additional luxurious soft furnishing schemes are available to complement the Cameo's rich Cherry Wave furniture – sumptuous cream leather or warm chenille in Rivoli green.



Adjustable head/backrest to front single beds

CAMEO SPECIFICATION & FEATURES



MODEL	495SL	525SL	550GL	625GL	645GL
Berths	2	3 (opt 4)	3 (opt 4)	4	4
Number of Axles	1	1	2	2	2
Internal Length (at bed box height)	4.78m/15'8"	5.43m/17'10"	5.85m/19'2"	6.27m/20'7"	6.27m/20'7"
Maximum Internal Headroom	1.95m/6'5"	1.95m/6'5"	1.95m/6'5"	1.95m/6'5"	1.95m/6'5"
Overall Width	2.23m/7'4"	2.23m/7'4"	2.23m/7'4"	2.23m/7'4"	2.23m/7'4"
Overall Height (including TV aerial)	2.68m/8'10"	2.68m/8'10"	2.68m/8'10"	2.68m/8'10"	2.68m/8'10"
Overall Length	6.43m/21'1"	7.08m/23'3"	7.50m/24'7"	7.92m/26'0"	7.92m/26'0"
Mass in Running Order (including tolerance)	1300kg/25.6cwt	1398kg/27.5cwt	1499kg/29.5cwt	1610kg/31.7cwt	1569kg/30.9cwt
Essential Habitation Equipment Payload	105kg/2.1cwt	105kg/2.1cwt	105kg/2.1cwt	105kg/2.1cwt	105kg/2.1cwt
Personal Effects Payload	105kg/2.1cwt	131kg/2.6cwt	136kg/2.7cwt	140kg/2.8cwt	140kg/2.8cwt
Optional Equipment Payload	40kg/0.8cwt	60kg/1.2cwt	60kg/1.2cwt	40kg/0.8cwt	40kg/0.8cwt
Maximum Technical Permissible Laden Mass	1550kg/30.6cwt	1694kg/33.4cwt	1800kg/35.5cwt	1895kg/37.4cwt	1854kg/36.6cwt
Awning A/A Dimension†	9.10m/29'10"	9.74m/32'0"	10.07m/33'0"	10.49m/34'5"	10.49m/34'5"
Tyre Size	205/65 r15 102	195/70 r15 104	175/65 r14 86	175/65 r14 86	175/65 r14 86


BED SIZES	495SL	525SL	550GL	625GL	645GL
Front Double**	208cm x 190cm/6'10" x 6'3"	208cm x 180cm/6'10" x 5'11"	208cm x 180cm/6'10" x 5'11"	208cm x 180cm/6'10" x 5'11"	208cm x 180cm/6'10" x 5'11"
or one Single	190cm x 71cm/6'3" x 2'4"	190cm x 71cm/6'3" x 2'4"	190cm x 71cm/6'3" x 2'4"	190cm x 71cm/6'3" x 2'4"	180cm x 71cm/5'11" x 2'4"
and one Single	190cm x 71cm/6'3" x 2'4"	180cm x 71cm/5'11" x 2'4"	190cm x 71cm/6'3" x 2'4"	180cm x 71cm/5'11" x 2'4"	175cm x 71cm/5'9" x 2'4"
Rear Double				192cm x 138cm/6'4" x 4'6"	186cm x 134cm/6'1" x 4'5"
Side Single (offside)		180cm x 66cm/5'11" x 2'2"	180cm x 66cm/5'11" x 2'2"		
Side Single (nearside)					
Optional Side Bunk					
Optional Bunk		178cm x 56cm/5'10" x 1'10"	178cm x 56cm/5'10" x 1'10"		

† Note on awning sizes: Due to the varying awning designs and sizes the awning sizes given are approximate only.

Specific awning sizes must be confirmed by your dealer or the awning manufacturer prior to purchase.

†† Double bed size is quoted with wrap round seating.

FABRIC OPTIONS



ENDRIQUE
Warm, caramel tones with shades of cream and taupe




CREAM LEATHER
Complemented with cream Rivoli chenille fabric



RIVOLI GREEN
Calm green tones in warm chenille



DOMESTIC STYLE EXTRACTOR FAN
with two-speed fan and halogen lights



ENTERTAINMENT SYSTEM
DVD/CD/MP3 player and Radio



PANORAMIC SKYLIGHT
electrically operated with pleated blind and flyscreen

BODY AND EXTERIOR EQUIPMENT

- Overall body width 2.23m / 7'4"
- AL-KO galvanised steel chassis with Euro-Axle(s)
- Shock absorbers
- AL-KO Euro overrun device with two-way assisted handbrake
- AL-KO AKS 3004 Stabiliser
- **NEW** AL-KO side mountable jack
- Heavy duty corner steadies, lockable at the rear
- Hitch and A-frame cover with gas compartment light and plug tidies
- **NEW** 15" "Rimfire" alloy wheels - single axle models
- **NEW** 14" "Rimfire" alloy wheels - twin axle models

- Spare wheel (steel) on underslung carrier
- **NEW** one-piece, high gloss, thick gauge aluminium sidewalls
- Moulded full height front panel with stainless steel grab handles, three opening windows and door with gas struts
- Moulded rear panel with full width grab handle, spoiler, high-level brake light and unique rear light clusters
- Flush fitting, aluminium framed double-glazed opening windows with night ventilation position
- Seitz one-piece entrance door with opening window with integral blind and flyscreen

- Exterior access battery box with aerial inlet and mains electric inlet (battery not included)
- Lined external access locker with 230V external socket
- External access door under fixed bed (625GL)
- Gas barbecue point with isolation valve
- Flush fitting awning light on both sides
- Side direction indicator repeater lights
- Fixing points for rear-mounted cycle rack
- 25mm 'sandwich' sidewalls with HD polystyrene insulation core
- 32mm semi-'sandwich' roof with HD polystyrene insulation core
- 44mm 'sandwich' floor with styrofoam insulation

LIVING AREA

- Soft furnishings in Rivoli Green, **NEW** Endrique (no-cost options) or cream leather/Rivoli (cost option)
- Large upper lockers with ash-framed doors and push locks
- Rolled edged hardwood mouldings to worktops and tables
- Fixed bed with aluminium frame to maximise strength and storage space (625GL & 645GL)

- 6'3" long front bed (model specific)
- Adjustable head/backrest to front single beds
- Hinged seat and bed tops supported in open position for easy access
- Mattresses and seat cushions supported by beech slats for extra comfort
- Sprung interior mattresses, seat and backrest cushions
- Seat and backrest ventilation boards

- Wrap-round front seating with occasional coffee table or optional chest of drawers
- Free-standing table with dedicated storage location
- 4 x scatter cushions
- Bolster cushions
- Twin curtain track for improved hanging and ease of use
- Removable carpets over woodblock effect vinyl flooring

KITCHEN

- 107 litre fridge with curved door, electronic ignition and digital controls for energy selection and temperature (except 625GL)
- 147 litre fridge/freezer with curved door, electronic ignition and digital controls for energy selection and temperature (625GL only)
- Recessed stainless steel bowl

- Removable drainer with dedicated storage
- Food grade nylon chopping board with dedicated storage
- Chrome finish brass pillar tap with long spout
- Stoves thermostatic oven and separate grill
- Stoves dual fuel hob with 800W electric hotplate and 3 gas burners with electronic ignition and flame failure protection

- Glass hob lid with safety cut-out feature
- Built-in microwave oven
- Domestic style extractor fan with two-speed fan and 2 halogen lights
- Slide-out storage rack (model specific)
- Stainless steel kitchen rail, condiment set and kitchen roll holder (model specific)

WASHROOM

- Fully fitted luxury washroom with shower cubicle

- Thetford cassette toilet with independent tank and electric flush
- Chrome finish mixer taps and shower equipment

- Multi-directional rooflight with flyscreen
- Opening window
- Removable hanging rail in shower (model specific)

FITTINGS AND EQUIPMENT

- Electrically operated panoramic skylight with pleated blind and flyscreen (2 on 625GL & 645GL)
- Clear standard size skylight(s) with pleated blind and flyscreen

- Cassette flyscreens and blinds on all windows (pleated on sides and rear)
- Battery operated clock
- Gas regulator for Propane and Butane mounted on front bulkhead
- Isolation taps for gas appliances

- Smoke alarm
- Entrance step
- Entrance mat with embroidered logo in tray
- Umbrella stand
- Domestic style cabinet hinges
- Bunk ladder (when bunks fitted)

HEATING AND PLUMBING

- Alde radiator central heating and hot water system and with programmable timer/thermostat (twin-axle models)
- Dual fuel gas and 800W mains electric storage water heater (single-axle models)

- Dual fuel 3kW gas and 2kW electric space heater (single-axle models)
- Blown air system ducted to living, sleeping and washroom areas (single-axle models)
- Grade 2 classification for heating and thermal insulation (for use in low ambient temperatures)

- Internal fresh water tank (40 litres) with filling pump and level gauge
- Main water connection point
- Self-priming water pump
- Wheeled waste water tank (22 litres)
- Large bore underslung rigid waste pipes

ELECTRICAL

- Fully protected mains electric system with four internal 230V sockets and one external
- 18 amp switchmode charger/transformer
- 12V control panel over exterior door
- Programmable timer for Alde heating system (twin-axle models)
- Solar panel connection provision

- DVD/CD/MP3 player/radio
- Two TV stations with 230V, 12V and coax aerial sockets
- DVD socket output socket at one TV station
- Status 530 directional TV/FM aerial and booster
- Mains lights with dimmer control on front locker corner panels

- Halogen ceiling lights in living and washroom areas
- Halogen downlights in kitchen
- Halogen adjustable spotlights in lounge and sleeping areas
- Low-level entrance area light
- 25 metre mains hook-up cable

SAFETY AND SECURITY

- AL-KO Secure portable wheel lock(s) - one for single-axle models and two for twin-axle models
- Passive infra-red alarm system with tilt sensor and key fob operation

- Lockable rear corner steadies (padlock not supplied)
- CRiS identity number etched to windows and caravan chassis
- Concealed security data chip within caravan construction

- Single key for all locks
- All models comply with British and European safety standards



All Bessacarr models have been certified by the National Caravan Council for compliance with stringent European Standards, British Legislation and industry set Codes of Practice specifically relating to health and safety issues.


The approval process covers the testing and inspection of critical areas of the product from fire safety, weights and dimensions, to gas, electrics and ventilation. Every Bessacarr caravan carries the "NCC Approved Caravan" badge.

The NCC also conduct unannounced inspections at the Swift Group factory to ensure continued compliance.

NCC Approval gives you peace of mind that your caravan is legal and safe.



For added security all Bessacarr caravans come registered with the Caravan Registration and Identification Scheme (CRIS), the UK's official database of caravans and their keepers. Bessacarr caravans not only carry the unique 17 digit CRIS Vehicle Identification Number (VIN) die stamped into the chassis, but windows are also etched with the VIN and there is an electronic tag embedded within the bodywork for extra security. Specialist insurance companies increasingly require registration with CRIS before granting cover and when you come to sell your caravan your CRIS registration will prove invaluable.



CAMEO 645 GL



BESSACARR CARAVANS

Dunswell Road, Cottingham, East Yorkshire HU16 4JX.

Tel: 01482 847332 Fax: 01482 841042

email: enquiry@swiftleisure.co.uk website: www.bessacarrcaravans.co.uk

A MEMBER OF THE SWIFT GROUP

Individually styled
Beautifully built

This brochure does not constitute an offer by Swift Group Limited (Swift). Swift reserves the right to alter specifications and prices at any time as materials and conditions demand. Distributors and dealers sell Bessacarr products on their own account and not as agents of Swift. Accordingly, they have no authority to bind Swift or to make any representation or undertaking whatsoever on behalf of Swift.

TOURING CARAVAN MODEL YEAR

The model year runs from 1st September to 31st August.

For example, the earliest a 2007 model would be registered under the Caravan Registration Identification Scheme (CRIS) is 1st September 2006.

All props are for photographic purposes only and are not included in the specification
Issued September 2006

Cars courtesy of Volvo Cars UK Limited

YOUR LOCAL DEALER