

2 0 0 7 COLLECTION



Live life  
to the full!



[www.caravelair.tm.fr](http://www.caravelair.tm.fr)

# 2 0 0 7 COLLECTION

4-5

ANTARES LUXE

6-7

AMBIANCE STYLE

10-11

HERMITAGE

12-13

EDEN



**CARAVELAIR** is made in France at Tournon sur Rhône (near Lyon). This factory is one of the largest in Europe (200 000 m<sup>2</sup>, 890 workers) producing more than 7 300 caravans every year and exporting all over Europe !

The **CARAVELAIR 2007** collection is for the first time entirely built for the **British Market** with a comprehensive range that will satisfy all customers from the first time user to the most experienced British caravanner :

**CONTINENTAL CARAVANS**  
adapted to UK specification

- ANTARES LUXE
- AMBIANCE STYLE

**PREMIER UK RANGE** : NCC Approved

- HERMITAGE
- EDEN



4-5

ANTARES LUXE 410



ANTARES LUXE 486

# ANTARES LUXE



## Entry Level

Discover the Antares Luxe model, the best market compromise for the «small budget» from 4 to 6 berths. This very light and compact caravan is built to simplify your life and with its GRP body will be sure to serve you for many years of caravanning. Fully modernised interior design to meet your demands in comfort and style! Enjoy life and leave with the Antares Luxe for truly happy holidays!



ANTARES LUXE 410



# AMBIANCE STYLE



## Mid Range

If you are seeking a caravan combining state-of-the-art features with quality (GRP) and well-being, the Ambiance Style was created with you in mind. Its tasteful interior and stylish exterior were designed to meet all your needs. Choose a new kind of holiday with the Ambiance Style!

AMBIANCE STYLE 450

AMBIANCE STYLE 400



# ANTARES LUXE FEATURES



## EXTERIOR

GRP smooth body sides  
GRP roof  
Reinforced roof  
Tow bar cover  
Galvanised steel chassis  
ALKO axle  
Garage door on 486  
Large front window with curved lower part  
Single drain point  
All opening windows  
White streamlining outlines  
Awning light  
Wheel box insulation

## EQUIPMENT

Water heater Trumatherme 5L  
Dedicated TV point  
Water tank 20 L  
3 pin british plugs and sockets  
Waterproof battery box  
Battery loader  
All opening windows with flyscreen and blind

## LIVING ROOM / BEDROOM

Raised from edges on shelves  
Laths bed slats  
Fire retardant upholstery  
Reading lights in children room

## KITCHEN

Grill and oven on 410, 486  
Serial 70 L fridge  
Big Fridge (142L) on 410 and 486

## WASHROOM

Shower tray and flexible hose  
Electrical Thetford toilet  
Shower curtain



ATLANTA  
UPHOLSTERY



Comes to you ready to use ...

Antares Luxe 375



Antares Luxe 425



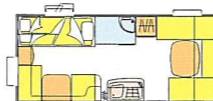
Antares Luxe 410



Antares Luxe 486



Antares Luxe 496



## Berths

	4	4	4	6	6
Overall length	5.33m/17'53"	5.83m/19'18"	5.83m/19'18"	6.63m/21'81"	6.63m/21'81"
Internal length	3.70m/12'17"	4.20m/13'81"	4.20m/13'81"	5.00m/16'45"	5.00m/16'45"
Overall width	2.10m/6'90"	2.10m/6'90"	2.30m/7'56"	2.30m/7'56"	2.30m/7'56"
Internal width	1.95m/6'5"	1.95m/6'5"	2.15m/7'1"	2.15m/7'1"	2.15m/7'1"
Overall height	2.58m/8'5"	2.58m/8'5"	2.58m/8'5"	2.58m/8'5"	2.58m/8'5"
Internal height	1.95m/6'5"	1.95m/6'5"	1.95m/6'5"	1.95m/6'5"	1.95m/6'5"
Tyre size	165/80R13	175R14C	185/65R14	175R14C	175R14C
Awning size	8.17m/26'87"	8.67m/28'52"	8.67m/28'52"	9.47m/31'15"	9.47m/31'15"
Opening windows	5	5	4	6	8
MTPLM	950kg/18.7 cwt	975kg/19.2 cwt	1100kg/21.62 cwt	1250kg/24.6 cwt	1250kg/24.6 cwt
Empty weight	740kg/14.6 cwt	760kg/14.9 cwt	875kg/17.2 cwt	1020kg/20 cwt	1010kg/19.9 cwt
Total user payload	210kg/4.1 cwt	215kg/4.2 cwt	225kg/4.4 cwt	230kg/4.5 cwt	240kg/4.7 cwt

Bed sizes	1 x Double 1.40m x 1.90m 1 x Single 90/60m x 190m	1 x Double 1.35m x 1.95m 1 x Double 1.25m/1.15m x 1.95m	1 x Double 1.40m x 1.95m 1 x Double 110/105m x 1.70m	1 x Double 1.40m x 1.95m 1 x Double 1.35m x 1.70m 2 x Single 0.75m x 2.15m	1 x Double 1.50m/1.30m x 2.10m 1 x Single 1.90m x 0.90m 3 x Single 0.75m x 1.90m
-----------	--	--	---	--	--

# AMBIANCE STYLE FEATURES



## EXTERIOR

GRP smooth body sides  
GRP roof  
Reinforced roof  
Tow bar cover  
Galvanised steel chassis  
ALKO axle  
Large front window with curved lower part  
Single drain point  
All opening windows  
White streamlining outlines  
Awning light  
Vertical rear light support with integrated round lights  
Side skirt  
3rd brake light in upper position  
Reinforced corner steadies on 450  
AKS  
Shock absorbers  
Serial spare wheel  
Wheel box insulation

## EQUIPMENT

Water Heater Trumatherme 5L  
Gas heater  
Fix water tank 40 L  
Used water tank  
Dedicated TV place  
All opening windows with flyscreen and blind  
Translucide skylight Rémis 600 x 600 with blinding  
3 pin british plugs and sockets  
Waterproof Battery box  
Battery Loader

## LIVING ROOM / BEDROOM

Raised from edges on shelves  
Laths bed slats and high quality mattress  
Fire retardant upholstery  
Reading lights in children room  
2 independent spots at the front of the bed  
Alcove under the cupboards  
Decorative light on upper cupboards


## KITCHEN

Grill and oven on 450  
Fridge 81L (450) or 88L (400)  
Water heater

## WASHROOM

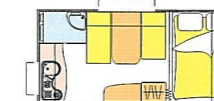
Shower tray and flexible hose  
Electrical Thetford toilet  
Shower curtain

DUNE  
UPHOLSTERY



Comes to you ready to use ...

Ambiance Style 400



Ambiance Style 450



## Berths

	4	4
Overall length	5.83m/19'18"	6.63m/21'81"
Internal length	4.20m/13'81"	5.00m/16'45"
Overall width	2.10m/6'90"	2.30m/7'56"
Internal width	1.95m/6'5"	2.15m/7'1"
Overall height	2.58m/8'5"	2.58m/8'5"
Internal height	1.95m/6'5"	1.95m/6'5"
Tyre size	185/65R14	185/65R14
Awning size	8.67m/28'52"	9.47m/31'15"
Opening windows	4	7
MTPLM	1100kg/21.6 cwt	1250kg/24.6 cwt
Empty weight	840kg/16.5 cwt	1000kg/19.6 cwt
Total user payload	260kg/5.1 cwt	250kg/4.9 cwt

Bed sizes	1 x Double 1.40m x 1.95m 1 x Double 1.10m/1m x 1.95m	2 x Single 0.85m x 1.90m 1 x Double 1.30m/1.20m x 2.10m
-----------	---	--

HERMITAGE 546



HERMITAGE 546



# HERMITAGE



## Contemporary and comfortable !

With its top quality equipment and design, the Hermitage offers 4 layouts with 2, 4 and 6 berths. Caravelair's range of caravans are built to motorhome standards with Glass Reinforced Plastic "GRP" that will stand the test of time. The overall effect is harmonious and welcoming. Feel the comfort !

HERMITAGE 522



12-13



EDEN 542



# EDEN



## The ultimate !

The Eden is a luxurious caravan offering superior fittings with a sumptuous interior design for your ultimate enjoyment. The exterior look has been carefully designed in a highly resistant polyester coating. With the Eden you will simply enjoy unparalleled luxury and contemporary design without compromise to specification. **Luxury Holiday !**

EDEN 542

# HERMITAGE FEATURES



### EXTERIOR

- GRP roof, sides and rear panels
- Tow bar cover
- Galvanised steel chassis
- ALKO axle
- Axle allowing the option alloy wheel rim
- Wheel cover
- Reinforced corner steadies
- A-Frame cover
- Awning light
- ABS front face and light support
- Front opening window in three parts
- Double glazed windows
- All opening windows with flyscreen and blind
- Spare wheel support in gasbottle box
- Gasbottle storage locker
- Door with fitted waste bin
- Door flyscreen
- Door retainer
- 2 parts exterior door
- Exterior access battery box
- External locker with 230 volts mains socket with transformer and battery charger

### EQUIPMENT

- Gas and electric Water Heater Trumastore
- Blown air heating
- Heki panoramic skylight with flyscreen and blind (1020 x 705 cm)
- 3 pin british plugs and sockets
- Halogen spot lights - 12V
- TV point pre-wired
- Smoke alarm
- Trumatic heater
- TV preparation
- Combined blinds and flyscreen
- Contemporary style furniture
- Heki skylight
- Blown air heating
- Comfortable fire-retardant upholsteries
- Analog clock
- All season caravanning preparation

### BEDROOM

- Laths bed slats
- Sprung mattress

### KITCHEN

- Stainless steel sink and drainer
- 4 gas burners
- Grill and Oven
- 3 way fridge 70 L.
- Hot water TRUMASTORE

### WASHROOM

- Shower tray
- Circular shower (472 - 522)
- Thetford cassette toilet
- Hot water system

LUCA UPHOLSTERY

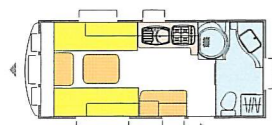


TERRACOTA UPHOLSTERY

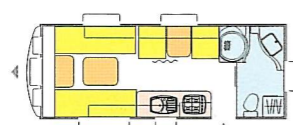


Comes to you ready to use ...

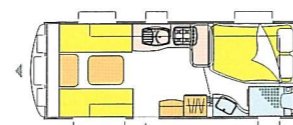
Hermitage 472



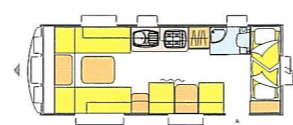
Hermitage 522



Hermitage 542



Hermitage 546



Berths	2	4	4	6
Overall length	6.4m/21'	7.11m/23'4"	7.11m/23'4"	7.31m/24'
Internal length	4.7m/15'5"	5.4m/17'8"	5.4m/17'8"	5.6m/18'4"
Overall width	2.3m/7'6"	2.3m/7'6"	2.3m/7'6"	2.3m/7'6"
Internal width	2.15m/7'1"	2.15m/7'1"	2.15m/7'1"	2.15m/7'1"
Overall height	2.58m/8'5"	2.58m/8'5"	2.58m/8'5"	2.58m/8'5"
Internal height	1.95m/6'5"	1.95m/6'5"	1.95m/6'5"	1.95m/6'5"
Tyre size	175R14C	175R14C	175R14C	175R14C
Awning size	9.22m/30'3"	9.92m/32'6"	9.92m/32'6"	10.12m/33'3"
Opening windows	8	8	8	10
MTPLM	1320kg/1390kg* 26cwt/27.3 cwt*	1450kg/1500kg* 28.5cwt/29.5 cwt*	1440kg/1500kg* 28.3cwt/29.5 cwt*	1420kg/1500kg* 27.9cwt/29.5 cwt*
Empty weight	1150kg/22.6 cwt	1260kg/24.8 cwt	1250kg/24.6 cwt	1200kg/23.6 cwt
Total user payload	170kg/240kg* 3.3cwt/4.7 cwt*	190kg/240kg* 3.7cwt/4.7 cwt*	190kg/250kg* 3.7cwt/4.9 cwt*	220kg/300kg* 4.3cwt/5.9 cwt*

\* Additional payload on request (please, ask your dealer for more information)

Bed sizes	1 x Double 2.15mx1.50m or 2 x Single 1.90mx0.68m	1 x Double 2.15mx1.48m or 2 x Single 1.88mx0.68m 1 x Single 1.80mx0.63m 1 x Single 1.65mx0.58m	1 x Double 2.15mx1.30m or 2 x Single 1.72mx0.68m 1 x Double 1.90mx1.40m	1 x Double 2.15mx1.49m or 2 x Single 1.89mx0.68m 1 x Single 1.80mx0.63m 1 x Single 1.65mx0.58m 2 x Rear bunks 1.82mx0.65m
-----------	---	---	---	---

# EDEN FEATURES



### EXTERIOR

- GRP back with highline brake light
- GRP side panels
- GRP roof
- Galvanised steel chassis
- ALKO axle
- Alloy wheels
- A-Frame cover
- Heavy duty corner steadies
- ABS front face and light support
- Front opening window in three parts
- Double glazed windows
- Awning light
- Spare wheel support in gasbottle box
- Gasbottle storage locker
- Door with fitted waste bin
- Door flyscreen
- Door retainer
- 2 parts exterior door with window
- Exterior access battery box
- External locker with 230 volts mains socket with transformer and battery charger

### EQUIPMENT

- Electric and gas Water Heater Trumastore
- Trumatic heater
- Combined blinds and flyscreen
- Modern furniture style
- Heki skylight
- Blown air
- Comfortable fire-retardant upholsteries
- Lined curtains
- Classical furniture design
- 3 pin british plugs and sockets
- Outside Battery box
- Battery Loader
- Heki panoramic skylight with flyscreen and blind (1020 x 705 cm)
- TV Antenna
- Removable carpet
- Door flyscreen
- Smoke alarm

### BEDROOM

- Laths bed slats
- Sprung mattress

### KITCHEN

- Stainless steel sink and drainer
- 4 gas burners
- Grill and Oven
- 3 way fridge 80 L.
- Hot water TRUMASTORE
- Extractor Fan

### WASHROOM

- Shower tray
- Circular shower (472 - 522)
- Thetford cassette toilet
- Hot water system

LUCA UPHOLSTERY

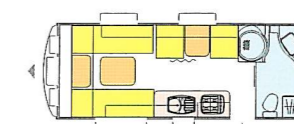


Comes to you ready to use ...

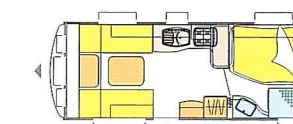
Eden 472



Eden 522



Eden 542



Berths	2	4	4
Overall length	6.4m/21'	7.11m/23'4"	7.11m/23'4"
Internal length	4.7m/15'5"	5.4m/17'8"	5.4m/17'8"
Overall width	2.3m/7'6"	2.3m/7'6"	2.3m/7'6"
Internal width	2.15m/7'1"	2.15m/7'1"	2.15m/7'1"
Overall height	2.58m/8'5"	2.58m/8'5"	2.58m/8'5"
Internal height	1.95m/6'5"	1.95m/6'5"	1.95m/6'5"
Tyre size	175R14C	175R14C	175R14C
Awning size	9.22m/30'3"	9.92m/32'6"	9.92m/32'6"
Opening windows	8	8	8
MTPLM	1330kg/1390kg* 26.2cwt/27.3 cwt*	1470kg/1500kg* 28.9cwt/29.5 cwt*	1460kg/1500kg* 28.7cwt/29.5 cwt*
Empty weight	1160kg/22.8 cwt	1280kg/25.1 cwt	1270kg/25 cwt
Total user payload	170kg/230kg* 3.3cwt/4.5 cwt*	190kg/220kg* 3.7cwt/4.3 cwt*	190kg/230kg* 3.7cwt/4.5 cwt*

\* Additional payload on request (please, ask your dealer for more information)

Bed sizes	1 x Double 2.15mx1.50m or 2 x Single 1.90mx0.68m	1 x Double 2.15mx1.48m or 2 x Single 1.88mx0.68m 1 x Single 1.80mx0.63m 1 x Single 1.65mx0.58m	1 x Double 2.15mx1.30m or 2 x Single 1.72mx0.68m 1 x Double 1.90mx1.40m
-----------	---	---	---



## THE 2007 COLLECTION

Once again, Caravelair has drawn on the manufacturer's skills and expertise in terms of developing high quality caravans to offer you redesigned and improved exterior profiles and tasteful interiors.

Come and see how we manage to combine elegance, comfort, style and well-being.

Take a look at all our models, they offer innovative design down to the smallest detail to ensure you have that memorable family holiday you deserve.



[www.caravelair.tm.fr](http://www.caravelair.tm.fr)