

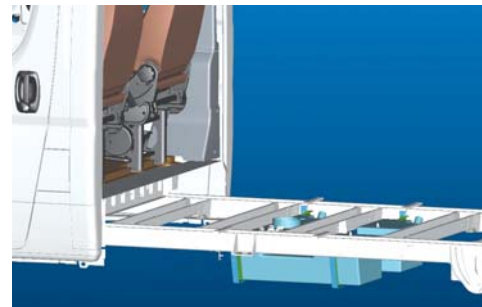
bessacarrmotorhomes warranty cover

for your peace of mind

All Bessacarr motorhomes come with a comprehensive warranty covering both the Fiat base vehicle and the coachbuilt conversion element of the product.

Swift Group Limited provides a three year warranty on the coachbuilt element of the motorhome. The warranty covers all the key elements of the motorhome in year one and continues with specified exceptions in years two and three. The warranty is subject to certain terms and conditions and full details can be found under the warranty section on www.swiftleisure.co.uk

Fiat provide a three year manufacturers warranty on the base vehicle and a three year pan European Camper Assistance roadside assistance and breakdown cover operated in conjunction with the RAC. Full details of this cover can be obtained from your local dealer and is subject to certain terms and conditions.



E500 Series

Special low line chassis with step down for maximum headroom in a sleek low profile design



All Swift Group models have been certified by the National Caravan Council for compliance with stringent European Standards, British Legislation and industry set Codes of Practice specifically relating to health and safety issues. The approval process covers the testing and inspection of critical areas of the product from fire safety, weights and dimensions, to gas, electrics and ventilation. Every Bessacarr motorhome carries the "NCC Approved Motor Caravan" badge.

The NCC also conduct unannounced inspections at the Swift factory to ensure continued compliance. NCC Approval gives you peace of mind that your motor caravan is legal and safe.

All Bessacarr motorhomes are European Whole Vehicle Type Approved. We believe that the Swift Group is currently the only UK manufacturer to have this approval.

This is your assurance that these motorhomes meet all European regulations, and have been constructed and conform to approved standards of safety and manufacturing.

Your Local Dealer



Individually styled
Beautifully built

Bessacarr Motorhomes,
Dunswell Road, Cottingham,
East Yorkshire HU16 4JX.

Tel: 01482 847332 Fax: 01482 841042

email: enquiry@swiftleisure.co.uk

website: www.bessacarrmotorhomes.co.uk

A MEMBER OF THE SWIFT GROUP

This brochure does not constitute an offer by Swift Group Limited (Swift). Swift reserves the right to alter specifications and prices at any time as materials and conditions demand. Distributors and dealers sell Bessacarr products on their own account and not as agents of Swift. Accordingly they have no authority to bind Swift or to make any representation or undertaking whatsoever on behalf of Swift. All props are for photographic purposes only and are not included in the specification. Issued October 2007.

bessacarrmotorhomes

E500 Low Profile Series



Individually styled
Beautifully built



ultimate

luxury touring

Bessacarr's renowned comfort, style and specification is extended to five models in the luxurious E500 range with the addition of the E510 Compact two-berth model, featuring parallel lounge seating.

High specification features include cab sunroof, swivelling, fully adjustable driver and passenger seats, contemporary soft furnishings and dual fuel Truma 'Combi' boiler with en route operation.

Above: E560
 Right: E540
 All models are fitted with optional Elegance Pack





classic

interior styling

Sophisticated interiors offer spacious washrooms, well-appointed kitchens, comfortable lounges and 'Ultra Comfort' domestic standard mattresses on fixed beds. The enviable feature list can be further heightened with the optional 'Elegance' pack and to enhance performance there is a new 160 MultiJet diesel engine option with Comfort-Matic automatic gearbox and cab air-conditioning.

Above: E560
Right: E560



compact model

The E510 Compact model is designed for couples who want high specification and living comfort as well as easy driving and manoeuvrability. Other benefits are more economical motoring and lower ferry costs.

At 5.9m long with an overall width of 2.27m and height of 2.79m, the E510 is both stylish and aerodynamic. An optional separate styled roof-rack and ladder can be added if required.



E510



E510

key range options



Blaupunkt TravelPilot Lucca 5.2 portable navigation and entertainment unit (part of optional Elegance Pack)



15" flatscreen TV (part of optional Elegance Pack)



Microwave

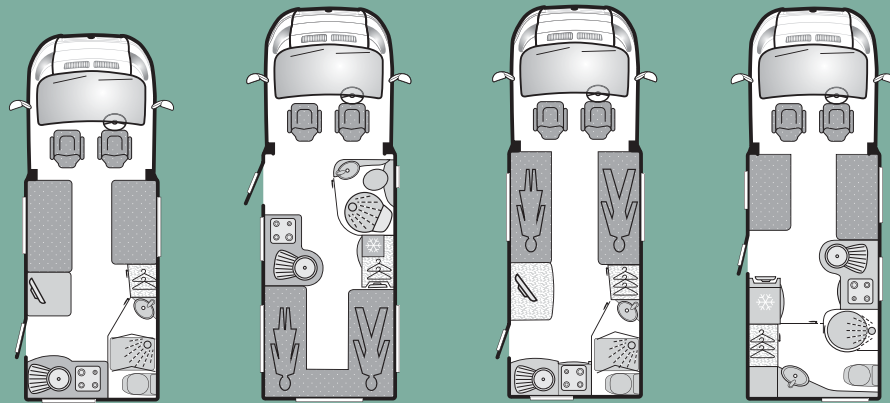


Above: E520



E560

E500 specification



MODEL	E510 Compact		E520		E530		E540	
	Standard	Optional	Standard	Optional	Standard	Optional	Standard	Optional
Fiat Multijet Diesel Engine	100	130	130	160 Auto	130	160 Auto	130	160 Auto
Engine Capacity	2198cc	2287cc	2287cc	2999cc	2287cc	2999cc	2287cc	2999cc
Engine Power	100bhp	130bhp	130bhp	157bhp	130bhp	157bhp	130bhp	157bhp
Engine Torque	250Nm	320Nm	320Nm	400Nm	320Nm	400Nm	320Nm	400Nm
Chassis	Fiat special low line		Fiat special low line		Fiat special low line		Fiat special low line	
Wheel Base	3.00m/9'10"		4.04m/13'3"		3.45m/11'4"		4.04m/13'3"	
Designated Passenger Seats	1		1		1		1	
Berths (sleeping positions)	2		2		2		2	
Overall Length*	5.90m/19'4"		6.54m/21'5"		6.54m/21'5"		6.54m/21'5"	
Overall Width (mirrors folded)	2.27m/7'5" *		2.35m/7'8"		2.35m/7'8"		2.35m/7'8"	
Overall Height	2.79m/9'2"		2.79m/9'2"		2.79m/9'2"		2.79m/9'2"	
Maximum Technical Permissible Laden Mass (A)	3300kg		3500kg		3500kg		3500kg	
Mass in Running Order (B)†	2785kg	2800kg	2960kg	3027kg	2935kg	3002kg	2945kg	3012kg
Maximum User Payload (A-B)	515kg	500kg	540kg	473kg	565kg	498kg	555kg	488kg
Essential Habitation Equipment	10kg		12kg		12kg		12kg	
Maximum Recommended Trailer Weight**	1090kg	1360kg	1660kg		1250kg		1660kg	
Gross Train Weight	5300kg	5800kg	6000kg		6000kg		6000kg	

BED SIZES	E510	E520	E530	E540
Front Double	2.06m x 1.38m/6'9" x 4'6"/4'1"		2.11m x 1.82m/6'11" x 6'0"	2.11m x 1.37m/4'6" x 4'6"/4'0"
Front Nearside Single	1.93m x 0.71m/6'4" x 2'4"		1.82m x 0.71m/6'0" x 2'4"	
Front Offside Single	1.78m x 0.71m/5'10" x 2'4"		1.82m x 0.71m/6'0" x 2'4"	
Rear Double		2.11m x 1.82m/6'11" x 6'0"		
Rear Nearside Single		1.92m x 0.70m/6'4" x 2'4"		
Rear Offside Single		1.82m x 0.70m/6'0" x 2'4"		

Note:

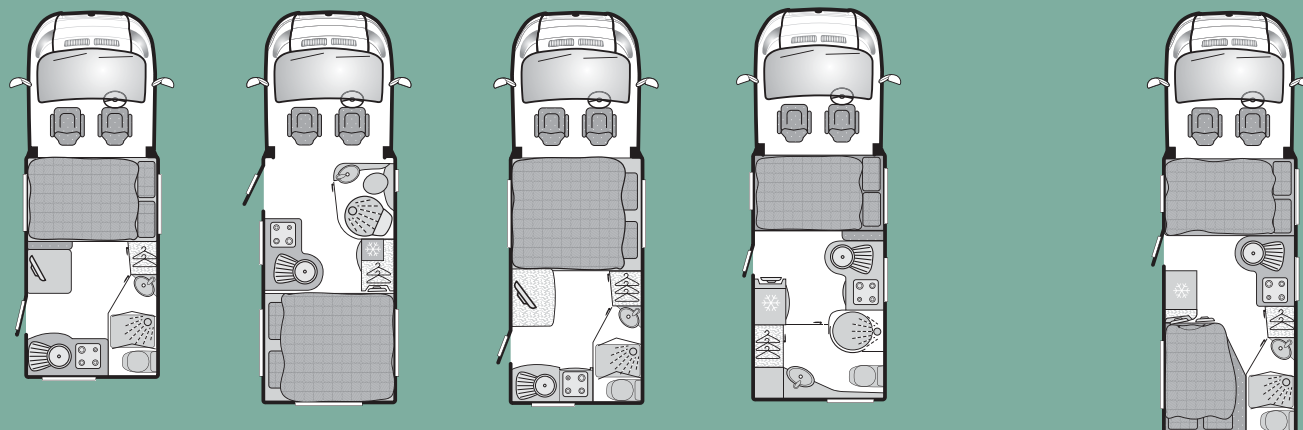
Does not allow for optional roof ladder (add 100mm).

† The Mass in Running Order is the mass of the unladen vehicle including a 75kg allowance for the driver plus engine coolants and 90% of the fuel tank, water tank and gas capacity.

* Overall width increases to 2.31m/7'7" with awning fitted.

** Please consult your dealer for more detailed towing information.

Bed sizes quoted with wrap round seating fitted.



features

Chassis-cab

Fiat Ducato X2/50 special low-line chassis with:

- Choice of Fiat Multijet diesel engines (See specification table)
- ABS brakes
- EBD (electronic brake force distribution)
- Extra wide rear track (except E510 Compact)
- Rear anti-roll bar
- Heavy duty rear extensions ready for optional homologated towbar
- Variable power steering
- Driver's airbag
- Electric operated and tinted cab windows
- Electrically adjusted and heated wing mirrors fitted with direction indicators
- Headlamp height adjustment
- Remote central locking
- Immobiliser with rolling code
- Radio/CD/MP3 player with iPod/MP3 connection and 4 speakers
- Driver and passenger seats both with:
 - Swivels
 - Height and rake adjustment
 - Two armrests
 - Full upholstered covers
 - Base surrounds
- Adjustable steering wheel position
- Concertina windscreen blind and side window blinds
- Cab carpet (removable)
- Lockable (Laptop PC size) central storage box
- Driver and passenger gloveboxes
- Door pockets with bottle holders
- Two DIN sockets
- 'Ferrara' light woodgrain dash trim

Body and Exterior Equipment

- Thick gauge one-piece aluminium sidewalls finished in gloss white
- One-piece GRP roof supported by 34mm sandwich construction
- Integrated longitudinal roof bars (except E510 Compact)
- Covered recess for optional awning (except E510 Compact)
- 70mm thick sandwich construction floor
- Full GRP rear panel with high-level brake light and camera housing
- Over-cab pod with double-glazed sunroof
- Gloss white finished front bumper
- Strong extruded aluminium skirts
- Remote central locking entrance door with gas-strut open retention, waste bin and opening window fitted with flyscreen and blind
- Service door for underseat/bed storage
- Fully double glazed opening windows with night-latch ventilation
- Flush fitting exterior light
- Compartment for 2 x 7kg gas bottles with fitted butane/propane regulator
- Fixing points for rear-mounted cycle rack
- Fiat 'Fix-&-Go' puncture repair and tyre inflation kit

Living Area

- 'Ferrara' light oak woodgrain furniture with matt nickel mouldings and details
- Hardwood framed furniture doors
- Choice of two soft furnishing schemes
- Swift Group patented 'spaceframe' locker construction
- Concertina adjustable blind for cab sunroof
- Heki skylight with flyscreen and adjustable blind
- Mini-Heki skylight with flynet and adjustable blind
- Flyscreens and pleated blinds fitted to all windows
- Bed mattresses and lounge area seat cushions on beech slats in strong aluminium frame; gas strut support for easy access.
- 'Ultra-Comfort' domestic standard fixed bed mattress in E560
- Sprung interior seat and backrest cushions
- Scatter cushions
- Seat backrest ventilation boards
- Free-standing table with dedicated storage location
- Adjustable swivel-arm coffee table
- Flat-screen TV bracket
- Removable carpets over woodblock effect vinyl flooring

- Domestic style mortice locks on washroom and wardrobe doors
- Removable stepwell mat
- Entrance doorway grab-handle
- Smoke alarm

Kitchen

- 150 litre two door fridge/freezer with Smart Energy Selection (SES), digital controls in E540 and E560
- 112 litre fridge with Smart Energy Selection (SES) and digital controls in E520
- 104 litre fridge with Smart Energy Selection (SES) and digital controls in E510 and E530
- Removable drainer with dedicated storage
- Food grade nylon chopping board with dedicated storage
- Chrome finish brass pillar tap with long spout
- Stoves stainless steel thermostatic oven and separate grill
- Stoves dual fuel hob with 800W electric hotplate and 3 gas burners with electronic ignition and flame failure protection
- Glass hob lid with safety cut-out feature
- 800W microwave oven built-in to ventilated surround
- Curved kitchen extension containing storage carousel (in E520, E540 and E560)

Washroom

- Shower cubicle or separated shower area
- Lower cupboard with built-in washbasin
- Overhead storage locker
- Thetford swivel cassette toilet with electric flush
- Chrome finish brass shower and mixer taps
- Skylight with flyscreen

Heating and Plumbing

- En route and on site blown air central heating and hot water provided by Truma 6kW gas and 2kW electric combi-boiler (4kW gas and 2kW electric in E510 Compact)
- Grade 3 classification (EN 1646-1) for heating and thermal insulation (for sub-zero ambient temperatures)
- 90 litre external insulated fresh water tank with level sensor
- Pressurised fresh water system with self-priming pump
- 68 litre waste water tank with level sensor

Electrical

- Mains 230V supply via ELCB/MCB distribution board to sockets, fridge, optional microwave oven, combi-boiler and battery charger/transformer
- 25amp charger/transformer for leisure battery
- Three mains 230V sockets
- 12V control panel over doorway with touch controls for:
 - Vehicle/Leisure battery selection
 - Water pump and lighting circuits
- Selectable display of:
 - Time and date
 - Internal temperature
 - Tank levels
 - Vehicle and leisure battery state
- 110 amp-hour leisure battery in underfloor compartment
- Vehicle battery drain protection
- Solar panel connection provision
- Status 530 directional aerial and booster
- TV station with 230V and 12V supply
- 25 metre mains hook-up cable

Optional 'ELEGANCE' pack consisting of:

- Full length roll-out awning
- Blaupunkt TravelPilot Lucca 5.2 portable navigation and entertainment unit
- Colour reversing camera with infra-red night vision
- 15" flatscreen colour TV with 'Freeview' and analogue tuner, DVD/CD player