

HIGHBRIDGE
caravans | motorhomes | camping



LUNAR

Sales: 01278 782725 Aftersales: 01278 764800

info@highbridgecaravans.co.uk

www.highbridgecaravans.co.uk

Highbridge Caravan Centre Limited
A38 Bristol Road, Highbridge, Somerset TA9 4EX

your 1st choice for more choice



Lightweight Caravans 2008

Contents

- 2 The Lunar Landscape 2008**
- 3 Lunar's Lighter Weight**
The secrets behind Lunar's legendary high quality, lightweight construction.
- 4 2008 Feature Highlights**
- 5 NEW Delta & Clubman Leather Option**
- 5 L Shaped Front Layout Option**
- 6 Clubman and Delta 2 to 4 Berth**
The appeal of the Clubman and Delta's classic styling and craftsman built quality has now been extended to three models per range.
- 10 Lexon 4 Berth**
The four innovative fixed bed Lexon models use their extra width and specially developed interior layouts to an amazing spacious effect.
- 14 Quasar 2 to 6 Berth**
Exceptional value, a great choice of six models, light-in-weight AND packed with quality features.
- 16 Stellar 2 Berth**
Compact size and easy to manage, yet, with its extra width, amazingly roomy.
- 18 Ariva 2 Berth**
Narrower and lighter than ANY of its rivals, since its introduction the Ariva has led the way in compact touring luxury, winning yet another major award in 2007.
- 20 2008 Features at a glance**
- 22 2008 Lunar Range**
A complete breakdown of layouts and technical specifications for each range.
- 24 The Lunar Owners' Club**
The Lunar Owners' Club is a great way to add to your touring enjoyment.

Important Note: Whilst the contents of this brochure are correct at time of going to print, Lunar Caravans reserve the right to alter materials, specification and prices without prior notification. It should be noted that distributors and dealers are not the agents of Lunar Caravans Limited and are therefore NOT authorised to bind the Company by any specific or implied undertaking or representation.

Please note that the props and bedding featured in the pictures within this brochure are for display purposes only and are NOT included within the purchase price of the caravan.

The information and images contained in this brochure are strictly copyright ©2007 Lunar Caravans and may not be reproduced in any way without express permission.

Designed and produced by Carne Whitney © 01228 596 895.
Photography by Philip Locker © 01204 707 725.



Pictured: The special new leather option available in Clubmans and Deltas.


The Lunar Landscape 2008

Building on over 35 years as THE leaders in lightweight touring technology, Lunar's 2008 caravan collection is quite simply superb. New layouts, extensive increases in specification, smart design and high quality fittings and furnishings are matched with smooth, external styling in a package that is famously MUCH LIGHTER THAN ANY OF OUR RIVALS.

2008 welcomes the extension of our flagship Clubman and Delta ranges, there are now 3 models from each of these premier brands. All Clubmans and Deltas are now fitted with the latest in security and safety equipment and of course a level of specification that's the envy of the competition - now with the more choice to ensure you can pick the BEST and be sure of a layout that's perfect for your needs.

ALL the Lunar ranges also benefit from extensive upgrades in specification for 2008. Attractive new soft furnishings, ceiling and wallboards, and stylish new laminate worksurfaces in most models add to the spacious, welcoming impression that every Lunar offers.

Of course this brochure can only offer you a taste of Lunar quality. With so many great reasons to choose Lunar it's time you paid a visit to your local approved dealer, and with so many models to choose from, WE KNOW THERE'S A SUPERB LIGHTWEIGHT LUNAR THAT'S PERFECT FOR YOU!



Lunar's Lighter Weight

Ask any experienced caravanner and they'll tell you Lunars are best known for their weight... or rather every Lunar's LACK of it!

In all the years Lunar has led the way, there has been no serious competition to our impressive weight advantage from the ordinary caravan manufacturers... With fuel prices climbing ever higher, when it comes to the filling up at the pump, that's a BIG advantage in your pocket!

How do we do it?... Well to the casual observer, apart from our obvious quality, there might seem little difference between a Lunar and the others.

It's what lies beneath that makes the difference, we utilise only the lightest, strongest materials and pay meticulous attention to the smallest details.

As an example, check out the 'wooden' shaped profiles on an ordinary caravan - the same? Our's is special, expensive imported Obeche hardwood that's up to 30% lighter and lightweight Poplar ply instead of the cheaper, heavier alternatives... But the story doesn't end there, Lunar has honed weights throughout our 35 years of caravan building. It's a skill which today is second nature in all of our construction processes.

We're also pleased to announce that our superb caravans have once again been recognised for their exceptional lightweight construction, top specification and sheer quality with our unique Ariva being presented with the prestigious 2007 best in class award by The Caravan Club.

Lightweight yes - but without compromising on strength, quality, durability, practicality OR those great looks.



**Lunar ARIVA Conventional Caravan Under 1001kg
Class Winner 2007**

2008 Feature Highlights

Warranty

Lunars are famously well built and reliable, but for total peace of mind EVERY Lunar caravan receives a full factory-backed **THREE YEAR WARRANTY** (subject to an annual service and inspection and excluding items subject to normal wear and tear).

Each Lunar model has been certified by the **NATIONAL CARAVAN COUNCIL** for compliance with stringent European Standards, British Standards AND the industry set Codes of Practice that specifically relate to health and safety issues.

The approvals process covers the testing and inspection of all critical areas of the product from fire safety, weights and dimensions through to gas, electrics and ventilation.

In order to ensure Lunar's continuing compliance with their stringent standards, the NCC also carry out unannounced spot inspections at the Company's Preston factory.

Every caravan carries the 'NCC Approved Caravan' badge that gives you the peace of mind in the knowledge that your caravan's both fully legal AND safe.

Touring caravans are designated by the model year which runs from 1 September to 31 August. The despatch of 2008 models commences on 1 September 2007.



NATIONAL CARAVAN
COUNCIL LIMITED

Soft Furnishing Combination Options

Lunar have carefully selected the standard soft furnishings to look great in each model range. However for a small additional fee (and subject to availability) you may choose any soft furnishing combination (excluding the Clubman/Delta special leather option) from the 2008 range for your caravan.

MRO Information

The stated Mass in Running Order, 'MRO', includes a manufacturer's tolerance that reflects the varying individual weights of component parts. It is anticipated that the stated figure will NEVER be exceeded in the standard ex-works specification.



A B C Focus on Security

When you own a desirable caravan you need to know it's safe and secure. AL-KO's high-tec ATC device [A] which is now a standard feature of the Clubman and Delta ranges significantly reduces the risk of snaking when towing. Also, standard across the Lexon, Clubman and Delta ranges is Lunar's Alarm [B] providing a real deterrent to unwanted intruders. AL-KO Secure Locks [C] are fitted to Clubmans, with two on Delta models - ensuring your caravan stays where you put it! All other Lunars feature AL-KO Secure ready wheels.

D The easily accessed spare wheel carrier is a practical feature that is now standard on ALL single axle Lunar models (except Ariva).

E Lunar's stylish hobs and ovens make cooking in your caravan a pleasure.

F The Clubman and Delta model's privacy tinting has now been extended to all windows in these ranges.

G Lunar's under bed areas can not only be accessed from the drop front, but also directly through the top simply by sliding back the bed slats.

H Awning lights are a handy feature on Lunars, Clubmans and Deltas also have an added spot light.

I Ample gas storage lockers are designed to carry the maximum range of bottles (including BP's 10kg lightweights in Clubman and Delta models), all gas locker doors now also feature gas lift struts for ease.

J Easy-slide drawers with rugged, high quality runners feature on every Lunar.

K The difference is in the detail - every Lunar has handy features like this external Barbecue point (except Ariva).

L Good sized roof lights, with built-in flyscreens let in light and fresh air.

M Lunar attention to detail is featured in the new handles and lights seen in the Quasar and Ariva.

N Large, practical fridges are fitted in every model.

NEW! Clubman and Delta Leather Option

New for 2008 in Clubman and Delta models is the option of sumptuous Cream Leather Upholstery* combined with superb special curtain and scatter cushion material featuring fine embroidered detailing, pictured below. Marking a new level in Lunar luxury the opulent effect of the superbly finished leatherwork really must be seen to be fully appreciated, contact your dealer for further information on this exceptional option.

* Please note that the front beds can only be used as singles in the leather option and cannot be made up into a double.



Special L Shaped Layout Option

A popular choice amongst caravanners who like to relax in real comfort, Lunar's L shaped layout option (here seen in a Lexon) offers a spacious seating area at the front of the caravan that can be converted into a large front double bed. In addition this layout provides a long offside picture window and a neat floor cabinet - ideal for parking the TV on when you want to put your feet up!

The L shaped layout option is available as a special order (at an additional charge) on selected models.



Clubman & Delta

Undoubted design classics, the single axle Clubman and twin axle Delta ranges represent the peak of modern luxury caravan styling. The sharp graphics, eye catching 'Privacy' tinted windows and stylish light clusters featuring the latest LED bulbs create striking exteriors. These superb ranges, each newly extended to a choice of three models that set the benchmark in touring quality and design, now offer even more headroom with the introduction of industry leading ceiling heights of 1960mm.

Step inside and the elegant curves of the furniture draw the eye past the spacious work surfaces with their rich marble effect surfaces, and ample storage to alight on pleasing and practical details; the newly enlarged fridges with their stylish high gloss black finish; the smart new push button handles, the top quality 20 litre/800 watt fitted digital microwave oven and cutting-edge sound system with DVD, CD and radio.

With such desirable models you'll be concerned about security too. With the high tech ATC anti-snake system, a stabiliser for maximum stability, an AL-KO Secure wheel lock (two on the Delta) and a burglar alarm ALL fitted as standard you can relax with real peace of mind, with towing or on-site.

Keynotes of the Clubman and Delta ranges

- 2008 heralds the return of choice and supreme quality with three models in each range.
- Great specification including CD/DVD player superb new Work Surfaces and increased interior headroom.
- All models also feature the added security of ATC, Wheel Locks, an Alarm and Stabiliser - all fitted as standard.

New Features for 2008

- 3 new Delta and 2 new Clubman models.
- New Carpet, Fabric and Curtains.
- Lightweight Free-standing Table.
- Push Lock Furniture Handles.
- 'Cairn' Wall and Ceiling Board.
- 'Matisse' Toilet Wall Board.
- Gas struts to Exterior Gas Locker.
- New Dark Marble-effect Laminates.

- 1 piece GFR Front and Rear Panels
- Exterior Colours and Graphics.
- Black Privacy Tinted Windows all round.
- Increased Ceiling height to 1960mm (6'5").
- 20 litre 800 watt Digital Microwave.
- Stylish new Cooker design.
- 'Kirsch' Cherry Furniture Board.
- LED Rear Light array.
- LED lighting in Cocktail Cabinet (model specific).
- New gloss black Fridge with increased capacity and extra large, removable Freezer Compartment.
- New Bathroom Vanity Unit in Delta SB and new C250 Toilet in all models (not Clubman EB).
- ATC Anti-Snaking Device.
- AL-KO Secure Lock (2 fitted on Deltas).
- Delta models fitted with 65 litre on-board Water Tank.
- Large rooflight over Fixed Bed in Delta models.
- Superb new Cream Leather Option.



Pictured

- A** The interiors of the newly expanded 2008 ranges are simply splendid. Building on past standards these luxurious interiors take a modern approach to caravan style to deliver an unprecedented level quality and comfort.
- B** Typical of the new styling in the Clubmans and Deltas is this smart black oven and hob which tones beautifully with the chunky new marble effect worktops and gloss black faced fridge.
- C** A longstanding special feature of the ranges is the magnificent cook's kitchen, this year featuring a smart new fridge, matched with a great looking new cooker and top quality microwave.
- D** Whilst the Delta's fixed bed layouts will be sure-fire winners, the twin single beds and ample bathroom of the Delta SB are sure to be a popular choice as well.





Pictured

- A/E** A particular Clubman feature is the high quality bathrooms. Here we see both views of the ES' rear bathroom with its huge walk in shower.
- C** Here we focus on the spacious domestic style shower system in the Clubman ES.
- D** Good sized swivel toilets make touring just that little bit more comfortable.
- E** 2008 Clubmans and Deltas boast a stylish gloss black faced fridge, now with increased capacity and removable freezer compartment.
- F/G** The smart GRP rear panel with its new LED light clusters.
- H** AL-KO's high-tec ATC anti-snaking device is a standard feature that'll give you real towing piece of mind.
- I** This magnificent fixed double bed which is fully accessible all round is a sumptuous feature of the Delta TI model.



Lexon

The hugely popular fixed bed Lexon range comprises a mix of twin and single axle models. Based on a body with industry leading width they deliver exceptional comfort all with large fixed double beds, great bathrooms and ALL the space you need to relax.

Lexon in 2008 has really made a leap forward in style quality and value. There are numerous smart extra touches, new furniture handles, new black worktops with matching edging and a great 700 watt Microwave.

Keynotes of the Lexon range

- The 4 model Lexon range offers luxury fixed bed models ideal for couples that appreciate space and luxury combined with Lunar's legendary lightweight construction.
- Three Single Axle models include one Island Bed, one transverse Rear Bed and one Nearside Fixed Bed.
- The Twin Axle Lexon model features a nearside fixed bed with luxurious large Rear Washroom.
- 2008 heralds some stylish new touches including smart black Work Surfaces.

New Features for 2008

- New Carpet, Fabric and Curtains.
- Lightweight Free-standing Table.
- New Furniture Handles.
- 'Cairn' Wall and Ceiling Board.
- 'Matisse' Toilet Wall Board.
- New stylish black Work Surfaces.
- 700 watt Microwave.



Pictured

- A** The Lexon 640 RS looking to the rear showing the ample kitchen and beyond the popular fixed double bed and good sized rear bathroom.
- B** The 580 CS takes a different approach with a really big rear double bed and a spacious shower and toilet positioned mid-body in the caravan.
- C** Focus on the 640 RS' fixed double bed - if you like to relax on holiday then one of Lunar's superb lightweight Lexons is DEFINITELY the right choice for you.
- D** The quality Alarm that is fitted as standard to all Lexons is an important peace of mind security feature that can also be found of the premium Delta and Clubman models.



Pictured

- A** Lunar design know-how ensures maximum storage and maximum space, typical is the attractive over bed unit fitted in the 580 CS.
- B** The 580 CS features this great mid-body bathroom area with separate fully lined shower.
- C** A multi-directional Status 530-5 TV aerial is fitted across as standard across all Lunar models.
- D** Lunar are rightly proud of their acclaimed Lexon range - the four 4 berth models each match intelligent design with an impressive level of specification to deliver one of the best value, most comfortable caravans available on the market today. Pictured here the Lexon 640 RS.



Quasar

Quasar's emphasis on delivering more features, more value, more luxury and LESS weight has proved to be an outstanding success for Lunar's design team.

With an attractive price tag, the Quasar also offers numerous quality features that are normally associated with premium model ranges. You'll be impressed by the quality of the new fabric, curtains and carpets, they are complemented by a large capacity fridge and fitted Microwave, a Radio/CD, a multi-directional TV aerial and an AKS Stabiliser.

One of the keys to the Quasar's success has been the sheer variety of layouts on offer. Models range from 2 berth right up to 6 berths, single to twin axle, each one boasting the fuel saving lightness that puts every Lunar out in front.

Keynotes of the Quasar range

- The popular Quasars are primarily family caravans offering a good specification tailored to match the needs of everyday touring with a great choice ranging from 2 to 6 berths.
- Whether Single or Twin Axle, the low weights enable Quasars to be towed comfortably by most typical family cars.
- Great looks are augmented by some smart new feature styling for 2008.

New Features for 2008

- New Carpet, Fabric and Curtains.
- Lightweight Free-Standing Table.
- New Furniture Handles.
- 'Cairn' Wall and Ceiling Board.
- 'Matisse' Toilet Wall Board.
- New Work Surfaces featuring a resilient new contemporary Edging.
- 700 watt Microwave.
- New Bathroom Vanity Units in the 462, 524 and FB and new 615 and 525 Washroom Locker.



Pictured

- A The inviting rear bunks and 'kids only' private seating area makes the Quasar 615 the perfect choice for the families with discerning young touring experts.
- B Grownups get stacks of space too - the front seating area is beautifully finished in attractive, quality fabrics.
- C Eminently practical, the Quasars major on the handy features that you'll REALLY use, like this pull out table.
- D This new lighting and handles make an attractive addition to the 2008 Quasars.



Stellar

Lunar's luxurious Stellar was especially created to deliver an impressive level of spaciousness through clever use of a slightly wider body format, whilst retaining a compact size and amazing lightness.

The ingenious layout offers a great looking rear-offside kitchen, this year with a smart new dark laminate and new locker handles, as well as a beautifully finished, and extremely comfortable seating area and all those features normally only found in larger models.

Keynotes of the Stellar

- A unique layout offering lightweight luxury with an enviable specification and styling.
- Compact design with a wide body giving a spacious feel that remains a pleasure to tow.
- The 2008 season sees the well-proven Stellar benefit from an increased specification and a host of fresh features.

New Features for 2008

- New Carpet, Fabric and Curtains.
- Lightweight Free-standing Table.
- New Furniture Handles.
- 'Calm' Wall and Ceiling Board.
- 'Matisse' Toilet Wall Board.
- New smart dark laminate Work Surfaces.



Pictured

- A** SO much space and yet SO compact; the Stellar's wider body offers real comfort for two with all the features normally only found in much larger caravans.
- B** The kitchen, which is located at the rear of the Stellar, features a cleverly designed locker layout that offers loads of storage as well as ample work surfaces in a rich black laminate and a large free floor area - a perfect example of Lunar design know-how.
- C** The attractive, practical soft furnishing fabrics bring a light airy feel to the Stellar.



Ariva

Narrower and lighter than ANY of its rivals, Lunar's luxurious Ariva offers serious caravanning luxury in an easy to handle, lightweight body making it totally unique caravan in its class.

The Ariva's clever design utilises a classic rear-end kitchen layout with an ample fridge that's ideal for storing those little indulgences. Combining features like the attractive new locker doors and the swivel toilet in the surprisingly large, light shower room, the Ariva delivers top specification in a compact, yet amazingly spacious package.

For the adventurous touring couple, this roomy model is also the perfect choice for year-round caravanning. Ample insulation and a powerful gas/electric room heater with ducted blown air ensure the Ariva stays snug even in the coldest weather.

Keynotes of the Ariva

- The well proven Ariva offers a unique, multi-award winning layout in the market.
- Narrower and much lighter than other rivals, Ariva offers exceptional luxury in a truly compact package.
- High spec, blown air heating and ample insulation make it perfect for year-round touring.
- Winner of the 2007 Caravan Club Lightweight Leisure Trailer Awards for a 'Conventional Caravan Under 1001kg'.

New Features for 2008

- New Carpet, Fabric and Curtains.
- Lightweight Free-standing Table.
- Furniture Handles.
- 'Cairn' Wall and Ceiling Board.
- 'Matisse' Toilet Wall Board.
- New style Lightweight Framed Locker Doors.
- New Work Surfaces featuring a resilient new contemporary Edging.



Pictured

- A** Despite its compact proportions, the Ariva's interior is amazingly spacious and comfortable. Its great looks, ample insulation and powerful ducted blown air heating system have helped make the Ariva the caravan of choice for experienced couples who enjoy the special pleasures of year-round touring.
- B** The multi-award winning Ariva NEVER compromises on comfort and quality. The attractively styled new bathroom offers a good sized shower, WC and wash hand basin.
- C** The Ariva features a great quality CD/Radio/MP3 player and fitted speakers.



2008 Lunar Features at a glance



Exterior Features	Ariva	Stellar	Quasar	Lexon	Clubman	Delta
14" Alloy Wheels		YES	YES	YES	YES	YES
AKS 3004 Stabiliser			YES	YES	YES	YES
AL-KO Galvanized Steel Chassis with one action easy Handbrake	YES	YES	YES	YES	YES	YES
Black Privacy Tint Windows throughout					NEW!	NEW!
Double Glazed Windows with Blinds and Flyscreens	YES	YES	YES	YES	YES	YES
Exterior Graphics and Colours	YES	YES	YES	YES	NEW!	NEW!
External Battery Locker	YES	YES	YES	YES	YES	YES
External Storage Locker - Nearside			YES	YES	YES	YES
Fully adjustable Window Stays with Night Latch ventilation position	YES	YES	YES	YES	YES	YES
Fully insulated Walls, Floors and Ceiling to Grade II specification	YES	YES	YES	YES	YES	YES
Gas Locker to hold the following Bottle types:						
5kg Calor Patio Gas Bottle	YES	YES	YES	YES	YES	YES
5kg BP Lightweight Gas Bottle	YES	YES	YES	YES	YES	YES
7kg Steel Gas Cylinder	YES	YES	YES	YES	YES	YES
10kg BP Lightweight Gas Bottle					YES	YES
Gas Struts to exterior Gas Locker	YES	YES	YES	YES	NEW!	NEW!
LED Rear Lights					NEW!	NEW!
Lunar Entrance Tray and Doormat supplied	YES	YES	YES	YES	YES	YES
Mud Flaps		YES	YES	YES	YES	YES
Privacy Black Windows on Exterior Door					NEW!	NEW!
Stylish 1 Piece Full Height Rear Panel	¾ Height	YES	YES	YES	NEW GRP!	NEW GRP!
Stylish Wheel Trims	YES					
Stylish Rear Light Arrays	YES	YES	YES	YES	NEW!	NEW!
Two Part Exterior Door with Flyscreen	YES	YES	YES	YES	YES	YES
Underfloor Spare Wheel Carrier (except twin axle models)		YES	YES	YES	YES	

Safety and Security Features	Ariva	Stellar	Quasar	Lexon	Clubman	Delta
AL-KO-Secure Lock					NEW!	NEW! x2
AL-KO-Secure Receiver		YES	YES	YES	YES	YES
ATC Anti-Snaking Device					NEW!	NEW!
CRIS Identity etched onto Window	YES	YES	YES	YES	YES	YES
One Key fits ALL locks	YES	YES	YES	YES	YES	YES
Smoke Alarm	YES	YES	YES	YES	YES	YES
Intruder Alarm				YES	YES	YES
Unique Hidden Identity Tag	YES	YES	YES	YES	YES	YES

Features in the Bathroom and Toilet	Ariva	Stellar	Quasar	Lexon	Clubman	Delta
Clear Rooflight	YES	YES	YES	YES	YES	YES
Fixed Cassette Toilet		YES				
Large Window (selected models only)	YES	YES	YES	YES	YES	YES
'Matisse' Toilet Wallboard	NEW!	NEW!	NEW!	NEW!	NEW!	NEW!
New Style Vanity Units (ONLY in models marked)			462, 524 and FB	RS	475 and ES	SB and RS
Shower with Dedicated Controls	YES	YES	YES	YES	YES	YES
Swivel Toilet	YES		YES	YES	EB	
C250 CWE Swivel Toilet					NEW! 475 and ES	NEW!
Washroom Locker			NEW! 525 and 615			

Kitchen Features	Ariva	Stellar	Quasar	Lexon	Clubman	Delta
800 watt 20 Litre Digital Microwave Oven					NEW!	NEW!
700 watt Eye Level Microwave Oven			NEW!	NEW!		
Dometic Fridge (total internal capacity)			93 litre	93 litre	110 litre	122 litre
Dometic 8 Series Fridge with removable Freezer Compartment					YES	YES
Thetford Fridge	81 litre	81litre				
Extractor Fan/Rooflight - 3 Speed - Two Way		YES	YES	YES	YES	YES
Glass Lid to Sink	YES				YES	YES
Lever Action Tap	YES	YES	YES	YES	YES	YES
Lighting - Halogen Downlights	YES	YES	YES	YES	YES	YES
Separate Grill and Oven - with Spark Ignition and Flame Failure Device	YES	YES	YES	YES	YES	YES
Stainless Steel Sink with separate Draining Board		YES	YES	YES	YES	YES
Stylish Cooker design	YES	YES	YES	YES	NEW!	NEW!
Three Burner Hob with handy Wok-size Burner	YES	YES	YES	YES	YES	YES

Interior Features	Ariva	Stellar	Quasar	Lexon	Clubman	Delta
Increased Interior Headroom to 1960mm/6'5"					NEW!	NEW!
Tilt and Slide Sunroof to Lounge	YES	YES	YES	YES	YES	YES

Furniture, Carpets and Soft Furnishings	Ariva	Stellar	Quasar	Lexon	Clubman	Delta
Bed Ventilation Boards (to improve airflow and reduce condensation)	YES	YES	YES	YES	YES	YES
Bolster Cushions (B) and Scatter Cushions (S)	2xB 2xS	4xB 2xS	4xB 2xS	4xB 2xS	4xB 4xS	4xB 4xS
Blinds and Flyscreens throughout	YES	YES	YES	YES	YES	YES
Colour matched Worktop Laminates	YES	NEW!	YES	NEW!	NEW!	NEW!
Contemporary Style Colour Edged Worksurfaces	NEW!	NEW!	NEW!	NEW!		
Freestanding Table - NEW lightweight design	NEW!	NEW!	NEW!	NEW!	NEW!	NEW!
Front Chest with 2 Drawers and pull-out Coffee Table	YES	YES	YES	YES	YES	YES
Furniture Handles	NEW!	NEW!	NEW!	NEW!	NEW!	NEW!
Natural Wood Framed Roof Locker Doors	NEW! LIGHTWEIGHT	YES	NEW! LIGHTWEIGHT	YES	YES	YES
Push Locks on Locker Doors					NEW!	NEW!
Roll-out Slats for easy front Double Bed make-up	YES	YES	YES	YES	YES	YES
Side-to-side Bed Slats allowing easy access to Storage	YES	YES	YES	YES	YES	YES
Stain-Free Heavy Duty Carpet in New Colours	NEW!	NEW!	NEW!	NEW!	NEW!	NEW!
Subtly styled 'Caim' Ceiling and Wall Board	NEW!	NEW!	NEW!	NEW!	NEW!	NEW!

Audio/Entertainment Features	Ariva	Stellar	Quasar	Lexon	Clubman	Delta
Radio/CD/MP3 Player with TWO speakers	YES	YES	YES	YES		
Radio/CD/DVD Player and DVD/TV Connection Point with TWO speakers					YES	YES
Status 530-5 TV Aerial - Multi-Directional and Fully adjustable	YES	YES	YES	YES	YES	YES

Plumbing and Electrical Features	Ariva	Stellar	Quasar	Lexon	Clubman	Delta
12 volt Charger and mains transformer	YES	YES	YES	YES	YES	YES
12 volt Ceiling Lights	YES	YES	YES	YES	NEW!	NEW!
230 volt Mains Reading Lights	YES	YES	YES	YES	YES	YES
Awning Light (Clubmans and Deltas feature an additional spotlight)	YES	YES	YES	YES	YES	YES
Low Level night time Courtesy Light					YES	YES
Colour coordinated Mains Socket - minimum of two	YES	YES	YES	YES	YES	YES
External BBQ Point		YES	YES	YES	YES	YES
External Mains Socket		YES	YES	YES	YES	YES
Isolation Switch for Microwave Oven					YES	YES
Isolation taps for all Gas Appliances	YES	YES	YES	YES	YES	YES
LED Lighting in Cocktail Cabinets (Model Specific)					NEW!	NEW!
Mains Connection Lead (25 Metre)	YES	YES	YES	YES	YES	YES
Mains Inlet with ELCB Protection	YES	YES	YES	YES	YES	YES
On-Board 65 litre Water Tank						YES
Pressurised water system with semi-rigid piping	YES	YES	YES	YES	YES	YES
Spot Reading Lights- Adjustable 12v	YES	YES	YES	YES	NEW!	NEW!
Truma Gas/Electric Ducted Blown Air Heating	YES	YES	YES	YES	YES	YES
Water Heater- Truma Gas and Electric, fully plumbed-in	YES	YES	YES	YES	YES	YES

Bedroom Features	Ariva	Stellar	Quasar	Lexon	Clubman	Delta
Clear Rooflight over Fixed beds			YES	YES	EB	
Large Tilt and Slide Sunroof over fixed bed						NEW!

Special Options (at an additional charge)	Ariva	Stellar	Quasar	Lexon	Clubman	Delta
Luxury Cream Leather Upholstery with special Curtain and Cushion Fabrics					NEW!	NEW!
Option to choose Fabrics from ANY 2008 Lunar range	YES	YES	YES	YES	YES	YES
Option to upgrade to SIX Berth			615 ONLY			
AL-KO-Secure Wheel Locks		YES	YES	YES		
Large Remis Sunroof over Fixed Bed (model specific)			YES	YES	YES	STD**
L-Shaped Forward Seating Area (model specific)*		YES	YES	YES	YES	YES
Omnivent Powered Roof Ventilation	YES					
Spare Wheel	YES	YES	YES	YES	YES	YES

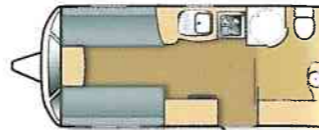
* **Furnishing and layout options:** It should be noted that the furnishing and 'L' format options are strictly subject to availability and sufficient advanced notice. Please note that the front beds can only be used as singles in the leather option and cannot be made up into a double. Ask your local Lunar dealer who will be able to provide full details on this option. Models in which the L shaped option is available: Delta T1 and SB; Clubman ES and 475CK; Lexon CS; Quasar FB, 615, 525, 524 and 462; and Stellar.

** STD means 'standard feature'.

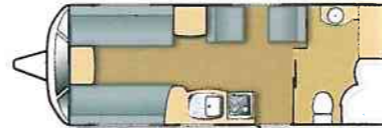
Clubman & Delta 2-4 Berth

Twin Axle Models *	Clubman 475CK	Clubman ES	Clubman EB	Delta SB*	Delta TI*	Delta RS*	
Internal body length	4.79m/15'9"	5.78m/19'0"	5.78m/19'0"	6.37m/20'11"	6.37m/20'11"	6.37m/20'11"	
Overall length	6.33m/20'9"	7.38m/24'3"	7.28m/23'11"	7.93m/26'0"	7.93m/26'0"	7.93m/26'0"	
Overall width	2.28m/7'6"	2.28m/7'6"	2.28m/7'6"	2.28m/7'6"	2.28m/7'6"	2.28m/7'6"	
Maximum internal height	1.96m/6'5"	1.96m/6'5"	1.96m/6'5"	1.96m/6'5"	1.96m/6'5"	1.96m/6'5"	
Overall height	2.65m/8'8"	2.65m/8'8"	2.65m/8'8"	2.65m/8'8"	2.65m/8'8"	2.65m/8'8"	
Tyre size	185 R14	185 R14	185 R14	175/60 R14	175/60 R14	175/60 R14	
Coupling height	440mm/1'5"	440mm/1'5"	440mm/1'5"	440mm/1'5"	440mm/1'5"	440mm/1'5"	
Mass in running order	1104 kg	1226 kg	1236 kg	1395 kg	1397 kg	1370 kg	
Total user payload	176 kg	214 kg	214 kg	270 kg	268 kg	270 kg	
MTPLM	1280 kg	1440 kg	1450 kg	1665 kg	1665 kg	1640 kg	
Bed sizes	Double	2.10 x 1.48m	2.10 x 1.48m	2.10 x 1.53m	2.10 x 1.48m	2.10 x 1.48m	2.10 x 1.53m
		6'11" x 4'10"	6'11" x 4'10"	6'11" x 5'0"	6'11" x 4'10"	6'11" x 4'10"	6'11" x 5'0"
	2 x Single	1.88 x 0.74m	1.88 x 0.74m	1.53 x 0.68m	1.88 x 0.74m	1.88 x 0.74m	1.53 x 0.68m
		6'2" x 2'5"	6'2" x 2'5"	5'0" x 2'3"	6'2" x 2'5"	6'2" x 2'5"	5'0" x 2'3"
	Rear Double		2.00 x 1.45m		1.86 x 1.34m	1.91 x 1.34m	
			6'6" x 4'9"		6'1" x 4'5"	6'3" x 4'5"	
	Rear Single	1.83 x 0.60m		1x 1.86 x 0.75m			
		6'0" x 2'0"		6'1" x 2'5"			
				1x 2.00 x 0.75m			
				6'7" x 2'5"			
	Rear Bunk	1.76 x 0.56m					
		5'10" x 1'10"					
Total number of berths	2	4	4	4	4	4	
Awning guide [check supplier]	900cm	970cm	994cm	1042cm	1042cm	1042cm	

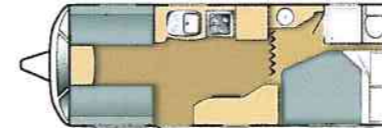
Clubman 475 CK



Clubman ES



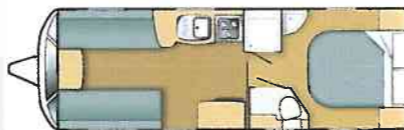
Clubman EB



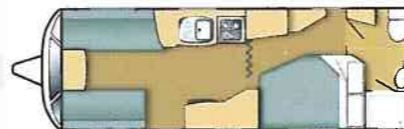
Delta SB



Delta TI



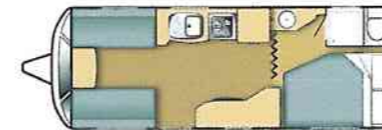
Delta RS



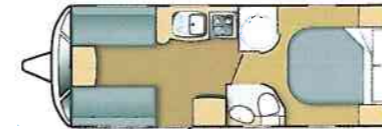
Lexon 4 Berth

Twin Axle Models *	Lexon 575 EB	Lexon 585 SI	Lexon 580 CS	Lexon 640 RS*	
Internal body length	5.79m/19'0"	5.56m/18'3"	5.79m/19'0"	6.40m/21'0"	
Overall length	7.26m/23'10"	7.26m/23'10"	7.26m/23'10"	7.88m/25'10"	
Overall width	2.28m/7'6"	2.28m/7'6"	2.28m/7'6"	2.28m/7'6"	
Maximum internal height	1.91m/6'3"	1.91m/6'3"	1.91m/6'3"	1.91m/6'3"	
Overall height	2.60m/8'6"	2.60m/8'6"	2.60m/8'6"	2.60m/8'6"	
Tyre size	185 R14	175/60 R14	185 R14	185 R14	
Coupling height	440mm/1'5"	440mm/1'5"	440mm/1'5"	440mm/1'5"	
Mass in running order	1199 kg	1180 kg	1200 kg	1280 kg	
Total user payload	221 kg	220 kg	214 kg	220 kg	
MTPLM	1420 kg	1400 kg	1414 kg	1500 kg	
Bed sizes	Double	2.10 x 1.53m	2.10 x 1.53m	2.10 x 1.48m	2.10 x 1.53m
		6'11" x 5'0"	6'11" x 5'0"	6'11" x 4'10"	6'11" x 5'0"
	2 x Single	1.53 x 0.68m	1.53 x 0.68m	1.88 x 0.74m	1.53 x 0.68m
		5'0" x 2'3"	5'0" x 2'3"	6'2" x 2'5"	5'0" x 2'3"
	Rear Double	2.00 x 1.45m	1.86 x 1.34m	1.93 x 1.45m	1.91 x 1.34m
		6'6" x 4'9"	6'1" x 4'5"	6'5" x 4'5"	6'3" x 4'5"
Total number of berths	4	4	4	4	
Awning guide [check supplier]	1000cm	970cm	970cm	1055cm	

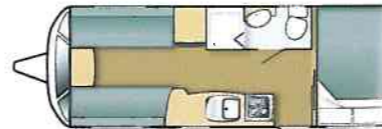
Lexon 575 EB



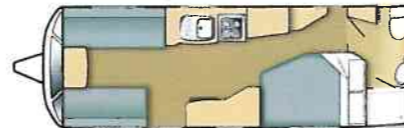
Lexon 585 SI



Lexon 580 CS



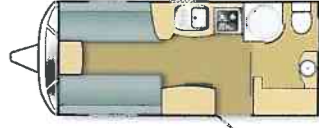
Lexon 640 RS



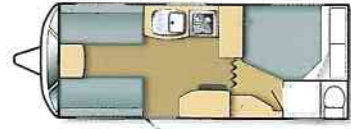
Quasar 2-6 Berth

Twin Axle Models *	Quasar 462	Quasar EB	Quasar 524	Quasar 525	Quasar 615*	Quasar FB*	
Internal body length	4.69m/15'5"	5.23m/17'2"	5.30m/17'5"	5.30m/17'5"	6.13m/20'1"	6.40m/21'0"	
Overall length	6.22m/20'5"	6.76m/22'2"	6.88m/22'7"	6.88m/22'7"	7.70m/25'3"	7.88m/25'10"	
Overall width	2.16m/7'1"	2.16m/7'1"	2.16m/7'1"	2.16m/7'1"	2.16m/7'1"	2.16m/7'1"	
Maximum internal height	1.91m/6'3"	1.91m/6'3"	1.91m/6'3"	1.91m/6'3"	1.91m/6'3"	1.91m/6'3"	
Overall height	2.60m/8'6"	2.60m/8'6"	2.60m/8'6"	2.60m/8'6"	2.60m/8'6"	2.60m/8'6"	
Tyre size	185 R14	185 R14	185 R14	185 R14	175/60 R14	175/60 R14	
Coupling height	440mm/1'5"	440mm/1'5"	440mm/1'5"	440mm/1'5"	440mm/1'5"	440mm/1'5"	
Mass in running order	1048 kg	1125 kg	1130 kg	1150 kg	1290 kg	1310 kg	
Total user payload	182 kg	215 kg	210 kg	220 kg	260 kg	240 kg	
MTPLM	1230 kg	1340 kg	1340 kg	1370 kg	1550 kg	1550 kg	
Bed sizes	Double	2.01 x 1.48m	2.01 x 1.48m	2.01 x 1.48m	2.01 x 1.48m	2.01 x 1.48m	2.01 x 1.48m
		6'7" x 4'10"	6'7" x 4'10"	6'7" x 4'10"	6'7" x 4'10"	6'7" x 4'10"	6'7" x 4'10"
	2 x Single	1.88 x 0.69m	1.53 x 0.69m	1.88 x 0.69m	1.88 x 0.69m	1.88 x 0.69m	1.88 x 0.69m
		6'2" x 2'3"	5'0" x 2'3"	6'2" x 2'3"	6'2" x 2'3"	6'2" x 2'3"	6'2" x 2'3"
	Single		1.83 x 0.60m		1.83 x 0.74m	Sd.Sgl. 1.83 x 0.60m	
			6'0" x 2'0"		6'0" x 2'5"	Side Single 6'0" x 2'0"	
	Side bunk					1.76 x 0.56m	
						5'10" x 1'10"	
	Double	1.93 x 1.34m		2.01 x 1.29m			
		6'4" x 4'5"		6'7" x 4'3"			
	Bunk		1.76 x 0.56m	1.98 x 0.56m	2x 1.83 x 0.64m	1.74 x 0.64m	
			5'10" x 1'10"	6'6" x 1'10"	2x 6'0" x 2'1"	5'8" x 2'1"	
Total number of berths	2	4	4	5	5	6	
Awning guide [check supplier]	890cm	930cm	940cm	940cm	1030cm	1055cm	

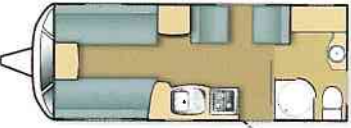
Quasar 462



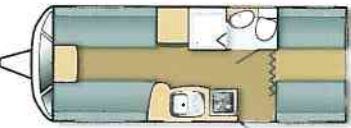
Quasar EB



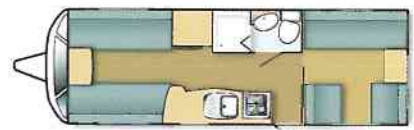
Quasar 524



Quasar 525



Quasar 615



Quasar FB



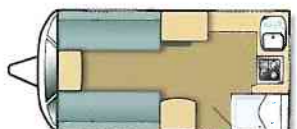
Stellar 2 Berth

	Stellar	
Internal body length	4.20m/13'9"	
Overall length	5.77m/18'11"	
Overall width	2.28m/7'6"	
Maximum internal height	1.91m/6'3"	
Overall height	2.60m/8'6"	
Tyre size	185 R14	
Coupling height	440mm/1'5"	
Mass in running order	970 kg	
Total user payload	180 kg	
MTPLM (*1300kg Optional)	1150kg*	
Bed sizes	Double	2.10 x 1.48m
		6'11" x 4'10"
	2 x Single	1.88 x 0.74m
		6'2" x 2'5"
Total number of berths	2	
Awning guide [check supplier]	839cm	

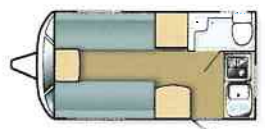
Ariva 2 Berth

	Ariva	
Internal body length	3.63m/11'11"	
Overall length	5.17m/16'12"	
Overall width	2.02m/6'8"	
Maximum internal height	1.91m/6'3"	
Overall height	2.60m/8'6"	
Tyre size	185/65 R14	
Coupling height	440mm/1'5"	
Mass in running order	805 kg	
Total user payload	165 kg	
MTPLM	970kg	
Bed sizes	Double	1.90 x 1.43m
		6'3" x 4'8"
	2 x Single	1.83 x 0.66m
		6'0" x 2'2"
Total number of berths	2	
Awning guide [check supplier]	790cm	

Stellar



Ariva



Your Authorised Lunar Dealer:

Updated information:

The Lunar Owner's Club When you choose Lunar you have a great, exclusive opportunity to join the growing band of enthusiasts that enjoy all the special benefits of being a Lunar Owner's Club member.

As a Owner's Club member you will receive regular information-packed newsletters with all the latest news on forthcoming events, letters from fellow members and the inside track on the new developments from Lunar Caravans themselves.

Every member is welcome at the Club's numerous exclusive rallies across the UK, you'll meet a host of new friends who share a common interest in enjoying caravanning in a Lunar. These seasoned veterans can also offer a wealth of knowledge and expertise to help you enjoy lightweight touring at its VERY BEST.

For further information and details on how to join please visit www.lunarownersclub.net



Sherdley Road, Lostock Hall, Preston, Lancashire, PR5 5JF. Tel 01772 337 628 Fax 01772 627 722

www.lunarcaravans.com