

SP

ABS

GUIDE

TO TECHNICAL SPECIFICATIONS
AND EQUIPMENT
2008



RAPIDO
CAMPING-CARS

Your next stage in the art of travelling

RAPIDO bodywork makes all the difference

An exclusive manufacturing method



AMERICAN GEL-COAT : REINFORCED PROTECTION

For some years RAPIDO has been using, exclusively and in secret, the " American " gel-coat. This " high technology " material protects the bodywork of your camping-car from climatic aggressions and in particular from UV.

The quality of this white resin (gel-coat) is essential. It gives your camping-car its long life, its watertightness and its smooth, brilliant look.



POLYESTER PANELS : INCREASED STRENGTH

Panels coated with polyester possess good resistance to the impact of hail, scratching by branches and other small impacts. They are easy to repair.



POLYGLACE® POLYESTER : UNEQUALLED BRILLIANCE

The Polyglace® polyester which clads the panels of RAPIDO camping-cars results from an exclusive technique. Its manual manufacturing process guarantees a perfectly smooth bodywork appearance of unequalled brilliance. This quality results from a greater thickness of resin.

ALU-FIBER® :

Available only for the Serie 70+

Rapido is expanding its technological choices by offering Alu-fiber® for the first time. This technology is based on our know-how in polyester materials and creates an innovation by adding a sheet of aluminium affixed to a polyester coating.

Alu-fiber® combines the qualities:

- of polyester, with its capability of withstanding impacts,
- of aluminium, which represents an excellent supporting medium for metallic paint, which lends depth to the particular hue.

Alu-fiber® is a variation in style for the RAPIDO range, a new aesthetic, in the purest traditions of RAPIDO quality.



Safety

ABS (Antilock Brake System)

This prevents the wheels from locking during braking, optimises stopping distances and, above all, ensures that the motor home can continue to steer.

ASR (Anti Slip Regulation)

When there is loss of traction, this anti-skid system brakes the drive wheels to restore traction.

ESP (Electronic Stability Program)

ESP is an anti-slide system capable of braking one or more wheels to return the vehicle to its centreline.

(Standard on 9M, option on 7 and 9F)

SECUMOTION

Developed by Truma, the Secumotion system enables gas to be used while travelling to heat the living area or the water circuit. It is equipped with Duoconfort, which automatically switches over the gas bottles when one is empty.

Safety belts integrated on all the seats in the A-class series

RAPIDO has chosen to fit all the cab seats in the A-class series with retractable safety belts with the receiver built into the seat. This enables the belt to adapt better to everyone's shape.

Belts for the rear passengers

The models with seats facing the road, including several side benches, are fitted with belts in the rear.

Driver's airbag

A driver's airbag is available as standard on all the models in the range.

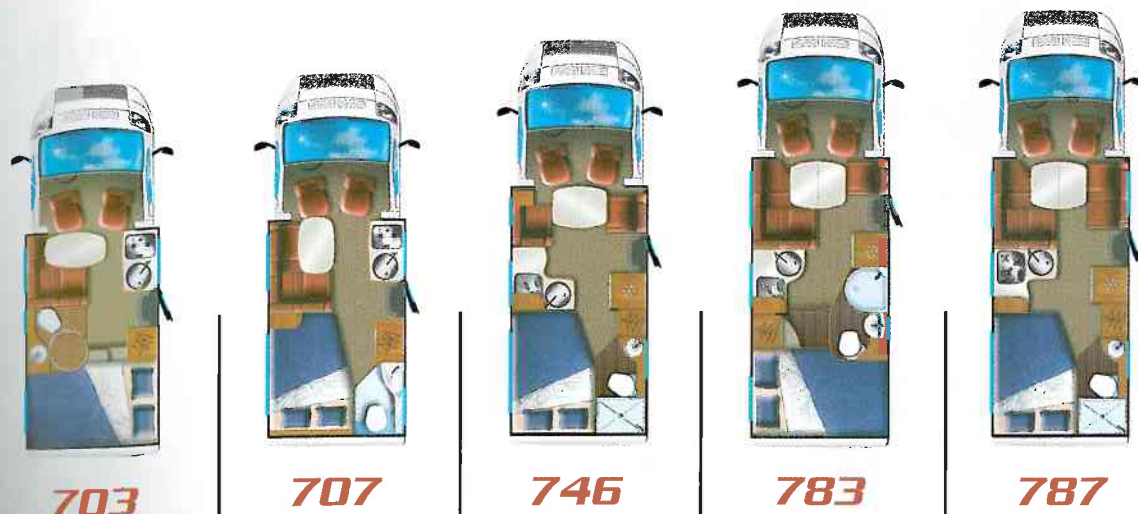
RAPIDO
CAMPING-CARS

ABS

ASR

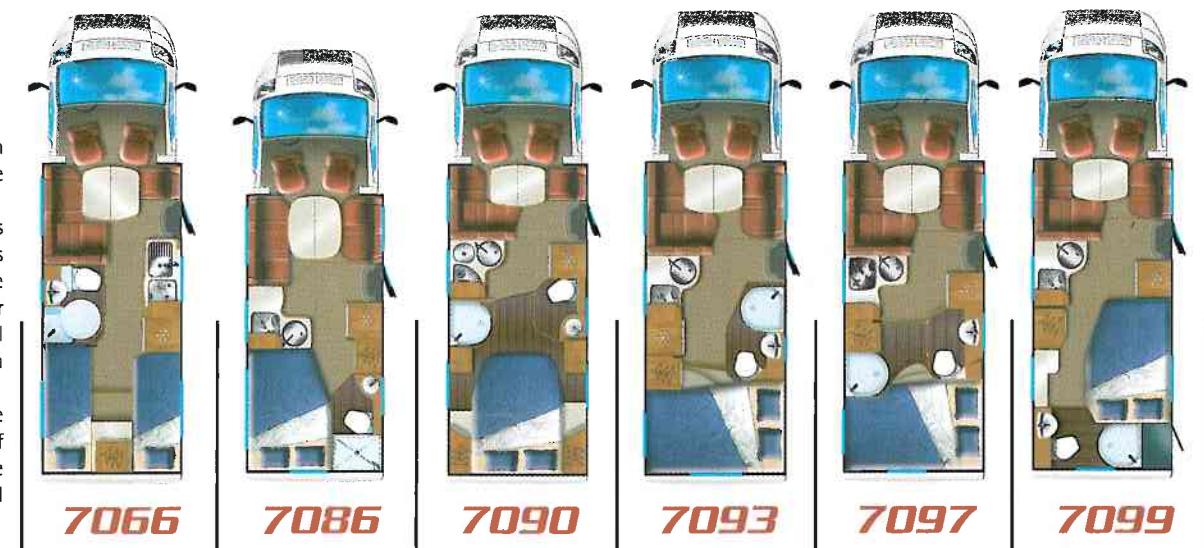
ESP





	703	707	746	783	787
ENGINE EQUIPMENT/CHASSIS	FIAT 2,3	FIAT 2,3	FIAT 2,3	FIAT 2,3	FIAT 2,3
Number of cylinders	4	4	4	4	4
Cubic capacity (cm ³)	2287	2287	2287	2287	2287
Maximum power (kw CEE)	95,5	95,5	95,5	95,5	95,5
DIN power (HP)	130	130	130	130	130
At RPM	3600	3600	3600	3600	3600
Maximum torque (Nm)	330	330	330	330	330
Maximum torque rate (RPM)	2000	2000	2000	2000	2000
Wheelbase (m)	3,450	3,450	3,800	4,035	4,035
Gross vehicle weight	3300	3300	3500	3500	3500
Unladen weight (+/- 5%)	2920	2870	2980	3040	3040
Overall length (m)	5,99	5,99	6,49	6,99	6,99
Overall width (m)	2,31	2,31	2,31	2,31	2,31
Overall height (m) - (Tolerance +/- 3%)**	2,76	2,76	2,76	2,76	2,76
Capacity of fresh water tank (litres)	120	120	120	120	120
Number of seatbelts	4	4	4	4	4
Number of seats (vehicle certificate)	4	4	4	4	4
Number of dining seats	4	4	4	5	6
Anti-pollution standard	Euro IV	Euro IV	Euro IV	Euro IV	Euro IV
Possible sleeping spaces	2+1	2+1	2+1	2+1	2+2
Bodywork (Polyester or Alufiber)	P	P	P	P	P
Type of heating (make and model)	Truma C6002 EH	Truma C6002 EH	Truma C6002 EH	Truma C6002 EH	Truma C6002 EH
Refrigerator capacity (litres)	97	97	150	150	150
Battery capacity (Ah)	90	90	90	90	90
BED SIZES (mm)					
Rear bed	2030 x 1300	1980 x 1350	1980 x 1350	2100 x 1410	1980 x 1350
Dinette bed	1600 x 800	1900 x 800	2100 x 750	2100 x 690	2100 x 1300

All models available right and left hand drive.
*Option Chassis 40H : 4250
**Overall height → +50mm with 16" wheels (40 Heavy)
***OPTION : FIAT 3,0 - Cubic capacity (cm³) : 2999, Maximum power (kw CEE) : 116, DIN power : 160, Maximum torque (Nm) : 400, Standard EURO IV.
****With option 160 hp and towing capability = 3 registered seats (3500kg)
With option 160 hp and without towing capability = 4 registered seats
If GVV 3700 kg → 4 registered seats



REMEMBER
When purchasing a RAPIDO, the unladen weight includes the weight of the vehicle's standard equipment.
The unladen weight of camping-cars is determined in compliance with the laws currently in force and includes the vehicle in working order, the driver (75kg), the gas, fresh water and fuel tanks up to 90 % of their capacity with a tolerance of + / - 5 %.
It is therefore the responsibility of the user to adjust the load and the number of passengers on board according to the payload and the weight of any additional equipment installed in the vehicle.

	7066	7086	7090	7093	7097	7099
ENGINE EQUIPMENT/CHASSIS	FIAT 2,3***	FIAT 2,3***	FIAT 2,3***	FIAT 2,3***	FIAT 2,3***	FIAT 2,3***
Number of cylinders	4	4	4	4	4	4
Cubic capacity (cm ³)	2287	2287	2287	2287	2287	2287
Maximum power (kw CEE)	95,5	95,5	95,5	95,5	95,5	95,5
DIN power (HP)	130	130	130	130	130	130
At RPM	3600	3600	3600	3600	3600	3600
Maximum torque (Nm)	330	330	330	330	330	330
Maximum torque rate (RPM)	2000	2000	2000	2000	2000	2000
Wheelbase (m)	4,305	4,040	4,305	4,305	4,305	4,305
Gross vehicle weight	3500/3700*	3500/3700*	3500/3700*	3500/3700*	3500/3700*	3500/3700*
Unladen weight (+/- 5%)	3100	3070	3080	3100	3100	3100
Overall length (m)	7,39	6,99	7,39	7,39	7,39	7,39
Overall width (m)	2,31	2,31	2,31	2,31	2,31	2,31
Overall height (m) - (Tolerance +/- 3%)**	2,79	2,74	2,79	2,79	2,79	2,79
Capacity of fresh water tank (litres)	100	100	100	100	100	100
Number of seatbelts	4	4	4	4	4	4
Number of seats (vehicle certificate)	4(3)****	4(3)****	4(3)****	4(3)****	4(3)****	4(3)****
Number of dining seats	6	7	5	6	6	5
Anti-pollution standard	Euro IV	Euro IV	Euro IV	Euro IV	Euro IV	Euro IV
Possible sleeping spaces	2+1	2+2	2+1	2+2	2+2	2+2
Bodywork (Polyester or Alufiber)	P	P	P	P	P	P
Type of heating (make and model)	Truma C6002 EH	Truma C6002 EH	Truma C6002 EH	Truma C6002 EH	Truma C6002 EH	Truma C6002 EH
Refrigerator capacity (litres)	150	150	150	150	150	150
Battery capacity (Ah)	90	90	90	90	90	90
BED SIZES (mm)						
Rear bed	(2030x800)+(1900x800)	1980 x 1350	1900 x 1400	2100 x 1410	2100 x 1410	1980 x 1350
Dinette bed	2100 x 900	2100 x 1400	2100 x 1100	2100 x 1300	2100 X 1300	2100 x 1200

All models available right and left hand drive.
*Option Chassis 40H : 4250
**Overall height → +50mm with 16" wheels (40 Heavy)
***OPTION : FIAT 3,0 - Cubic capacity (cm³) : 2999, Maximum power (kw CEE) : 116, DIN power : 160, Maximum torque (Nm) : 400, Standard EURO IV.
****With option 160 hp and towing capability = 3 registered seats (3500kg)
With option 160 hp and without towing capability = 4 registered seats
If GVV 3700 kg → 4 registered seats

Equipment and comfort

Serie 7 / 70 / 70+

LOW PROFILE

LOW PROFILE

	7 Series FIAT					70 Serie FIAT AL-KO					70+ Serie FIAT AL-KO				
	703	707	746	783	787	7066	7066	7090	7093	7097	7099	7065+	7090+	7096+	
BODYWORK AND OPENINGS															
Panels all reinforced polyester with gutter	●	●	●	●	●	●	●	●	●	●	●	●	●	●	
Panels all Alufiber with gutter	●	●	●	●	●	●	●	●	●	●	●	●	●	●	
Metallic paint, except for skirts (ABS/PMMA) ; gutter rail (aluminium) ; roof	●	●	●	●	●	●	●	●	●	●	●	●	●	●	
Double glazed opening panoramic roof "SKYVIEW"	●	●	●	●	●	●	●	●	●	●	●	●	●	●	
Storage locker(s) with outside access	●	●	●	●	●	●	●	●	●	●	●	●	●	●	
Double glazing bays with "blind / fly-screen" combination	●	●	●	●	●	●	●	●	●	●	●	●	●	●	
Cab door(s) with electric windows	●	●	●	●	●	●	●	●	●	●	●	●	●	●	
Transparent skylights with fly-screen and blind	●	●	●	●	●	●	●	●	●	●	●	●	●	●	
Bay on living space door	●	●	●	●	●	●	●	●	●	●	●	●	●	●	
HEKI 3 skylight double fold blind with interior wood trim	●	●	●	●	●	●	●	●	●	●	●	●	●	●	
Midi HEKI skylight double fold blind with interior wood trim	●	●	●	●	●	●	●	●	●	●	●	●	●	●	
Midi HEKI skylight with double-fold blind	●	●	●	●	●	●	●	●	●	●	●	●	●	●	
LIVING SPACE															
Permanent bed(s) with slat bed-frame and BULTEX® foam mattress	●	●	●	●	●	●	●	●	●	●	●	●	●	●	
(Occasionally) manually height-adjustable permanent bed(s) (± 20 cm)	●	●	●	●	●	●	●	●	●	●	●	●	●	●	
Permanent bed(s) with tilt-adjustable head sections	●	●	●	●	●	●	●	●	●	●	●	●	●	●	
Curtains and netting on the bays (except kitchen and toilet)	●	●	●	●	●	●	●	●	●	●	●	●	●	●	
Rigid partition	●	●	●	●	●	●	●	●	●	●	●	●	●	●	
Flexible partition	●	●	●	●	●	●	●	●	●	●	●	●	●	●	
Walls 30 mm thick with styrofoam insulation (walls + roof), floor 40 mm	●	●	●	●	●	●	●	●	●	●	●	●	●	●	
3-point safety belt(s) in the living space	2	2	2	2	2	2	2	2	2	2	2	2	2	2	
Flat screen TV unit (TV not supplied)	●	●	●	●	●	●	●	●	●	●	●	●	●	●	
ELEGANCE furniture	●	●	●	●	●	●	●	●	●	●	●	●	●	●	
KITCHEN															
Embossed stainless steel sink	●	●	●	●	●	●	●	●	●	●	●	●	●	●	
Embossed stainless steel 3-burner cooking hob with cover and piezzo ignition	2 burners	2 burners	●	●	●	●	●	●	●	●	●	●	●	●	
New ELEGANCE embossed stainless steel 3-burner cooking hob with 2 covers and piezzo ignition	●	●	●	●	●	●	●	●	●	●	●	●	●	●	
2 nd sink with waste bin and drainer	●	●	●	●	●	●	●	●	●	●	●	●	●	●	
Laminated work top	●	●	●	●	●	●	●	●	●	●	●	●	●	●	
Large sliding storage space under kitchen unit (only if variant without oven)	●	●	●	●	●	●	●	●	●	●	●	●	●	●	
Refrigerator (97-litre, automatic SES)	●	●	●	●	●	●	●	●	●	●	●	●	●	●	
Refrigerator with freezer compartment (150 litres AES)	●	●	●	●	●	●	●	●	●	●	●	●	●	●	
Back-lit bar (glasses not supplied)	●	●	●	●	●	●	●	●	●	●	●	●	●	●	
Extraction hood above the kitchen	●	●	●	●	●	●	●	●	●	●	●	●	●	●	
External refrigerator grill	●	●	●	●	●	●	●	●	●	●	●	●	●	●	
Refrigerator grill covers (for winter use)	●	●	●	●	●	●	●	●	●	●	●	●	●	●	
External boiler inspection hatch (drain access, maintenance)	●	●	●	●	●	●	●	●	●	●	●	●	●	●	
BATHROOM															
Fully equipped bathroom with shower	●	●	●	●	●	●	●	●	●	●	●	●	●	●	
Bathroom with wooden furnishings	●	●	●	●	●	●	●	●	●	●	●	●	●	●	
Rectangular shower, separate from WC and sink, with rigid door (shower screen)	●	●	●	●	●	●	●	●	●	●	●	●	●	●	
Bathroom with rigid circular shower door(s) and grating (only on 703 (wood) - 7066 (plastic) - 992M (wood) - 992MH (wood))	●	●	●	●	●	●	●	●	●	●	●	●	●	●	
Separate shower with circular door	●	●	●	●	●	●	●	●	●	●	●	●	●	●	
Telescopic clothes rack in the toilets	●	●	●	●	●	●	●	●	●	●	●	●	●	●	
Chrome finish bathroom accessories	●	●	●	●	●	●	●	●	●	●	●	●	●	●	
Frosted glass in the bathroom	●	●	●	●	●	●	●	●	●	●	●	●	●	●	
Back-lit soap holder	●	●	●	●	●	●	●	●	●	●	●	●	●	●	
Stainless steel basin	●	●	●	●	●	●	●	●	●	●	●	●	●	●	
White basin	●	●	●	●	●	●	●	●	●	●	●	●	●	●	
THETFORD camping toilet with removable tank	●	●	●	●	●	●	●	●	●	●	●	●	●	●	
WATER															
Capacity of freshwater tank (litres)	120	120	120	120	120	100	100	100	100	100	100	100	100	100	
Capacity of waste water tank (litres)	90	90	90	90	90	100	100	100	100	100	100	100	100	100	
Electric water pump	●	●	●	●	●	●	●	●	●	●	●	●	●	●	
External shower with hot and cold water and mixer tap	●	●	●	●	●	●	●	●	●	●	●	●	●	●	
HEATING															
TRUMATIC C6002 combined water - air heating (UK PACK : Gas + Electric)	●	●	●	●	●	●	●	●	●	●	●	●	●	●	

ENERGY

Semi-stationary auxiliary battery with coupler and separator (90 Ah)
Cutting transformer - charger
Two-pole magneto thermal circuit breaker
Control panel with instant consumption measuring
Centralised Fuse box with protected "accessories" exits
External 230 V connection - internal 230 V plug
Flat screen TV space with 12 V - 230 V - coaxial pre-cabling+ satellite and video
Speakers in the living area
External lighting with gutter above the living area door
Halogen lamp with protective glass cover
Ambiance lighting
Lighting inside the wardrobe
Automatic DUOCOMFORT inverter
SECUMOTION, enabling you to travel with the heating on

EQUIPMENT OF THE CARRIER

Engine immobiliser
Driver's air bag
ABS braking + ASR
Original cab seats with upholstery to match the living area
Cab door with automobile lock
Dashboard with walnut burr effect
Cab air-conditioning
Tinted windows
MP3 car radio / CD player
Carpeted floor in cab
Electric de-frosting side mirrors
Inside rear-mirror
Heat-insulating cab bay blinds
Heat insulating blind, leaf-type for bays and sliding for front cab (SEITZ)
Wheel repair kit

LIVING AREA EQUIPMENT

Reversing camera
Insulated, ventilated step built into the floor
Rear stabilising jacks
Remote control locking and unlocking of doors (PLIP)

UK PACK

	WEIGHT (kg)
20-litre oven with grill	11
30-litre oven with grill	9
Living area carpet kit	10
TRUMA C6002 "EH" (electrical resistance hot water and heating)	1,1

LIVING AREA OPTIONS

	WEIGHT (kg)
Reversing camera	1,2
Compartment and cabling for 3rd battery (battery not supplied)	2,6
Living area door mosquito screen	4
Ladder and cross-beams for roof rack	10
Rear end bay	6
Dashboard with walnut burr effect	-
"Cannes" ambiance (Alcantara® mixed fabric)	-
"Geneva" ambiance (Alcantara®)	-
"Boston" leather ambiance (beige colour leather / TEP)	-

CARRIER OPTIONS

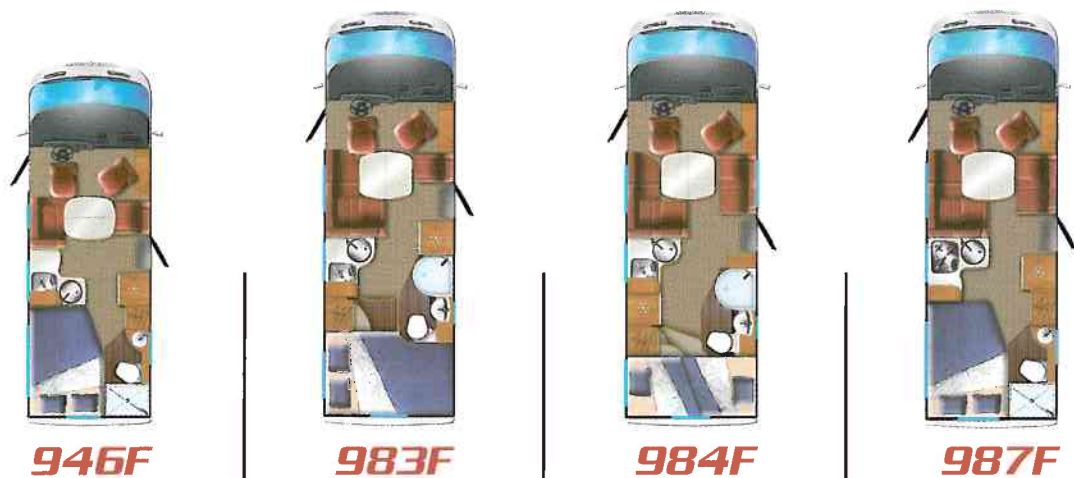
	WEIGHT (kg)
Cruise control	2
Passenger air bag	6
E S P	-
3.0 - litre, 160 hp engine*	50
FIAT automatic gearbox (only with 3.0 l engine)*	17
Fog lights	-
Motorcycle carrier*	kg :
Tow bar* (S7 = 1500 kg / S70-70+ = 2000 kg)	kg :
Motorcycle carrier + Tow bar*	kg :

*Please note : possible reduction in registered seats

● = Original, - = Not available

The optionally installed accessories are not included in the definition of the vehicle's unladen weight. The weight of these elements must therefore be deducted from the vehicle's payload.

Serie 9F



ENGINE EQUIPMENT/CHASSIS	FIAT 2,3	FIAT 2,3	FIAT 2,3	FIAT 2,3
Number of cylinders	4	4	4	4
Cubic capacity (cm³)	2287	2287	2287	2287
Maximum power (kw CEE)	95,5	95,5	95,5	95,5
DIN power (HP)	130	130	130	130
At RPM	3600	3600	3600	3600
Maximum torque (Nm)	330	330	330	330
Maximum torque rate (RPM)	2000	2000	2000	2000
Wheelbase (m)	3,800	4,035	4,035	4,035
Gross vehicle weight	3500	3500	3500	3500
Unladen weight (+/- 5%)	3060	3100	3150	3100
Overall length (m)	6,49	6,99	6,99	6,99
Overall width (m)	2,31	2,31	2,31	2,31
Overall height (m) - (Tolerance +/- 3 %)	2,84	2,84	2,84	2,84
Capacity of fresh water tank (litres)	100	100	100	100
Number of seatbelts	4	4	4	4
Number of seats (vehicle certificate)	4	4 (3)*	4 (3)*	4 (3)*
Number of dining seats	4	5	6	6
Anti-pollution standard	Euro IV	Euro IV	Euro IV	Euro IV
Possible sleeping spaces	4	4	4	4
Bodywork (Polyester or Alufiber)	P	P	P	P
Type of heating (make and model)	Truma C6002 EH	Truma C6002 EH	Truma C6002 EH	Truma C6002 EH
Refrigerator capacity (litres)	150	150	150	150
Battery capacity (Ah)	90	90	90	90
BED SIZES (mm)				
Rear bed	1980 x 1350	2100 x 1410	(2100 x 1000) + (2100 x 1000)	1980 x 1350
Dinette bed	-	-	-	-
Fold-away cab bed	1900 x 1350	1900 x 1350	1900 x 1350	1900 x 1350

All models available right and left hand drive.

*4 seats without towing capability / 3 seats with towing capability

The optionally installed accessories are not included in the definition of the vehicle's unladen weight. The weight of these elements must therefore be deducted from the vehicle's payload.

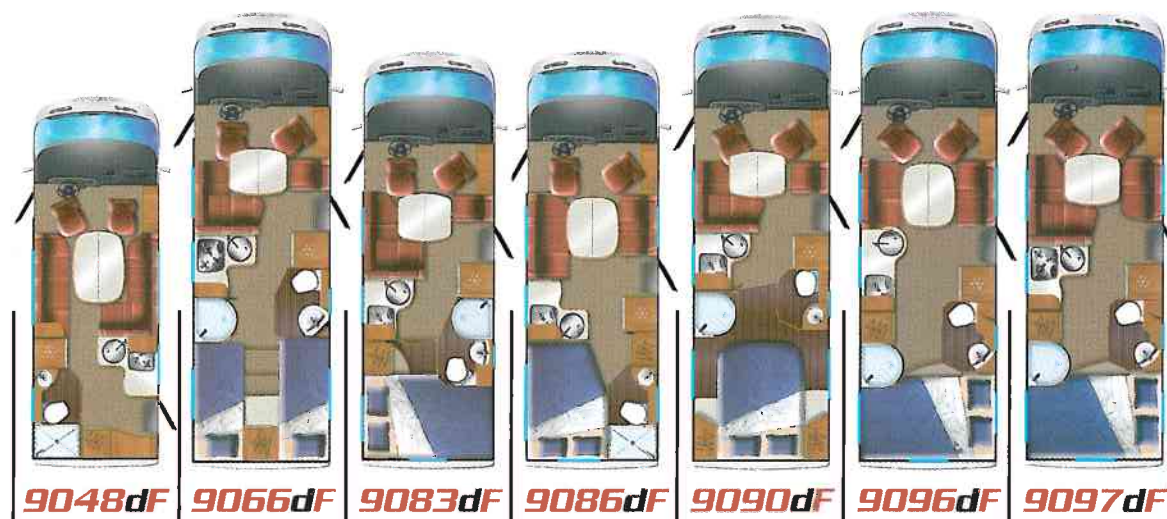
Serie 90dF

REMEMBER

When purchasing a RAPIDO, the unladen weight includes the weight of the vehicle's standard equipment.

The unladen weight of camping-cars is determined in compliance with the laws currently in force and includes the vehicle in working order, the driver (75kg), the gas, fresh water and fuel tanks up to 90 % of their capacity with a tolerance of +/- 5 %.

It is therefore the responsibility of the user to adjust the load and the number of passengers on board according to the payload and the weight of any additional equipment installed in the vehicle.



ENGINE EQUIPMENT/CHASSIS	FIAT 2,3***	FIAT 2,3***	FIAT 2,3***	FIAT 2,3***	FIAT 2,3***	FIAT 2,3***	FIAT 2,3***
Number of cylinders	4	4	4	4	4	4	4
Cubic capacity (cm³)	2287	2287	2287	2287	2287	2287	2287
Maximum power (kw CEE)	95,5	95,5	95,5	95,5	95,5	95,5	95,5
DIN power (HP)	130	130	130	130	130	130	130
At RPM	3600	3600	3600	3600	3600	3600	3600
Maximum torque (Nm)	330	330	330	330	330	330	330
Maximum torque rate (RPM)	2000	2000	2000	2000	2000	2000	2000
Wheelbase (m)	3,800	4,300	4,035	4,035	4,300	4,300	4,300
Gross vehicle weight	3500/3700*	3500/3700*	3500/3700*	3500/3700*	3500/3700*	3500/3700*	3500/3700*
Unladen weight (+/- 5%)	3080	3190	3140	3100	3190	3220	3220
Overall length (m)	6,49	7,39	6,99	6,99	7,39	7,39	7,39
Overall width (m)	2,31	2,31	2,31	2,31	2,31	2,31	2,31
Overall height (m) - (Tolerance +/- 3 %)**	2,84	2,84	2,84	2,84	2,84	2,84	2,84
Capacity of fresh water tank (litres)	100	100	100	100	100	100/70*****	100/70*****
Number of seatbelts	4	4	4	4	4	4	4
Number of seats (vehicle certificate)	4	3 (2)*****	4(3)****	4(3)****	3 (2)*****	3 (2)*****	3 (2)*****
Number of dining seats	8	5	5	6	5	6	6
Anti-pollution standard	Euro IV	Euro IV	Euro IV	Euro IV	Euro IV	Euro IV	Euro IV
Possible sleeping spaces	4	4	4	4	4	4	4
Bodywork (Polyester or Alufiber)	P	P	P	P	P	P	P
Type of heating (make and model)	Truma C6002 EH	Truma C6002 EH	Truma C6002 EH	Truma C6002 EH	Truma C6002 EH	Truma C6002 EH	Truma C6002 EH
Refrigerator capacity (litres)	150	150	150	150	150	150	150
Battery capacity (Ah)	90	90	90	90	90	90	90
BED SIZES (mm)							
Rear bed	-	(1980 x 800) + (1885 x 800)	2100 x 1410	1980 x 1350	1900 x 1400	2100 x 1410	2100 x 1410
Dinette bed	2100 x 1600	-	-	-	-	-	-
Fold-away cab bed	1900 x 1350	1900 x 1350	1900 x 1350	1900 x 1350	1900 x 1350	1900 x 1350	1900 x 1350

All models available right and left hand drive.

*Option Chassis 40H : 4250

**Overall height → +50mm with 16" wheels (40 Heavy)

***OPTION : FIAT 3,0 - Cubic capacity (cm³) : 2999, Maximum power (kw CEE) : 116, DIN power: 160, Maximum torque (Nm) : 400, Standard EURO IV.

****9083 : 130 HP with towing capability = 3 registered seats / 160 HP = 3 registered seats

*****9086/9066/9090 : 160 HP with towing capability = reduction registered seats (-1)

*****9096/9097 : 130 HP and 160 HP with towing capability = reduction registered seats (-1), option 160 HP = 70 L fresh water

G.V. 3700 kg = 4 registered seats

Serie 9F

A-CLASS

	9F Series				Serie 90dF AL-KO double floor						
	946	983	984	987	9048	9066	9083	9086	9090	9096	9097
BODYWORK AND OPENINGS											
Panels all reinforced polyester with gutter	●	●	●	●	●	●	●	●	●	●	●
Storage locker(s) with outside access	●	●	●	●	●	●	●	●	●	●	●
Storage drawer(s) integrated in the skirts	●	●	●	●	-	-	-	-	-	-	-
Double glazing bays with "blind / fly-screen" combination	●	●	●	●	●	●	●	●	●	●	●
"Central locking" of opening bays	●	●	●	●	●	●	●	●	●	●	●
Cab door(s) with electric windows	●	●	●	●	●	●	●	●	●	●	●
Transparent skylights with fly-screen and blind	●	●	●	●	●	●	●	●	●	●	●
Bay on living space door	●	●	●	●	●	●	●	●	●	●	●
HEKI skylight double fold blind with interior wood trim	●	●	●	●	●	●	●	●	●	●	●
LIVING SPACE											
Permanent bed(s) with slat bed-frame and BULTEX® foam mattress	●	●	●	●	-	●	●	●	●	●	●
Jack-assisted fold-away cab bed with slatted spring	●	●	●	●	●	●	●	●	●	●	●
Manually height-adjustable permanent bed(s)	-	-	●	-	-	-	-	-	-	-	-
Permanent bed(s) with tilt-adjustable head sections	-	-	-	-	-	●	-	-	●	-	-
Curtains and netting on the bays (except kitchen and toilet)	●	●	●	●	●	●	●	●	●	●	●
Rigid partition	-	-	-	-	-	-	-	-	●	●	●
Flexible partition	●	●	●	●	-	●	●	●	-	-	-
Walls 30 mm thick with styrofoam insulation (walls + roof), floor 40 mm	●	●	●	●	●	●	●	●	●	●	●
3-point safety belt(s) in the living space	2	2	2	2	2	2	2	2	2	2	2
Flat screen TV unit (TV not supplied)	●	●	●	●	●	●	●	●	●	●	●
KITCHEN											
Embossed stainless steel sink	●	●	●	●	●	●	●	●	●	●	●
Embossed stainless steel 3-burner cooking hob with cover and piezzo ignition	●	●	●	●	●	●	●	●	●	●	●
Laminated work top	●	●	●	●	●	●	●	●	●	●	●
Large sliding storage space under kitchen unit (only if variant without oven)	●	●	●	●	●	●	●	●	●	●	●
Refrigerator with freezer compartment (150 litres AES)	●	●	●	●	●	●	●	●	●	●	●
Back-lit bar (glasses not supplied)	●	●	●	●	●	●	●	●	●	●	●
Extraction hood above the kitchen	●	●	●	●	●	●	●	●	●	●	●
External refrigerator grill	●	●	●	●	●	●	●	●	●	●	●
Refrigerator grill covers (for winter use)	●	●	●	●	●	●	●	●	●	●	●
External boiler inspection hatch (drain access, maintenance)	●	●	●	●	●	●	●	●	●	●	●
BATHROOM											
Bathroom with wooden furnishings	●	●	●	●	●	●	●	●	●	●	●
Rectangular shower, separate from WC and sink, with rigid door (shower screen)	●	-	-	●	●	-	-	-	-	-	-
Bathroom with rigid circular shower door(s) and grating (only on 703 (wood) - 7066 (plastic) - 992M (wood) - 992MH (wood))	-	●	●	-	-	●	-	-	-	-	-
Separate shower with circular door	-	-	-	-	-	-	-	-	-	●	●
Telescopic clothes rack in the toilets	●	-	-	●	●	●	●	●	●	●	●
Chrome finish bathroom accessories	●	●	●	●	●	●	●	●	●	●	●
Stainless steel basin	●	-	-	●	●	-	-	-	-	●	●
White basin	-	●	●	-	-	-	-	-	-	-	-
THETFORD camping toilet with removable tank	●	●	●	●	●	●	●	●	●	●	●
WATER											
Capacity of freshwater tank (litres)	100	100	100	100	100	100	100	100	100	100/70*	100/70*
Capacity of waste water tank (litres)	120	120	120	120	100	100	100	100	100	100	100
Electric water pump	●	●	●	●	●	●	●	●	●	●	●
External shower with hot and cold water and mixer tap	●	●	●	●	●	●	●	●	●	●	●
HEATING											
TRUMATIC C6002 combined water - air heating (UK PACK : Gas + Electric)	●	●	●	●	●	●	●	●	●	●	●

*Option 160 hp = 70 l capacity of fresh water tank

● = Original, - = Not available

The optionally installed accessories are not included in the definition of the vehicle's unladen weight. The weight of these elements must therefore be deducted from the vehicle's payload.

Serie 90dF

A-CLASS

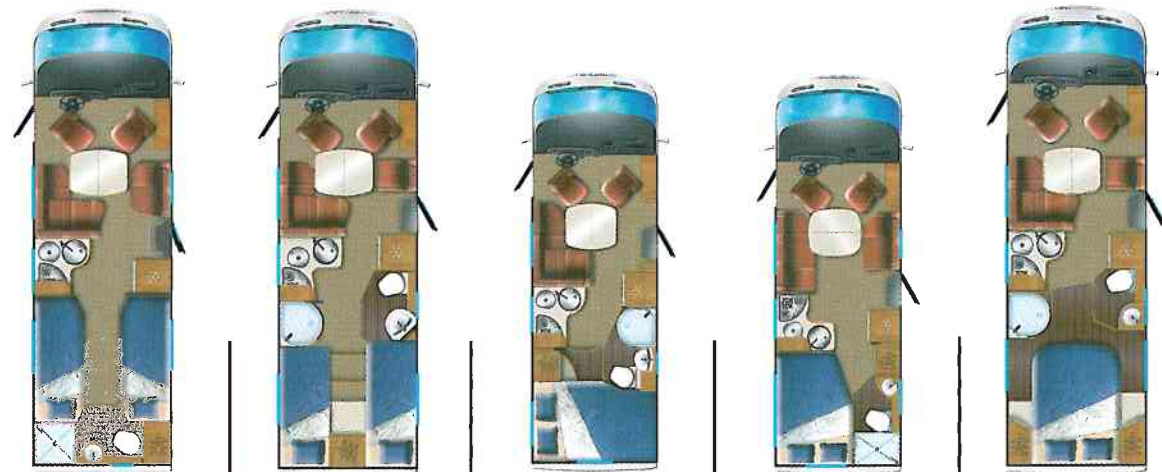
	9F Series				Serie 90dF AL-KO double floor						
	946	983	984	987	9048	9066	9083	9086	9090	9096	9097
ENERGY											
Semi-stationary auxiliary battery with coupler and separator (90 Ah)	●	●	●	●	●	●	●	●	●	●	●
Cutting transformer - charger	16 A	16 A	16 A	16 A	16 A	16 A	16 A	16 A	16 A	16 A	16 A
Two-pole magneto - thermal circuit breaker	●	●	●	●	●	●	●	●	●	●	●
Control panel with instant consumption measuring	●	●	●	●	●	●	●	●	●	●	●
Centralised Fuse box with protected "accessories" exits	●	●	●	●	●	●	●	●	●	●	●
External 230 V connection - internal 230 V plug	●	●	●	●	●	●	●	●	●	●	●
Flat screen TV space with 12 V - 230 V - coaxial pre-cabling+ satellite and video	●	●	●	●	●	●	●	●	●	●	●
Speakers in the living area	●	●	●	●	●	●	●	●	●	●	●
External lighting with gutter above the living area door	●	●	●	●	●	●	●	●	●	●	●
Halogen lamp with protective glass cover	●	●	●	●	●	●	●	●	●	●	●
Lighting inside the wardrobe	●	●	●	●	●	●	●	●	●	●	●
Automatic DUOCOMFORT inverter	●	●	●	●	●	●	●	●	●	●	●
SECUMOTION, enabling you to travel with the heating on	●	●	●	●	●	●	●	●	●	●	●
EQUIPMENT OF THE CARRIER											
Engine immobiliser	●	●	●	●	●	●	●	●	●	●	●
Driver's air bag	●	●	●	●	●	●	●	●	●	●	●
ABS braking + ASR	●	●	●	●	●	●	●	●	●	●	●
Original cab seats in fabric to match the living area, with built-in seat belts	●	●	●	●	●	●	●	●	●	●	●
Cab door with automobile lock	●	●	●	●	●	●	●	●	●	●	●
Cab air-conditioning	●	●	●	●	●	●	●	●	●	●	●
Tinted windows	●	●	●	●	●	●	●	●	●	●	●
MP3 car radio / CD player	●	●	●	●	●	●	●	●	●	●	●
Carpeted floor in cab	●	●	●	●	●	●	●	●	●	●	●
Electric de-frosting side mirrors	●	●	●	●	●	●	●	●	●	●	●
Internal rear view mirror (camera on 90dF)	●	●	●	●	-	-	-	-	-	-	-
Heat-insulating blind on rails in front cab (DUETT SEITZ)	●	●	●	●	●	●	●	●	●	●	●
Wheel repair kit	●	●	●	●	●	●	●	●	●	●	●
LIVING AREA EQUIPMENT											
Reversing camera	0	0	0	0	●	●	●	●	●	●	●
Electric retractable step	-	-	-	-	●	-	-	-	-	-	-
Insulated, ventilated step built into the floor	●	●	●	●	-	●	●	●	●	●	●
Rear stabilising jacks	●	●	●	●	●	●	●	●	●	●	●
Remote control locking and unlocking of doors (PLIP)	●	●	●	●	●	●	●	●	●	●	●
UK PACK											
30-litre oven with grill	9	PACK	PACK	PACK	PACK	PACK	PACK	PACK	PACK	PACK	PACK
Living area carpet kit	10	PACK	PACK	PACK	PACK	PACK	PACK	PACK	PACK	PACK	PACK
TRUMA C6002 "EH" (electrical resistance hot water and heating)	1,1	PACK	PACK	PACK	PACK	PACK	PACK	PACK	PACK	PACK	PACK
LIVING AREA OPTIONS											
Reversing camera	1,2	0	0	0	0	●	●	●	●	●	●
Compartment and cabling for 3rd battery (battery not supplied)	2,6	0	0	0	0	0	0	0	0	0	0
Living area door mosquito screen	4	0	0	0	0	0	0	0	0	0	0
Ladder and cross-beams for roof rack	10	0	0	0	0	0	0	0	0	0	0
Dashboard with walnut burr effect	-	0	0	0	0	0	0	0	0	0	0
"Cannes" ambience (Alcantara® mixed fabric)	-	0	0	0	0	0	0	0	0	0	0
"Geneva" ambience (Alcantara®)	-	0	0	0	0	0	0	0	0	0	0
"Boston" leather ambience (beige colour leather / TEP)	-	-	-	-	-	0	0	0	0	0	0
CARRIER OPTIONS											
Cruise control	2	0	0	0	0	0	0	0	0	0	0
Passenger air bag	6	0	0	0	0	0	0	0	0	0	0
E S P	-	0	0	0	0	-	-	-	-	-	-
3.0 - litre, 160 hp engine*	50	-	-	-	-	0	0	0	0	0	0
FIAT automatic gearbox (only with 3.0 l engine)*	17	-	-	-	-	0	0	0	0	0	0
Fog lights	1,3	-	-	-	-	0	0	0	0	0	0
Motorcycle carrier*	kg :	85	85	85	85	45	65	65	65	65	65
Tow bar* (Fiat = 1500 kg / AL-KO = 2000 kg)	kg :	70	70	70	70	33	53	53	53	53	53
Motorcycle carrier + Tow bar*	kg :	111	111	111	111	75	95	53	53	53	53

*Please note : possible reduction in registered seats

0 = Option, ● = Original, - = Not available

The optionally installed accessories are not included in the definition of the vehicle's unladen weight. The weight of these elements must therefore be deducted from the vehicle's payload.

Serie 9M



965M

966M

983M

986M

990M

ENGINE EQUIPMENT/CHASSIS	MERCEDES 2,2*	MERCEDES 2,2*	MERCEDES 2,2*	MERCEDES 2,2*	MERCEDES 2,2*
Number of cylinders	4	4	4	4	4
Cubic capacity (cm ³)	2148	2148	2148	2148	2148
Maximum power (kw CEE)	110	110	110	110	110
DIN power (HP)	150	150	150	150	150
At RPM	3800	3800	3800	3800	3800
Maximum torque (Nm)	330	330	330	330	330
Maximum torque rate (RPM)	1200 à 2400	1200 à 2400	1200 à 2400	1200 à 2400	1200 à 2400
Wheelbase (m)	4,325	4,325	3,665	3,665	4,325
Gross vehicle weight	3500/3880**	3500/3880**	3500/3880**	3500/3880**	3500/3880**
Unladen weight (+/- 5%)	3230	3230	3105	3105	3230
Overall length (m)	7,4	7,4	6,85	6,85	7,4
Overall width (m)	2,31	2,31	2,31	2,31	2,31
Overall height (m) - (Tolerance +/- 3%)	2,86	2,86	2,86	2,86	2,86
Capacity of fresh water tank (litres)	100/70****	100/70****	100	100	100/70****
Number of seatbelts	4	4	4	4	4
Number of seats (vehicle certificate)	3 (2)****	3 (2)****	4 (3)***	4 (3)***	3 (2)****
Number of dining seats	5	5	4	5	5
Anti-pollution standard	Euro IV	Euro IV	Euro IV	Euro IV	Euro IV
Possible sleeping spaces	4	4	4	4	4
Bodywork (Polyester or Alufiber)	P	P	P	P	P
Type of heating (make and model)	Combi Truma EH	Combi Truma EH	Combi Truma EH	Combi Truma EH	Combi Truma EH
Refrigerator capacity (litres)	175	150	150	150	175
Battery capacity (Ah)	90	90	90	90	90
BED SIZES (mm)					
Rear bed	(1980 x 800) + (1980 x 800)	(1980 x 800) + (1885 x 800)	2100 x 1410	1980 x 1350	1900 x 1400
Dinette bed	-	-	-	-	-
Fold-away cab bed	1900 x 1350	1900 x 1350	1900 x 1350	1900 x 1350	1900 x 1350

All models available right and left hand drive.

*OPTION : MERCEDES 3,0 I - V6 - 184 HP

**Option 3880 → Number of registered seats = 4

***983M/986M : Option 184 HP = 3 registered seats / Automatic gearbox with towing capability = 3 registered seats

****965M/966M/990M/992M/966M/997M/999M : Towing capability = 2 registered seats / Option 184 HP + automatic gearbox = 2 registered seats (with option 184 HP, and/or automatic gearbox = 70 L fresh water)

14 The optionally installed accessories are not included in the definition of the vehicle's unladen weight. The weight of these elements must therefore be deducted from the vehicle's payload.

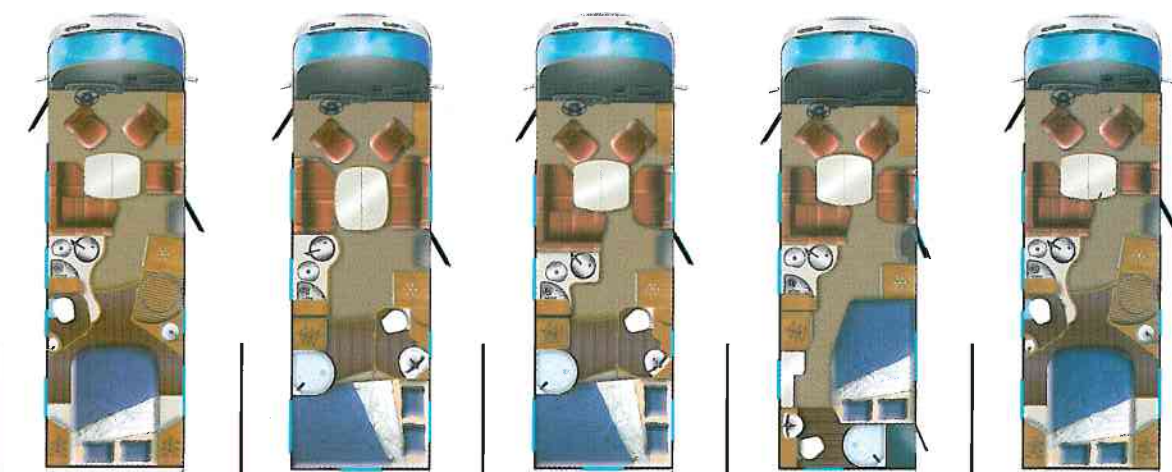
Serie 9M

REMEMBER

When purchasing a RAPIDO, the unladen weight includes the weight of the vehicle's standard equipment.

The unladen weight of camping-cars is determined in compliance with the laws currently in force and includes the vehicle in working order, the driver (75kg), the gas, fresh water and fuel tanks up to 90 % of their capacity with a tolerance of +/- 5 %.

It is therefore the responsibility of the user to adjust the load and the number of passengers on board according to the payload and the weight of any additional equipment installed in the vehicle.



992M

996M

997M

999M

992MH

ENGINE EQUIPMENT/CHASSIS	MERCEDES 2,2*	MERCEDES 2,2*	MERCEDES 2,2*	MERCEDES 2,2*	MERCEDES 2,2*
Number of cylinders	4	4	4	4	4
Cubic capacity (cm ³)	2148	2148	2148	2148	2148
Maximum power (kw CEE)	110	110	110	110	110
DIN power (HP)	150	150	150	150	150
At RPM	3800	3800	3800	3800	3800
Maximum torque (Nm)	330	330	330	330	330
Maximum torque rate (RPM)	1200 à 2400	1200 à 2400	1200 à 2400	1200 à 2400	1200 à 2400
Wheelbase (m)	4,325	4,325	4,325	4,325	4,325
Gross vehicle weight	3500/3880**	3500/3880**	3500/3880**	3500/3880**	3500/3880**
Unladen weight (+/- 5%)	3230	3225	3230	3245	3630
Overall length (m)	7,4	7,4	7,4	7,4	7,4
Overall width (m)	2,31	2,31	2,31	2,31	2,31
Overall height (m) - (Tolerance +/- 3%)	2,86	2,86	2,86	2,86	2,86
Capacity of fresh water tank (litres)	100/70****	90/70****	100/70****	100/70****	120
Number of seatbelts	4	4	4	4	4
Number of seats (vehicle certificate)	3 (2)****	3 (2)****	3 (2)****	3 (2)****	4
Number of dining seats	5	6	6	5	5
Anti-pollution standard	Euro IV	Euro IV	Euro IV	Euro IV	Euro IV
Possible sleeping spaces	4	4	4	4	4
Bodywork (Polyester or Alufiber)	P	P	P	P	P
Type of heating (make and model)	Combi Truma EH	Combi Truma EH	Combi Truma EH	Combi Truma EH	Combi Truma EH
Refrigerator capacity (litres)	150	175	150	175	150
Battery capacity (Ah)	90	90	90	90	2 x 90
BED SIZES (mm)					
Rear bed	1900 x 1400	2100 x 1410	2100 x 1410	1980 x 1350	1900 x 1400
Dinette bed	-	-	-	-	-
Fold-away cab bed	1900 x 1350	1900 x 1350	1900 x 1350	1900 x 1350	1900 x 1350

All models available right and left hand drive.

*OPTION : MERCEDES 3,0 I - V6 - 184 HP

**Option 3880 → Number of seats = 4

***965M/966M/990M/992M/966M/997M/999M : Towing capability = 2 registered seats / Option 184 HP + automatic gearbox = 2 registered seats

****965M/966M/990M/992M/966M/997M/999M : Towing capability = 2 registered seats / Option 184 HP + automatic gearbox = 70 L fresh water

Serie 9M

A-CLASS

9 Serie MERCEDES

	M165M	M166M	M183M	M186M	M189M	M192M	M196M	M176M	M165M	M192MH
BODYWORK AND OPENINGS										
Panels all reinforced polyester with gutter	●	●	●	●	●	●	●	●	●	●
Storage locker(s) with outside access	●	●	●	●	●	●	●	●	●	●
Storage drawer(s) integrated in the skirts	●	●	●	●	●	●	●	●	●	●
Double glazing bays with "blind / fly-screen" combination	●	●	●	●	●	●	●	●	●	●
"Central locking" of opening bays	●	●	●	●	●	●	●	●	●	●
Cab door(s) with electric windows	●	●	●	●	●	●	●	●	●	●
Transparent skylights with fly-screen and blind	●	●	●	●	●	●	●	●	●	●
Bay on living space door	●	●	●	●	●	●	●	●	●	●
HEKI skylight double fold blind with interior wood trim	●	●	●	●	●	●	●	●	●	●
LIVING SPACE										
Permanent bed(s) with slat bed-frame and BULTEX® foam mattress	●	●	●	●	●	●	●	●	●	●
Jack-assisted fold-away cab bed with slatted spring	●	●	●	●	●	●	●	●	●	●
Permanent bed(s) with tilt-adjustable head sections	●	●	-	-	●	●	-	-	-	●
Curtains and netting on the bays (except kitchen and toilet)	●	●	●	●	●	●	●	●	●	●
Rigid partition	●	-	-	-	●	●	-	-	-	●
Flexible partition	-	●	●	●	-	-	-	-	-	-
Walls 30 mm thick with styrofoam insulation (walls + roof), floor 40 mm	●	●	●	●	●	●	●	●	●	●
3-point safety belt(s) in the living space	2	2	2	2	2	2	2	2	2	2
Flat screen TV unit (TV not supplied)	●	●	●	●	●	●	●	●	●	●
ELEGANCE furniture	●	●	●	●	●	●	●	●	●	●
KITCHEN										
Embossed stainless steel sink	●	●	●	●	●	●	●	●	●	●
New ELEGANCE embossed stainless steel 3-burner cooking hob with 2 covers and piezzo ignition	●	●	●	●	●	●	●	●	●	●
2nd sink with waste bin and drainer	●	●	●	●	●	●	●	●	●	●
Laminated work top	●	●	●	●	●	●	●	●	●	●
Large sliding storage space under kitchen unit (only if variant without oven)	●	●	●	●	●	●	●	●	●	●
Refrigerator with freezer compartment (150 litres AES)	-	●	●	●	-	●	-	-	-	●
Refrigerator with freezer compartment (175 litres AES)	●	-	-	-	●	-	-	-	-	●
Back-lit bar (glasses not supplied)	●	●	●	●	●	●	●	●	●	●
Extraction hood above the kitchen	●	●	●	●	●	●	●	●	●	●
External refrigerator grill	●	●	●	●	●	●	●	●	●	●
Refrigerator grill covers (for winter use)	●	●	●	●	●	●	●	●	●	●
External boiler inspection hatch (drain access, maintenance)	●	●	●	●	●	●	●	●	●	●
BATHROOM										
Bathroom with wooden furnishings	●	●	●	●	●	●	●	●	●	●
Rectangular shower, separate from WC and sink, with rigid door (shower screen)	●	-	-	●	-	-	-	-	-	-
Bathroom with rigid circular shower door(s) and grating (only on 703 (wood) -7066 (plastic) -992M (wood) -992MH (wood))	-	●	●	-	●	●	●	●	●	●
Separate shower with circular door	-	●	-	-	●	●	●	●	-	●
Telescopic clothes rack in the toilets	-	-	-	●	-	-	-	-	-	●
Chrome finish bathroom accessories	●	●	●	●	●	●	●	●	●	●
Frosted glass in the bathroom	●	●	●	●	●	●	●	●	●	●
Back-lit frosted mirror	-	●	-	-	●	●	●	●	-	●
Back-lit soap holder	●	●	●	●	●	●	●	●	●	●
Stainless steel basin	●	●	-	●	-	●	●	-	-	●
White basin	-	●	●	-	●	-	-	-	●	●
THETFORD camping toilet with removable tank	●	●	●	●	●	●	●	●	●	●
DOMETIC camping style WC with suction	-	-	-	-	-	-	-	-	-	●
WATER										
Capacity of freshwater tank (litres)	100/70*	100/70*	100/70*	100/70*	100/70*	100/70*	90/70*	100/70*	100/70*	120/70*
Capacity of waste water tank (litres)	100	100	100	100	100	100	100	100	100	100
Electric water pump	●	●	●	●	●	●	●	●	●	●
External shower with hot and cold water and mixer tap	●	●	●	●	●	●	●	●	●	●
HEATING										
New TRUMA Combi (UK pack : gas + electric)	●	●	●	●	●	●	●	●	●	●

*Option 160 hp = 70 L capacity of fresh water tank

● = Original, - = Not available

The optionally installed accessories are not included in the definition of the vehicle's unladen weight. The weight of these elements must therefore be deducted from the vehicle's payload.

Serie 9M

A-CLASS

9 Serie MERCEDES

	M165M	M166M	M183M	M186M	M189M	M192M	M196M	M176M	M165M	M192MH
ENERGY										
Semi-stationary auxiliary battery with coupler and separator (90 Ah)	●	●	●	●	●	●	●	●	●	● X2
Compartment and 3rd battery	-	-	-	-	-	-	-	-	-	●
Cutting transformer - charger	20A	20A	20A	20A	20A	20A	20A	20A	20A	20A
Two-pole magneto - thermal circuit breaker	●	●	●	●	●	●	●	●	●	●
Control panel with instant consumption measuring	●	●	●	●	●	●	●	●	●	●
Centralised Fuse box with protected "accessories" exits	●	●	●	●	●	●	●	●	●	●
External 230 V connection - internal 230 V plug	●	●	●	●	●	●	●	●	●	●
Flat screen TV space with 12 V - 230 V - coaxial pre-cabling+ satellite and video	●	●	●	●	●	●	●	●	●	●
Speakers in the living area	●	●	●	●	●	●	●	●	●	●
External lighting with gutter above the living area door	●	●	●	●	●	●	●	●	●	●
Halogen lamp with protective glass cover	●	●	●	●	●	●	●	●	●	●
Ambiance lighting	●	●	●	●	●	●	●	●	●	●
Lighting inside the wardrobe	●	●	●	●	●	●	●	●	●	●
Automatic DUOCOMFORT inverter	●	●	●	●	●	●	●	●	●	●
SECUMOTION, enabling you to travel with the heating on	●	●	●	●	●	●	●	●	●	●
EQUIPMENT OF THE CARRIER										
Engine immobiliser	●	●	●	●	●	●	●	●	●	●
Driver's air bag	●	●	●	●	●	●	●	●	●	●
ABS braking	●	●	●	●	●	●	●	●	●	●
ABS - ASR - ESP	●	●	●	●	●	●	●	●	●	●
"Grand Comfort" cab seats with fabric to match the living area and built-in seat belts	●	●	●	●	●	●	●	●	●	●
Cab door with automobile lock	●	●	●	●	●	●	●	●	●	●
Dashboard with walnut burr effect	●	●	●	●	●	●	●	●	●	●
Cab air-conditioning	●	●	●	●	●	●	●	●	●	●
Tinted windows	●	●	●	●	●	●	●	●	●	●
MP3 car radio / CD player	●	●	●	●	●	●	●	●	●	●
Carpeted floor in cab	●	●	●	●	●	●	●	●	●	●
Electric de-frosting side mirrors	●	●	●	●	●	●	●	●	●	●
Heat-insulating blind on rails in front cab (DUETT SEITZ)	●	●	●	●	●	●	●	●	●	●
Wheel repair kit	●	●	●	●	●	●	●	●	●	●
Fog lights	●	●	●	●	●	●	●	●	●	●
LIVING AREA EQUIPMENT										
Reversing camera	●	●	●	●	●	●	●	●	●	●
Insulated, ventilated step built into the floor	●	●	●	●	●	●	●	●	●	●
Rear stabilising jacks	●	●	●	●	●	●	●	●	●	●
Remote control locking and unlocking of doors (PLIP)	●	●	●	●	●	●	●	●	●	●
UK PACK										
30-litre oven with grill	9	PACK	PACK	PACK	PACK	PACK	PACK	PACK	PACK	PACK
Living area carpet kit	10	PACK	PACK	PACK	PACK	PACK	PACK	PACK	PACK	PACK
TRUMA "E-H" (electrical resistance hot water and heating)	1,1	PACK	PACK	PACK	PACK	PACK	PACK	PACK	PACK	PACK
LIVING AREA OPTIONS										
Compartment and cabling for 3rd battery (battery not supplied)	2,6	0	0	0	0	0	0	0	0	-
Living area door mosquito screen	4	0	0	0	0	0	0	0	0	0
Ladder and cross-beams for roof rack	10	0	0	0	0	0	0	0	0	0
A-class without cab bed, with table leg retractable for bed position	-	0	0	0	0	0	0	0	0	0
"Cannes" ambiance (Alcantara® mixed fabric)	-	0	0	0	0	0	0	0	0	0
"Geneva" ambiance (Alcantara®)	-	0	0	0	0	0	0	0	0	0
"Boston" leather ambiance (beige colour leather / TEP)	-	0	0	0	0	0	0	0	0	0
CARRIER OPTIONS										
Cruise control	2	0	0	0	0	0	0	0	0	0
Passenger air bag	3	0	0	0	0	0	0	0	0	0
3.0-litre V6 184 hp engine*	40	0	0	0	0	0	0	0	0	0
Mercedes automatic gearbox*	32	0	0	0	0	0	0	0	0	0
Alloy wheels	-	0	0	0	0	0	0	0	0	0
Motorcycle carrier*	kg :	73	73	73	73	73	73	73	73	83
Tow bar* (1800 kg)	kg :	51	51	51	51	51	51	51	51	61
Motorcycle carrier + Tow bar*	kg :	93	93	93	93	93	93	93	93	103

*Please note : possible reduction in registered seats

0 = Option, ● = Original, - = Not available

The optionally installed accessories are not included in the definition of the vehicle's unladen weight. The weight of these elements must therefore be deducted from the vehicle's payload.

Reversing camera

The whole RAPIDO range has the advantage of a reversing camera (except for Series 7 and 9F, where it is an option). The camera is fitted with infrared for night vision. It is connected to a 5-inch colour screen with built-in speaker. The driver can therefore hear the instructions being given by someone behind the vehicle! Manoeuvring has never been so easy!




Radio RDS MP3/CD - DEH-2900MP



The radio DEH-2900MP is a top-of-the-range product from Pioneer, equipped with the latest technologies. The DEH-2900MP has MP3-function which, combined with an equalizer, allows you to listen during hours to music of exceptional quality.

Double pre-cabing for DVD player

RAPIDO keeps pace with innovation. Nowadays, some sophisticated car radios* can play DVD films; RAPIDO has run an audio/video cable from the dashboard to the TV set especially for this purpose. A second audio/video cable allows to connect a DVD player near the TV cupboard.



*Available as an accessory from your dealer.

Modular seats

To comply with our customers' wishes, RAPIDO has developed new bench seats with modular seats.

From the "Living room" position around the table, you can reconfigure the seats so that they can be used facing the road with a seat belt during a trip.

A set of sliding or opening panels makes it easy for you to modify your bench seat to your requirements.



RAPIDO

CAMPING-CARS

Your next stage in the art of travelling

WWW.RAPIDO.FR

B.P. 19 - 53101 MAYENNE CEDEX - FRANCE - Tél. +33 2 43 30 10 70 - Fax +33 2 43 30 10 71

Some models presented in this catalogue may be shown with optional equipment. Since part of RAPIDO production is intended for export, the characteristics of the models may vary from one country to another; for an exact definition of the models marketed, we request you to consult your dealer. RAPIDO reserves the right to make modifications to its models without notice. Despite the care taken in the production of this catalogue, it cannot be taken as a contractual document. Your dealer will be happy to give you any further information you may require.