



Caravan Club Award
Ariva



Stellar



Clubman EB

HIGHBRIDGE

caravans | motorhomes | camping

Sales: 01278 782725 Aftersales: 01278 764800

info@highbridgecaravans.co.uk

www.highbridgecaravans.co.uk

Highbridge Caravan Centre Limited
A38 Bristol Road, Highbridge, Somerset TA9 4EX

your 1st choice for more choice

Updated Information:

The Lunar Owner's Club When you choose Lunar you have a great, exclusive opportunity to join the growing band of enthusiasts that enjoy all the special benefits of being a Lunar Owner's Club member.

As a Owner's Club member you will receive regular information-packed newsletters with all the latest news on forthcoming events, letters from fellow members and the inside track on the new developments from Lunar Caravans themselves.

Every member is welcome at the Club's numerous exclusive rallies across the UK, you'll meet a host of new friends who share a common interest in enjoying caravanning in a Lunar. These seasoned veterans can also offer a wealth of knowledge and expertise to help you enjoy lightweight touring at its VERY BEST.

For further information and details on how to join please visit
www.lunarownersclub.net

Special thanks to:

Dutton Forshaw Volkswagen, Preston. Tel: 01772 702288. www.duttonforshaw.com
Farington Lodge Hotel, Preston. Tel: 01772 421321. www.faringtonlodgehotel.co.uk



Live a Lunar Life

www.lunarcaravans.com

Sherdley Road, Lostock Hall, Preston, Lancashire PR5 5JF Tel: 01772 337 628 Fax: 01772 627 722 Email: sales@lunarcaravans.com



Lightweight Luxury from Lunar

2009 Caravan Range



Lunar - 40 years of Excellence

Lunar are now entering their 40th season of being THE leaders in lightweight touring technology.

Lunar was established in 1969 by co-founders Brian Talbot and Ken Wilcock, both of whom worked as joiners for Knowsley Caravans, before setting up Lunar.

In 1969, Inspired by the moon landing mission Brian Talbot and Ken Wilcock chose 'Lunar' as the name of their caravan manufacturing business. Initially based at Earnshaw Bridge, Farington, near Preston, Lunar then moved to a former mill site in Lostock Hall. In 1971 Brian and Ken renovated the Lostock Hall site using their own joinery and building skills to incorporate a storage area and manufacturing plant and in 1975 Lunar ventured into the static caravan home and motorhome markets to complement its touring caravan range.

In 2000 Lunar was purchased from Brian Talbot and Ken Wilcock by the Tirus Group who already had a number of Caravan and Manufacturing plants in Europe and it remained under this ownership until November 2007 when a management buyout secured the company's return to British ownership.

Now freed from its European shackles Lunar has already invested in new facilities and looks forward to many more years of successful manufacturing.

Pictured on the opposite page the first Lunar Caravan ever built in June 1969.



Live a Lunar Life



Contents

02 - 40 Years of Lunar

A timeline to show the progression of Lunar as they enter their 40th season of Production

05 - The Lunar Landscape 2009

06 - Lunar's Lighter Weight

The secrets behind Lunar's legendary high quality, lightweight construction

08 - 2009 Feature Highlights

10 - Clubman and Delta - 2 to 6 Berth

The appeal of the Clubman and Delta's classic styling and craftsman built quality is now offered in 4 Clubman models and 3 Delta Models

16 - Lexon - 4 Berth

The four innovative fixed bed Lexon models use their extra width and specially developed interior layouts to an amazing spacious effect

20 - Stellar - 2 Berth

Compact size and easy to manage, yet, with its extra width, amazingly roomy

22 - Quasar - 2 to 6 Berth

Exceptional value, a great choice of seven models, light-in-weight AND packed with quality features

26 - Ariva - 2 Berth

Narrower and lighter than ANY of its rivals, since its introduction the Ariva has led the way in compact touring luxury, winning yet another major award in 2008

28 - Zenith - 2 Berth

Lightweight family tourers with a great price tag

30 - 2009 Features at a glance

32 - The Lunar Owners' Club

The Lunar Owners' Club is a great way to add to your touring enjoyment

Important Note: Whilst the contents of this brochure are correct at time of going to print, Lunar Caravans reserve the right to alter materials, specification and prices without prior notification. It should be noted that distributors and dealers are not the agents of Lunar Caravans Limited and are therefore NOT authorised to bind the Company by any specific or implied undertaking or representation.

Please note that the props and bedding featured in the pictures within this brochure are for display purposes only and are NOT included within the purchase price of the caravan. Also, the cars used in the photographs are for illustration purposes only and are not necessarily a legal or recommended tow match.

The information and images contained in this brochure are strictly copyright ©2008 Lunar Caravans and may not be reproduced in any way without express permission.

Lunar Caravans 2009



Live a Lunar Life



The Lunar Landscape 2009

Lunar's 2009 caravan collection is quite simply superb.

New layouts, extensive increases in specification, smart design and high quality fittings and furnishings are matched with smooth, external styling in a package that is famously MUCH LIGHTER THAN ANY OF OUR RIVALS.

2009 welcomes the major redevelopment of the family orientated Quasar range. The 2009 Quasar line up consists of seven models with three brand new layouts in the range. The Quasars offer a light and airy interior due to the careful choice of fabrics, design accessories and the increased size and number of roof lights that let in an immense amount of daylight. Specification in this range is also high with features such as a Thetford C250 Swivel toilet, 112 Litre Electronic fridge, microwave, radio/CD player, multi-directional TV aerial and an AKS Stabiliser.

ALL the Lunar ranges also benefit from extensive upgrades in design and specification that not only enhance the luxury offered by Lunar but also offer practical benefits to the modern day caravanner as well. Features including new exterior aluminum profiles across all ranges give the 2009 exteriors a fresher and more modern feel, a new style battery box, easy to use aluminum fixed bed frames, sprung upholstery, lift up front beds and front locker storage access offer great storage and all add to the luxurious feel of ALL Lunar caravans.

Of course this brochure can only offer you a taste of Lunar quality. With so many great reasons to choose Lunar it's time you paid a visit to your local approved dealer or visit our website www.lunarcaravans.com. With so many models to choose from, WE KNOW THERE'S A SUPERB LIGHTWEIGHT LUNAR THAT'S PERFECT FOR YOU!

For exclusive news updates from Lunar register your e-mail address at www.lunarcaravans.com



Lightweight Luxury

Ask any experienced caravanner and they'll tell you Lunar's are best known for their weight... or rather every Lunar's LACK of it!


In all the years Lunar has led the way, there has been no serious competition to our impressive weight advantage from the ordinary caravan manufacturers... With fuel prices climbing ever higher, when it comes to the filling up at the pump, that's a BIG advantage in your pocket!

Our Caravans are as Much as 15% Lighter than the Competition!!

Lightweight yes – but without compromising on strength, quality, durability, practicality or those great looks.

We're also pleased to announce that our superb caravans have once again been recognised for their exceptional lightweight construction, top specification and sheer quality

with our unique Ariva being presented with the prestigious 2008 best in class award by The Caravan Club for the second year running. Lightweight yes - but without compromising on strength, quality, durability, practicality OR those great looks.



Up to 15% Lighter than the Competition!

Why?

- Greater Fuel Economy
- Easier Maneuverability
- Reduced Carbon Footprint
- Option to use a Wider Range of Towing Vehicle

How?

- 40 years experience of building lightweight caravans
- We utilise only the lightest, strongest materials and pay meticulous attention to the smallest detail to save weight.
- Use of specially imported Obeche hardwood which is up to 30% lighter than alternative products
- Collaboration with suppliers to develop lightweight and quality components.



Live a Lunar Life

Warranty

Lunars are famously well built and reliable, but for total peace of mind ALL Lunar Caravans are supplied with a 6 year body shell integrity warranty and a 3 year manufactures backed warranty (specific exclusions apply). (subject to an annual service and inspection and excluding items subject to normal wear and tear).

Each Lunar model has been certified by the **NATIONAL CARAVAN COUNCIL** for compliance with stringent European Standards, British Standards AND the industry set Codes of Practice that specifically relate to health and safety issues.

The approvals process covers the testing and inspection of all critical areas of the product from fire safety, weights and dimensions through to gas, electrics and ventilation. In order to ensure Lunar's continuing compliance with their stringent standards, the NCC also carry out unannounced spot inspections at the Company's Preston factory.

Every caravan carries the 'NCC Approved Caravan' badge that gives you the peace of mind in the knowledge that your caravan's both fully legal AND safe.

Touring caravans are designated by the model year which runs from 1 September to 31 August.

The despatch of 2009 models commences on 1 September 2008.

Soft Furnishing Combination Options

Lunar have carefully selected the standard soft furnishings to look great in each model range. However for a small additional fee (and subject to availability) you may choose any soft furnishing combination from the 2009 range for your caravan. In addition to this there is a luxurious Leather option available for Lexon, Clubman and Delta Caravans.

MRO Information

The stated Mass in Running Order, 'MRO', includes a manufacturer's tolerance that reflects the varying individual weights of component parts. It is anticipated that the stated figure will NEVER be exceeded in the standard ex-works specification.

Special L Shaped Layout Option

A popular choice amongst caravanners who like to relax in real comfort, Lunar's L shaped layout option offers a spacious seating area at the front of the caravan that can be converted into a large front double bed. In addition this layout provides a long offside picture window and a neat floor cabinet – ideal for parking the TV on when you want to put your feet up!

The L shaped layout option is available as a special order (at an additional charge) on selected models.

2009 Feature Highlights



A



B



C



D



E



F



G



H



I



J



K



L



M




N



O



Q



P

- A** The new triple bunks of the Quasar 546- also featuring an innovative bottom bunk storage area for when not in use with interior and exterior access
- B** Luxury sprung mattresses are now standard on the Clubman and Delta ranges with quality sprung mattresses on all other ranges
- C** Aluminium framed lift up fixed beds offer weight saving and better storage
- D** 13 Pin connector now standard on all 2009 models
- E** Domestic style washroom door handles to all ranges (where applicable)
- F** Drop down locker doors to front beds creates easy to access storage. Note; the fuse box has also been moved to the front for easy access
- G** New style alloy wheels across all ranges (except Zenith)
- H** Mini Heki
- I** Lift up front beds offer easy to access storage on all ranges (except Zenith)
- J** Attention to detail in all washrooms - featured here the stylish chrome shower fitting in the Lexon EB
- K** Large fridges throughout all models
- L** Alarm now standard on the Stellar, Lexon, Clubman and Delta ranges
- M** New style battery box to all models
- N** 4 burner hob with one electric plate now in all Clubman and Delta models
- O** AL-KO ATC anti-snaking device standard on Clubman and Delta models and optional on Ariva, Stellar, Quasar and Lexon ranges
- P** AKS stabiliser now standard on all models (except Zenith)
- Q** New exterior door to all ranges (except Zenith) featuring high security lock and waste bin

2009 Clubman & Delta

Undoubted design classics, the single axle Clubman and twin axle Delta ranges represent the peak of modern luxury caravan styling. The sharp graphics, eye catching 'Privacy' tinted windows and stylish light clusters featuring the latest LED bulbs create striking exteriors. These superb ranges, offering a choice of three models for the Delta's and four for the Clubman's and set the benchmark in touring quality and design.

Step inside and the elegant curves of the furniture draw the eye past the spacious work surfaces with their rich marble effect surfaces, and ample storage to alight on pleasing and practical details; the large Dometic 8 Series fridge with a stylish high gloss black finish; the smart new furniture handles, the top quality 20 litre/800 watt fitted digital microwave oven and cutting-edge sound system with DVD, CD, MP3 and radio. The luxurious, fully sprung upholstery and luxury sprung fixed bed mattresses add to the feeling of quality and comfort. All models also offer industry leading headroom with ceiling heights of 1960mm.

With such desirable models you'll be concerned about security too. With the high tech AL-KO ATC antisnake system, a stabiliser for maximum stability, an AL-KO Secure wheel lock (two on the Delta) and a burglar alarm ALL fitted as standard you can relax with real peace of mind, with towing or on-site.

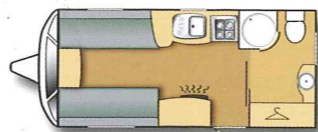
This highly regarded range is also award winning; the 2008 Clubman ES won the prestigious Practical Caravan Magazine 'Tourer of the Year Award' and the Clubman EB came 'Highly Commended' in the 2008 Which Caravan Magazine Award.



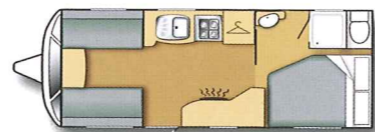
A



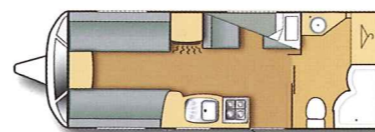
B



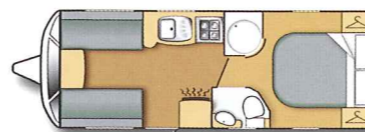
Clubman CK - 2 Berth



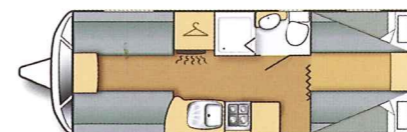
Clubman EB - 4 Berth



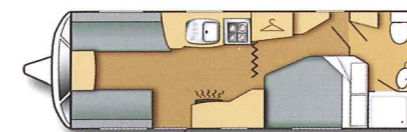
Clubman ES - 4 Berth



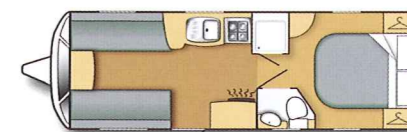
Clubman SI - 4 Berth



Delta TL - 6 Berth - Twin Axle



Delta RS - 4 Berth - Twin Axle



Delta TI - 4 Berth - Twin Axle

Live a Lunar Life

- A New style alloy wheels with AL-KO Secure wheel lock (2 on Deltas)
- B Delta TI
- C Gas locker bottles to hold all gas bottle types
- D AL-KO ATC anti-snaking device offering ultimate piece of mind when towing
- E Stylish rear light cluster - featuring LED bulbs



C



D



E

2009 Clubman & Delta

Keynotes

- 4 Clubman models and 3 Delta models
- Great specification including CD/DVD player superb Work Surfaces and industry leading interior headroom.
- All models also feature the added security of ATC, Wheel Locks, an Alarm and Stabiliser – all fitted as standard.
- New Clubman SI model offering the very popular fixed island bed layout.



B



C



D



E



F



G



H

A Stylish spot reading lights

B 4 burner hob with one electric plate now in all Clubman and Delta models

C Soft roll pleated blinds offer that extra luxury

D Illustrating the great amount of kitchen work space offered in the Delta TL model

E High capacity Dometic 8 Series fridge with removable freezer compartment


F The Luxurious Leather Option

G The rear bunks in the Delta TL – offering large families a luxury choice of caravan

H The front end of the Clubman and Delta's – illustrating the new luxury fabrics for 2009



- A** The luxury fixed bed Delta TI model
- B** Mirrored storage unit
- C** Aluminium bed frames to all fixed bed models
- D** The fixed bed of the brand new Clubman SI model
- E** Luxury sprung mattresses give ultimate comfort to fixed bed models
- F** Ceramic Domestic style toilet
- G** Stylish spot reading lights
- H** New luxury fabrics throughout
- I** Attention to detail can be seen in all aspects of the caravans
- J** Spacious washrooms with plenty of storage
- K** Stunning domestic style walk in shower in the Clubman ES



2009 Clubman & Delta

Key Features

- AL-KO ATC Anti-Snaking Device.
- AL-KO Secure Lock (2 fitted on Deltas)
- **NEW!** Spare Wheel as Standard
- Industry Leading 6'5" Interior Height
- **NEW!** Soft Furnishings with Sprung Upholstery
- **NEW!** Carpet, Fabric and Curtains
- **NEW!** Luxury Sprung Mattress
- **NEW!** Aluminium Framed Lift up Fixed Beds
- **NEW!** Large Heki over all Fixed Beds
- **NEW!** Domestic Style Door / Handle to Washrooms
- **NEW!** Soft Roll Pleated Blinds
- **NEW!** Furniture Handles
- LED lighting in Cocktail Cabinet (model specific)
- CD/DVD/MP3 Player
- **NEW!** EB Shower cubicle
- **NEW!** Ceramic Domestic Style Toilet
- **NEW!** Mini Heki to all Washrooms
- **NEW!** 4 Burner hob with Electric plate
- 20 litre 800 watt Digital Microwave
- Domestic 8 series Fridge with Removable Freezer Compartment
- **NEW!** Integrated S/Steel sink drainer
- **NEW!** Roof strength for air-conditioning on twin axles
- Delta models fitted with an on-board Water Tank
- Superb Cream Leather Option

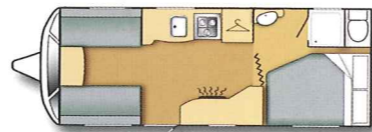
2009 Lexon

The hugely popular fixed bed Lexon range comprises a mix of twin and single axle models. Based on a body with industry leading width they deliver exceptional comfort all with large fixed beds, great washrooms and ALL the space you need to relax. The Lexon range for 2009 offers great style, quality, value and a high specification.

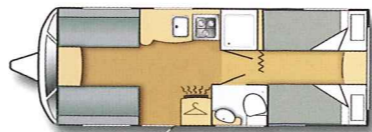
Lunar have improved the Lexon range for 2009 with the addition of sprung upholstery throughout, sprung mattresses, new 'user friendly' aluminum bed frames, lift up front beds and full length drop down access lockers to the front beds. Offering additional comfort and storage these features make this already popular range the ultimate caravans for fixed bed tourers.

Keynotes

- The 4 model Lexon range offers luxury fixed bed models ideal for couples that appreciate space and luxury combined with Lunar's legendary lightweight construction.
- Three Single Axle models include an Island Bed, a Nearside Fixed Bed and a Fixed Single Bed model.
- The Twin Axle Lexon model features a nearside fixed bed with luxurious large Rear Washroom.
- 2009 Lexon improvements have concentrated on offering more comfort, storage and light.



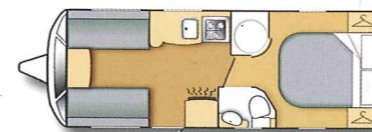
Lexon EB - 4 Berth



Lexon SB - 4 Berth



Live a Lunar Life



Lexon SI - 4 Berth



Lexon RS - 4 Berth - Twin Axle

A Lexon SI

B The large roof lights and neutral fabrics create a light and airy feel in all Lexon models



2009 Lexon


Live a Lunar Life

Key Features

- NEW! Graphics
- NEW! Spare Wheel as Standard
- NEW! Sprung Upholstery
- NEW! Lift up Front Beds
- NEW! Sprung Mattress
- NEW! Aluminium Framed Lift up Fixed Beds
- NEW! Midi Heki over all Fixed Beds
- NEW! Full Length Drop Down Lockers to Front Beds
- Lightweight Free-standing Table.
- Stylish black Work Surfaces.
- NEW! Domestic Style Door / Handle to Washrooms
- NEW! EB Shower cubicle
- NEW! Mini Heki to all Washrooms
- NEW! Thetford C250 Potty
- NEW! Dometic 105 Litre Electronic Fridge
- 700 watt Microwave.



- A** Luxury fabrics throughout
- B** The new Lexon EB shower cubicle
- C** The spacious washrooms offer both style and practicality
- D** 3 Burner hob with large wok size burner
- E** All Lexon kitchen have a great sized fridge, separate oven and grill and a 3 burner hob that includes a wok sized burner
- F** The Lexon 640 RS looking to the rear showing a great amount of worksurface space, the popular fixed double bed and just cutting into view the very large end washroom
- G** Close up of the fixed double bed featured in the Lexon RS
- H** The twin single beds of the brand new Lexon SB model



2009 Stellar

Lunar's luxurious Stellar was especially created to deliver an impressive level of spaciousness through clever use of a wider body format, whilst retaining a compact size and amazing lightness.

With a smart granite effect laminate as well as a beautifully finished, and extremely comfortable seating area and all those features normally only found in larger models.

The ingenious layout offers a great looking rear-offside kitchen along with a very spacious and comfortable lounge. The high specification of the Stellar is most comparable with that of the Lexon range offering all of the modern caravanning features. The specification of the 2009 Stellar now includes, as standard, an AKS Stabiliser, wet locker, alarm, Dometic 93L electronic fridge and a large Heki over the front lounge letting in a flood of light.



Live a Lunar Life



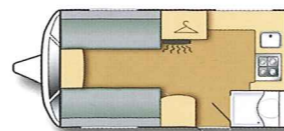
Keynotes

- A unique layout offering lightweight luxury with an enviable specification and styling.
- Compact design with a wide body giving a spacious feel that remains a pleasure to tow.
- The 2009 season see's the well-proven Stellar benefit from an increase in specification.



Key Features

- NEW! Graphics
- NEW! Spare Wheel as Standard
- NEW! Wet Locker
- NEW! AKS Stabiliser
- NEW! Alarm
- NEW! Soft Furnishings Scheme with Sprung Upholstery
- NEW! Lift up Front Beds
- NEW! Full Length Drop Down Lockers to Front Beds
- NEW! Large Heki to Front Lounge
- Lightweight Free-standing Table.
- NEW! Domestic Style Door / Handle to Washrooms
- NEW! Dometic 105 Litre Electronic Fridge
- Smart Granite Effect Laminate Work Surfaces



Stellar - 2 Berth



- A The Stellar now features a good sized wet locker
- B AKS Stabiliser is now a standard feature of the Stellar
- C Stellar
- D For extra piece of mind the Alarm is now a new feature on the Stellar
- E Taken through the rear window this picture shows the spacious feel of this compact model
- F The key selling point of this caravan is the sheer size of the kitchen- featuring masses of worksurface space
- G The large fridge to store all those little luxuries

2009 Quasar

The Quasar range has undergone a major transformation for the 2009 season with new models, specification and features. There are three new models in the range that will now offer seven different layout options. As always the focus with the Quasar range is to offer more features, more value, more luxury and LESS weight!

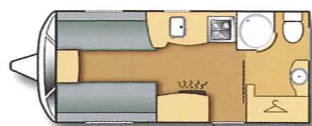
With an attractive price tag, the Quasar also offers numerous quality features that are normally associated with premium model ranges, such as a Thetford C250 Swivel toilet, 112 Litre Electronic fridge, microwave, radio/CD player, multi-directional TV aerial and an AKS Stabiliser.

Along with innovative new layouts and additional specification the Quasar range has been carefully styled to offer comfort and practicality to families wanting a fresh and airy appeal in their caravan - the new locker doors with silver banding tie in perfectly with the silver handles lighting, fridge and other kitchen equipment.

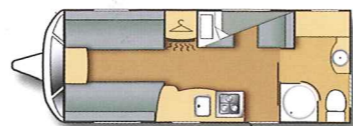
One of the keys to the Quasar's success has been the sheer variety of layouts on offer. For 2009 Models range from 2 berth right up to 6 berths, single to twin axle, each one boasting the fuel saving lightness that puts every Lunar out in front.



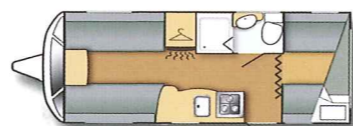
- A** Quasar 546
- B** New fabrics, locker doors and handles create a bright and airy feel to the Quasar range
- C** Stylish upholstery



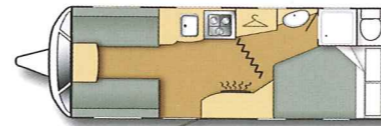
Quasar 462 - 2 Berth



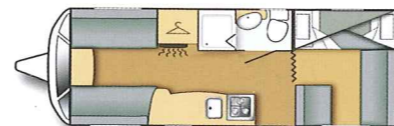
Quasar 524 - 4 Berth



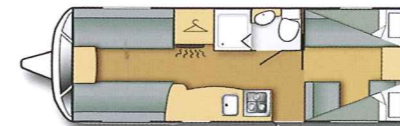
Quasar 525 - 5 Berth



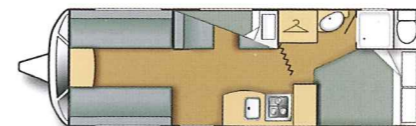
Quasar 534 - 4 Berth



Quasar 546 - 6 Berth



Quasar 615 - 5/6 Berth - Twin Axle



Quasar 626 - 6 Berth - Twin Axle



B



C

Live a Lunar Life



A

Keynotes

- The popular Quasars are primarily family caravans offering a good specification tailored to match the needs of everyday touring with a great choice ranging from 2 to 6 berths.
- Whether Single or Twin Axle, the low weights enable Quasars to be towed comfortably by most typical family cars.

2009 Quasar



Key Features

- NEW! Graphics
- NEW! Spare Wheel as Standard
- NEW! Sprung Mattress
- NEW! Soft Furnishings Scheme with Sprung Upholstery
- NEW! Midi Heki over all Front Lounges
- NEW! Lift up Front Beds
- NEW! Aluminium Framed Lift up Fixed Beds
- NEW! Midi Heki over all Fixed Beds
- NEW! Full Length Drop Down Lockers to Front Beds
- NEW! Furniture Doors
- NEW! Work surfaces
- Lightweight Free-Standing Table
- NEW! Thetford 112 Litre Electronic Fridge
- 700 watt Microwave.
- NEW! Domestic Style Door / Handle to Washrooms
- NEW! Thetford C250 Potty



- A Atmospheric lighting
- B Quasar washrooms now feature the Thetford C250 Swivel toilet
- C The spacious shower cubicle of the Quasar 534
- D The 112L fridge now has a modern stylish silver finish in keeping Quasar interior theme
- E The great amount of worksurface space featured in the Quasar 546
- F Featuring the brand new Quasar 546 rear triple bunks- these bunks also have a great storage area underneath with interior and exterior access for when the bunk is not in use.
- G The fixed bed Quasar 534





2009 Ariva

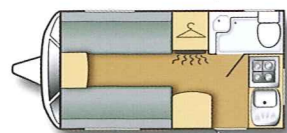
Narrower and lighter than ANY of its rivals, Lunar's luxurious Ariva offers serious caravanning luxury in an easy to handle, lightweight body making it totally unique caravan in its class.

The Ariva's clever design utilises a classic rear-end kitchen layout with a 97 Litre fridge that's ideal for storing all those little indulgences. Combining features like the attractive new locker doors and the swivel toilet in the surprisingly large, light shower room, the Ariva delivers top specification in a compact, yet amazingly spacious package. Specification of the Ariva has also been increased for 2009 with an AKS stabiliser, alloy wheels and an omnivent now as standard features.

For the adventurous touring couple, this roomy model is also the perfect choice for year-round caravanning. Ample insulation and a powerful gas/electric room heater with ducted blown air ensure the Ariva stays snug even in the coldest weather.

Keynotes

- The well proven Ariva offers a unique, multi award winning layout in the market.
- Narrower and much lighter than other rivals, Ariva offers exceptional luxury in a truly compact package.
- High spec, blown air heating and ample insulation make it perfect for year-round touring.
- Winner of the 2008 and 2007 Caravan Club Lightweight Leisure Trailer Awards for a 'Conventional Caravan Under 1001kg'.



Ariva - 2 Berth



A



B



C

- A Ariva
- B The AKS Stabiliser is now a standard feature of the Ariva
- C Stylish alloy wheels are now also a standard feature on the Ariva
- D Despite it's compact proportions, the Ariva's interior is amazingly spacious and comfortable
- E The Ariva washroom featuring a good sized shower, WC and washbasin



D

Key Features

- NEW! Graphics
- NEW! Spare Wheel as Standard
- NEW! Alloy Wheels as Standard
- NEW! AKS Stabiliser
- NEW! Soft Furnishings scheme with Sprung Upholstery
- NEW! Lift up Front Beds
- NEW! Full Length Drop Down Lockers to Front Beds
- NEW! Furniture Doors
- NEW! Work surfaces
- NEW! Midi Heki over Front Lounge
- NEW! Domestic Style Door / Handle to Washrooms
- NEW! Thetford 97Litre Fridge
- NEW! Omnivent
- Lightweight Free-standing Table.
- NEW! Washroom Fittings



E

2009 Zenith

The Lunar Zenith range offers fantastic lightweight touring to those families that appreciate great value and true Lunar quality. With three layouts to choose from the Zenith range has something to suit all family sizes.

All based on a single axle and with low MTPLMs the layout options include an end bunk 6-berth, a twin lounge 5 berth and a fixed bed 4-berth. On the outside, sharp graphics and a panoramic one piece front window combine to create a modern and fresh exterior look. Inside the caravans, the newly designed furniture and soft furnishing scheme create practical yet contemporary family living area's.

Great practical family features of the caravan include a large 97L fridge, combined oven and grill, new style swivel toilet and plenty of useful storage.

Keynotes

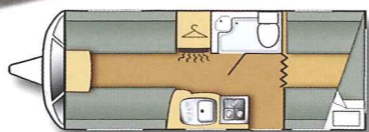
- Super low MTPLMs.
- Consisting of three models this range offers three family layouts with a four berth, five berth and six berth option all on a single axle.
- Contemporary styling makes the Zenith range feel fresh and comfortable, but without compromising on its family touring practicality; typified by the ample storage, stain-free loose fit carpets and large fridge.



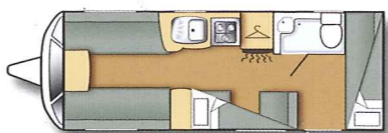
Live a Lunar Life



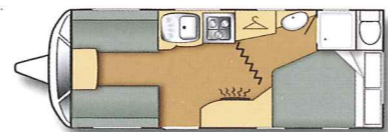
- A** Stylish wheel trims fitted to all Zenith models
- B** Zenith EB
- C** Stylish rear light cluster complimenting the fresh and modern appeal of the Zenith exteriors
- D** The rear of the Zenith 5 featuring a great 'KIDS ONLY' eating, lounging and sleeping area



Zenith 5 - 5 Berth



Zenith 6 - 6 Berth



Zenith EB - 4 Berth



- E** The Rear of the Zenith 6 with its rear bunks and side dinette that converts into two more offering a 6- berth in a very manageable size
- F** The blue fabrics offer a calming and practical feel to the Zenith Range
- G** All Zenith models feature a combined oven/grill with a 3 burner hob
- H** The fixed bed EB option
- I** All washrooms feature a swivel toilet, shower and good sized hand basin

Key Features

- Stylish Exterior Styling and Graphics.
- Panoramic one-piece Front Window.
- Attractive Family Friendly Soft Furnishings Scheme.
- Loose Lay, Stain Free Heavy Duty Carpet in popular yet family friendly Colour.
- Full Length Drop Down Lockers to Front Beds.
- Work surfaces featuring a tough Contemporary Laminate.
- Intelligent design creates great Storage Areas.
- Large Skylight over Lounge.
- Mini Heki to Centre and Rear of ALL models.
- Internal Front Locker.
- Combined Oven and Grill.
- Integrated Sink and Drainer in Linen textured Stainless Steel.
- Large 97 litre Fridge
- Domestic-style Washroom Door/Handle design.
- Swivel Toilet in ALL Washrooms.
- Clear Skylight to ALL Washrooms.



2009 Features at a Glance



| | Zenith | Ariva | Quasar | Stellar | Lexon | Clubman & Delta |
|---|------------|------------|--------|---------|-------|-----------------|
| Exterior Features | | | | | | |
| Alloy Wheels | ○ | NEW | ● | ● | ● | ● |
| Stylish Wheel Trims | ● | - | - | - | - | - |
| AL-KO Galvanized Steel Chassis with one action easy Handbrake | ● | ● | ● | ● | ● | ● |
| Black Privacy Tint Windows throughout | - | - | - | - | - | ● |
| Double Glazed Windows with Blinds and Flyscreens | ● | ● | ● | ● | ● | ● |
| Panoramic One-Piece Front Window | ● | - | - | - | - | - |
| Exterior Graphics and Colours | ● | NEW | NEW | NEW | NEW | ● |
| New Design External Battery Locker | ● | ● | ● | ● | ● | ● |
| External Storage Locker - Nearside | - | - | ● | NEW | ● | ● |
| Fully adjustable Window Stays with Night Latch ventilation position | ● | ● | ● | ● | ● | ● |
| Fully insulated Walls, Floors and Ceiling to Grade II specification | ● | ● | ● | ● | ● | ● |
| Gas Locker to hold the following Bottle types: | | | | | | |
| 5kg Calor Patio Gas Bottle | ● | ● | ● | ● | ● | ● |
| 5kg BP Lightweight Gas Bottle | ● | ● | ● | ● | ● | ● |
| 7kg Steel Gas Cylinder | ● | ● | ● | ● | ● | ● |
| 10kg BP Lightweight Gas Bottle | - | - | - | - | - | ● |
| Gas Struts to exterior Gas Locker | ● | ● | ● | ● | ● | ● |
| LED Rear Lights | - | - | - | - | - | ● |
| Lunar Entrance Tray and Doormat supplied | ● | ● | ● | ● | ● | ● |
| Mud Flaps | ● | - | ● | ● | ● | ● |
| Privacy Black Windows on Exterior Door | - | - | - | - | - | ● |
| Stylish 1 Piece Full Height Rear Panel | 3/4 Height | 3/4 Height | ● | ● | ● | ● |
| Stylish Rear Light Arrays | ● | ● | ● | ● | ● | ● |
| Exterior Door with Heavy Duty Door Handle and Lock | ● | NEW | NEW | NEW | NEW | NEW |
| Spare Wheel as Standard | ○ | NEW | NEW | NEW | NEW | NEW |
| Underfloor Spare Wheel Carrier (except twin axle models) | ○ | - | ● | ● | ● | ● |
| 13 Pin Connection Cable | NEW | NEW | NEW | NEW | NEW | NEW |
| Aluminium Profiles | NEW | NEW | NEW | NEW | NEW | NEW |
| AKS Stabiliser | ○ | NEW | ● | NEW | ● | ● |
| Interior Features | | | | | | |
| Industry Leading Interior Headroom to 1960mm/6'5" | - | - | - | - | - | ● |
| Waste Bin to interior of caravan door | - | NEW | NEW | NEW | NEW | NEW |

| | Zenith | Ariva | Quasar | Stellar | Lexon | Clubman & Delta |
|--|--------|-------|--------|---------|-------|-----------------|
| Interior Features (Cont.) | | | | | | |
| Bed Ventilation Boards (to improve airflow and reduce condensation) | ● | ● | ● | ● | ● | ● |
| Roll out Slats for Easy Front Double Bed Make Up | ● | ● | ● | ● | ● | ● |
| Bolster Cushions (B) and Scatter Cushions (S) | 4S | 2B 2S | 4B 2S | 4B 2S | 4B 2S | 4B 4S |
| Blinds and Flyscreens to windows | ● | ● | ● | ● | ● | ● |
| Blinds and flyscreen to exterior door | ○ | ● | ● | ● | ● | ● |
| Soft Roll Pleated Blinds to all Window | - | - | - | - | - | NEW |
| Colour Matched Worktop Laminates | ● | NEW | NEW | ● | ● | ● |
| Hardwood Edged Worksurfaces | - | - | - | - | - | ● |
| Contemporary Style Colour Edged Worksurfaces | ● | ● | ● | ● | ● | - |
| Lightweight Freestanding Table | ● | ● | ● | ● | ● | ● |
| Front Chest with 2 Drawers and pull-out Coffee Table | - | ● | ● | ● | ● | ● |
| Front Chest With Drawer | ● | - | - | - | - | - |
| Stylish Furniture Handles | ● | ● | ● | ● | ● | NEW |
| Natural Wood Framed Roof Locker Doors | - | - | - | ● | ● | ● |
| Curved Locker Doors | ● | NEW | NEW | - | - | - |
| Stain-Free Heavy Duty Carpet in New Colours | ● | NEW | NEW | NEW | NEW | NEW |
| Subtly styled 'Cairn' Ceiling and Wall Board | ● | ● | ● | ● | ● | ● |
| Soft Furnishings with Sprung Upholstery | - | NEW | NEW | NEW | NEW | NEW |
| Soft furnishings Scheme | ● | NEW | NEW | NEW | ● | NEW |
| Lift up Front Beds | - | NEW | NEW | NEW | NEW | NEW |
| Aluminium Framed Lift up Fixed Beds | - | - | NEW | - | NEW | NEW |
| Sprung Fixed Bed Mattress | - | - | ● | - | ● | - |
| Luxury Sprung Fixed Bed Mattress | - | - | - | - | - | ● |
| Full length drop down flaps to front beds | ● | NEW | NEW | NEW | NEW | NEW |
| Furniture Doors | ● | NEW | NEW | ● | ● | ● |
| Large Heki to Front Lounge | - | - | - | ● | ● | ● |
| Midi Heki over Front Lounge | ● | NEW | NEW | - | - | - |
| Mini Heki Rooflight to Rear Areas | ● | - | - | - | - | - |
| Midi Heki over all Fixed Beds | - | - | ● | - | ● | - |
| Large Heki over all Fixed Beds | - | - | - | - | ○ | NEW |
| Roof strength for air-conditioning on twin axles | - | - | - | - | - | NEW Delta Only |
| Air Conditioning | - | - | - | - | - | ○ Delta Only |
| Luxury Cream Leather Upholstery with special Curtain and Cushion Fabrics | - | - | - | - | ○ | ○ |

| | Zenith | Ariva | Quasar | Stellar | Lexon | Clubman & Delta |
|--|--------|-------|---------------|---------|-------|-----------------|
| Interior Features (Cont.) | | | | | | |
| Option to choose Fabrics from ANY 2008 Lunar range | ○ | ○ | ○ | ○ | ○ | ○ |
| Option to upgrade to SIX Berth | - | - | ○ 615 Only | - | - | - |
| L-Shaped Forward Seating Area (model specific)* | - | - | ○ | ○ | - | ○ |
| Features in the Washroom | | | | | | |
| Clear Rooflight | ● | ● | - | ● | - | - |
| Mini Heki to Washrooms (where applicable) | - | - | ● | - | ● | ● |
| Fixed Cassette Toilet | - | - | - | ● | - | - |
| Ceramic Domestic Style Swivel Toilet - Electric Flush | - | - | - | - | - | NEW |
| Swivel Toilet | ● | ● | - | - | - | - |
| C250 CWE Swivel Toilet - Electric Flush | - | - | NEW | - | NEW | - |
| 'Matisse' Toilet Wallboard | ● | ● | ● | ● | ● | ● |
| Shower with Dedicated Controls | ● | ● | ● | ● | ● | ● |
| EB Shower cubicle | - | - | - | - | NEW | NEW |
| Domestic Style Door / Handle to Washrooms | ● | NEW | NEW | NEW | NEW | NEW |
| Kitchen Features | | | | | | |
| 800 watt 20 Litre Digital Microwave Oven | - | - | - | - | - | ● |
| 700 watt Eye Level Microwave Oven | - | - | ● | ● | ● | - |
| Domestic 8 Series Fridge with removable Freezer Compartment (total capacity) | - | - | - | - | - | 110/122 L |
| Domestic Electronic Fridge | - | - | - | 93 L | 105 L | - |
| Thetford Electronic Fridge | - | 97 L | 112 L | - | - | - |
| Thetford Fridge Piaggio ignition | 97 L | - | - | - | - | - |
| Extractor Fan/Rooflight - 3 Speed - Two Way | - | NEW | ● | ● | ● | ● |
| Glass Lid to Sink | - | ● | - | - | - | ● |
| Lever Action Tap | ● | ● | ● | ● | ● | ● |
| Lighting - Halogen Downlighters | ● | ● | ● | ● | ● | ● |
| Separate Grill and Oven - with Spark Ignition and Flame Failure Device | - | ● | ● | ● | ● | ● |
| Combined Oven and Grill - with Spark Ignition and Flame Failure Device | ● | - | - | - | - | - |
| Stainless Steel Sink with separate Draining Board | - | - | ● | ● | ● | - |
| Integrated S/Steel sink drainer | ● | ● | - | - | - | NEW |
| Three Burner Hob with handy Wok-size Burner | ● | ● | ● | ● | ● | - |
| Four Burner hob with 3 Gas and 1 Electric plate | - | - | - | - | - | NEW |

| | Zenith | Ariva | Quasar | Stellar | Lexon | Clubman & Delta |
|---|--------|-------|--------|---------|-------|-----------------|
| Audio/Entertainment Features | | | | | | |
| Radio/CD/MP3 Player with TWO speakers | - | ● | ● | ● | ● | - |
| Radio/CD/DVD/MP3 Player and DVD/TV Connection Point with TWO speakers | - | - | - | - | - | ● |
| Status 530-5 TV Aerial - Multi-Directional and Fully adjustable | - | ● | ● | ● | ● | ● |
| External Aerial Inlet Socket | ● | - | - | - | - | - |
| Plumbing and Heating | | | | | | |
| Isolation taps for all Gas Appliances | ● | ● | ● | ● | ● | ● |
| On-Board Water Tank | - | - | - | - | - | Delta Only |
| Pressurised water system with semi-rigid piping | ● | ● | ● | ● | ● | ● |
| Truma Gas/Electric Ducted Blown Air Heating | ● | ● | ● | ● | ● | ● |
| Water Heater- Truma Gas and Electric, fully plumbed-in | ● | ● | ● | ● | ● | ● |
| Electrical | | | | | | |
| 12 volt Charger and mains transformer | ● | ● | ● | ● | ● | ● |
| 12 volt Ceiling Lights | ● | ● | ● | ● | ● | ● |
| 230 volt Mains Reading Lights | ● | ● | ● | ● | ● | ● |
| Awning Light | ● | ● | ● | ● | ● | ● |
| Low Level night time Courtesy Light | - | - | - | - | - | ● |
| Colour coordinated Mains Socket - minimum of two | ● | ● | ● | ● | ● | ● |
| External BBQ Point | - | - | ● | ● | ● | ● |
| External Mains Socket | - | - | ● | NEW | ● | ● |
| Mains Connection Lead (25 Metre) | ● | ● | ● | ● | ● | ● |
| Mains Inlet with ELCB Protection | ● | ● | ● | ● | ● | ● |
| Spot Reading Lights- Adjustable 12v | ● | ● | ● | ● | ● | ● |
| Safety and Security Features | | | | | | |
| AL-KO-Secure Wheel Lock | - | - | ○ | ○ | ○ | ● |
| AL-KO-Secure Receiver | - | - | ○ | ○ | ○ | ● |
| AL-KO ATC Anti-Snaking Device | ○ | ○ | ○ | ○ | ○ | ● |
| CRIS Identity etched onto Window | ● | ● | ● | ● | ● | ● |
| One Key fits ALL locks | ● | ● | ● | ● | ● | ● |
| Smoke Alarm | ● | ● | ● | ● | ● | ● |
| Intruder Alarm | - | ○ | ○ | NEW | ● | ● |
| Unique Hidden Identity Tag | ● | ● | ● | ● | ● | ● |

● = STANDARD ○ = OPTIONAL NEW = NEW FOR 2009 - = NOT AVAILABLE
 * Furnishing and layout options: It should be noted that the furnishing and 'L' format options are strictly subject to availability and sufficient advanced notice. Please note that the front beds can only be used as singles in the leather option and cannot be made up into a double. Ask your local Lunar dealer who will be able to provide full details on this option. Models in which the L shaped option is available: Delta Ti, TL and SB; Clubman ES and 475CK; Quasar 615, 626, 525, 524 and 462; Stellar and Zenith 5 and 6.