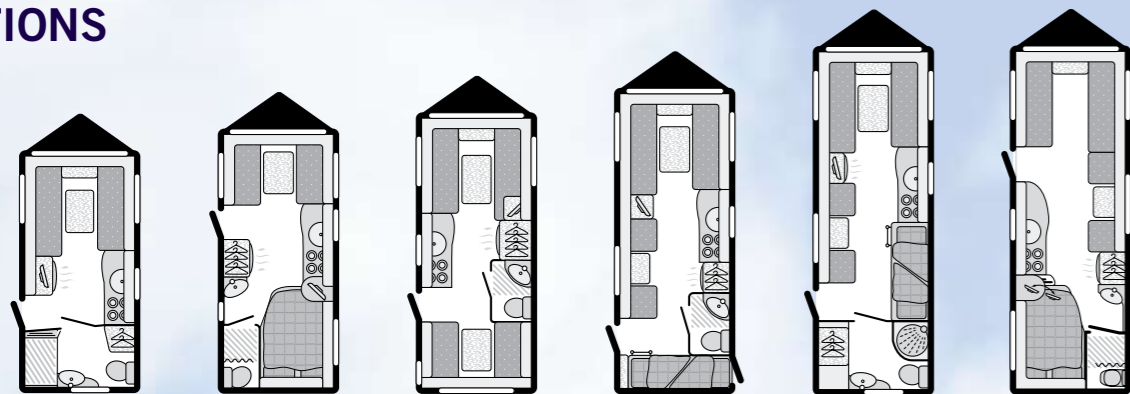


## SPECIFICATIONS



Model	Alpine 2	Alpine 4	Major 5	Major 6	Quattro ES	Quattro FB
Berths	2	4	5	6	6	6
Number of Axles	1	1	1	1	2	2
Internal Length (at bed box height)	4.34m/14'3"	4.74m/15'7"	5.03m/16'6"	5.50m/18'1"	6.27m/20'7"	6.27m/20'7"
Overall Width	2.23m/7'4"	2.23m/7'4"	2.23m/7'4"	2.23m/7'4"	2.23m/7'4"	2.23m/7'4"
Overall Height (including TV aerial)	2.70m/8'10"	2.70m/8'10"	2.70m/8'10"	2.70m/8'10"	2.70m/8'10"	2.70m/8'10"
Maximum Internal Headroom	1.95m/6'5"	1.95m/6'5"	1.95m/6'5"	1.95m/6'5"	1.95m/6'5"	1.95m/6'5"
Overall Length	5.99m/19'8"	6.40m/21'0"	6.68m/21'11"	7.15m/23'5"	7.91m/25'11"	7.91m/25'11"
Mass in Running Order (including tolerance)	973kg/19.2cwt	999kg/19.7cwt	1101kg/21.7cwt	1176kg/23.1cwt	1319kg/26.0cwt	1296kg/25.5cwt
Essential Habitation Equipment Payload	68kg/1.3cwt	68kg/1.3cwt	68kg/1.3cwt	68kg/1.3cwt	68kg/1.3cwt	68kg/1.3cwt
Personal Effects Payload	101kg/2.0cwt	125kg/2.5cwt	138kg/2.7cwt	153kg/3.0cwt	160kg/3.1cwt	160kg/3.1cwt
Optional Equipment Payload	28kg/0.6cwt	28kg/0.6cwt	28kg/0.6cwt	28kg/0.6cwt	28kg/0.6cwt	31kg/0.6cwt
Maximum Technical Permissible Laden Mass	1170kg/23.1cwt	1220kg/24.1cwt	1335kg/26.3cwt	1425kg/28.0cwt	1575kg/31.0cwt	1555kg/30.6cwt
Awning A/A Dimension††	8.55m/28'1"	8.95m/29'4"	9.24m/30'4"	9.71m/31'10"	10.48m/34'5"	10.48m/34'5"
Tyre Size	195/70 R14 96	195/70 R14 96	175 R14 99	175 R14 99	175/65 R14 82	175/65 R14 82
Alternative Tyre Size	175 R14 99	175 R14 99				

Bed Size	Alpine 2	Alpine 4	Major 5	Major 6	Quattro ES	Quattro FB
Front Double†	208cm x 180cm/6'10" x 5'11"	208cm x 134cm/6'10" x 4'5"	208cm x 180cm/6'10" x 5'11"	208cm x 180cm/6'10" x 5'11"	208cm x 180cm/6'10" x 5'11"	208cm x 180cm/6'10" x 5'11"
or Front Single (nearside)	190cm x 72cm/6'3" x 2'4"		180cm x 72cm/5'11" x 2'4"	190cm x 72cm/6'3" x 2'4"	190cm x 72cm/6'3" x 2'4"	180cm x 72cm/5'11" x 2'4"
or Front Single (offside)	180cm x 72cm/5'11" x 2'4"		190cm x 72cm/6'3" x 2'4"	180cm x 72cm/5'11" x 2'4"	180cm x 72cm/5'11" x 2'4"	190cm x 72cm/6'3" x 2'4"
Rear Double		188cm x 138cm/6'2" x 4'6"	208cm x 124cm/6'10" x 4'1"			192cm x 133cm/6'3" x 4'4"
Rear Bunk			190cm x 56cm/6'3" x 1'10"			
Side Bunk				178cm x 59cm/5'10" x 1'11"	178cm x 59cm/5'10" x 1'11"	178cm x 59cm/5'10" x 1'11"
Rear Lower Bunk				180cm x 62cm/5'11" x 2'1"		
Rear Upper Bunk				184cm x 60cm/6'0" x 2'0"		
Side Single (nearside)				180cm x 70cm/5'11" x 2'4"	180cm x 70cm/5'11" x 2'4"	
Side Single (offside)						180cm x 70cm/5'11" x 2'4"
Side Fixed Lower Bunk					180cm x 56cm/5'11" x 1'10"	
Side Fixed Upper Bunk					180cm x 58cm/5'11" x 1'11"	

† BED SIZES: Please note that bed sizes are quoted with wrap round seating.

†† AWNING SIZES: Due to the varying awning designs and sizes the awning sizes given are approximate only. Specific awning sizes must be confirmed by your dealer or the awning manufacturer prior to purchase.

## FEATURES

### Body and Exterior Equipment

- Overall body width 7'4" (2.23m)
- One piece thick gauge aluminium sidewalls
- AL-KO galvanised steel chassis with Euro-Axle
- Gas damper assisted handbrake
- Full wheel trims
- 13-pin 'Jaeger' 12v car connector
- A-frame cover with plug tidies
- Moulded front panel with single panoramic opening window and door with gas struts
- Moulded rear light housing
- Heki roof window with flynet and blind
- Double-glazed opening windows with night ventilation position
- Exterior two-part door with moulded interior liner and quick-release retainer
- Exterior access battery box with mains electric inlet (battery not included)
- Flush fitting awning light
- Fixing points for rear-mounted cycle rack
- 25mm 'sandwich' sidewalls with HD polystyrene insulation core
- 32mm semi-'sandwich' roof with HD polystyrene insulation core
- 44mm 'sandwich' floor with styrofoam insulation core

### Living Area

- Internal headroom 6'5" (1.95m)
- 'Ferrara' light oak woodgrain with matt chrome contrasting mouldings
- 'Donovan' soft furnishing scheme
- Large upper lockers with 'spaceframe' construction
- Metal sprung upper locker hinges
- Two door front locker with radio/CD position and clock
- Seat bases with 'spaceframe' construction and space for larger items
- Fixed bed with aluminium frame to maximise strength and storage space (Alpine 4 and Quattro FB)
- Hinged seat and bed tops supported in open position for easy access
- Mattresses and seat cushions supported by beech slats for extra comfort

- Backrest vent boards to prevent condensation
- One long front bed 1900mm (6'3") in all models except Alpine 4
- Chest of drawers with occasional table (model specific)
- Free-standing table with dedicated storage location
- 2 x bolster cushions
- Twin curtain track for improved hanging and ease of use
- **NEW** removable loose-fit carpets

### Kitchen

- 107 litre digital control fridge with curved door
- Recessed stainless steel bowl
- Removable drainer with dedicated storage
- Chrome finish brass pillar tap with long spout
- Full oven and separate grill compartment
- 3 burner gas hob with electronic ignition and flame failure protection
- Glass hob lid
- Moulded cutlery drawer on smooth steel runners

### Washroom

- Domestic style door with mortice lever lock
- Separate shower cubicle in Alpine 2 and Quattro ES models
- Thetford cassette toilet with independent tank and manual flush
- Chrome finish brass mixer taps and separate shower taps
- Multi-directional rooflight with flyscreen

### Fittings and Equipment

- Cassette flyscreens and blinds on all windows
- Multi-directional rooflight with flyscreen and blind
- Gas regulator for Propane and Butane mounted on front bulkhead
- Isolation taps for gas appliances
- Smoke alarm
- Entrance step
- Removable entrance mat
- Domestic style cabinet hinges

### Heating and Plumbing

- Dual fuel gas and 800W mains electric storage water heater
- Dual fuel 3kW gas and 2kW electric space heater
- Ducted warm air system
- Grade 2 classification for heating and thermal insulation
- Inboard semi-rigid fresh water pipes
- Pressurised water system with inboard pump
- Large bore underslung rigid waste pipes

### Electrical


- Fully protected mains electric system with two 230V sockets
- Switchmode charger/transformer
- 12V control panel with battery state meter, car/caravan battery switch and water pump switch
- Solar panel connection provision
- Omni-directional TV/FM aerial and booster
- TV station with 230V, 12V and coax aerial sockets
- Two mains lights on front locker
- Halogen ceiling lights in living and washroom areas
- Halogen adjustable downlights in lounge/sleeping areas
- Fluorescent light in kitchen
- 25 metre mains hook-up cable

### Safety and Security

- CRIS identity number etched to windows and caravan chassis
- Concealed security data chip within caravan construction
- Single key for all locks
- All models comply with British and European safety standards

### Optional Diamond Pack

- AL-KO AKS 3004 stabiliser
- Spare wheel and carrier
- Door flyscreen
- Radio/CD player
- Pair of scatter cushions
- Diamond Anniversary badges




Major 6 Garage



Toilet door lock



Metal bodied taps



Loose fit carpets



Spirit of Adventure



ALPINE 2  
ALPINE 4  
MAJOR 5  
MAJOR 6  
QUATTRO ES  
QUATTRO FB

### \* Six-year bodysell integrity guarantee

The guarantee extends to the following items:-  
Body leaks and delamination: water ingress through any permanently sealed seam joints or delamination of panels and floor, being part of the original manufacturer's construction. The manufacturer will honour the guarantee for 72 months from the date of purchase, provided that the caravan has had an Annual Service including a damp meter test, within 90 days before or 60 days after each anniversary of the original date of purchase (or hire purchase). The sixth Annual Service must, however, be carried out before the expiry of the 72 month period from the original date of purchase (or hire purchase).

This brochure does not constitute an offer by Swift Group Limited (Swift). Swift reserves the right to alter specifications and prices at any time as materials and conditions demand. Distributors and dealers sell Sprite products on their own account and not as agents of Swift. Accordingly, they have no authority to bind Swift or to make any representation or undertaking whatsoever on behalf of Swift.

### Three-year SuperSure manufacturer's warranty

The manufacturer will honour the warranty for 36 months from the date of purchase (or hire purchase), provided that the caravan has had an Annual Service within 90 days before or 60 days after each anniversary of the original date of purchase (or hire purchase). The third Annual Service must, however, be carried out before the expiry of the 36 month period from the original date of purchase (or hire purchase).

All props are for photographic purposes only and are not included in the specification  
Issued September 2008



Spirit of Adventure

Sprite Caravans, Dunswell Road, Cottingham, East Yorkshire HU16 4JX.  
Tel: 01482 847332 Fax: 01482 841042  
email: enquiry@swiftleisure.co.uk  
www.spritecaravans.co.uk  
A MEMBER OF THE SWIFT GROUP



All Sprite models have been certified by the National Caravan Council for compliance with stringent European Standards, British Legislation and industry set Codes of Practice specifically relating to health and safety issues.

The approval process covers the testing and inspection of critical areas of the product from fire safety, weights and dimensions, to gas, electrics and ventilation. Every Sprite caravan carries the "NCC Approved Caravan" badge.

The NCC also conduct unannounced inspections at the Swift Group factory to ensure continued compliance. NCC Approval gives you peace of mind that your caravan is legal and safe.



Offering an outstanding specification at an affordable price, the stylish and spacious Sprites provide unbeatable value.

With six models to choose from, including one brand new twin axle layout in the Quattro FB, the Sprite range benefits from many unique features to this sector of the market.

These include one-piece aluminium sides with improved impact resistance, generous width and headroom, spaceframe construction roof lockers and seat bases, modern soft furnishings and exterior styling. With a choice of single and twin axle models, it is clear that the Sprite really is in a class of its own.

**Key Features**

- Good headroom 1.95m (6' 5")
- Wide body shell 2.23m (7' 4")
- One-piece thick gauge aluminium sidewalls with improved impact resistance
- Generous bed sizes
- Removable loose-fit carpets
- Seat backrest ventilation boards to help prevent condensation
- Beech slat seat and bed tops to give good sleeping comfort
- Fully opening spring-assisted seat tops to give easy access
- 107 litre digital control fridge with curved door
- Full oven with separate grill compartment
- Pressurised water system and metal bodied taps
- Patented injection-moulded spaceframe construction lockers roof lockers and seat bases
- Double front roof lockers
- 32mm extra thick lightweight washroom door with metal domestic style handle
- 6 year bodyshell guarantee\*

- Far top left:** Major 6
- Far bottom left:** Major 6
- Middle top left:** Alpine 2
- Middle bottom left:** Underseat storage
- Top right:** Quattro ES
- Bottom right:** Alpine 4

TV and Radio/CD shown are not standard equipment



*ALPINE 2 ALPINE 4 MAJOR 5 MAJOR 6 QUATTRO ES QUATTRO FB*