

Swift Coastline

- a breath of fresh air

Highbridge Caravans have worked closely with Swift to provide you with this exclusive range of Caravans, the Coastline Series. Already benefiting from the high specification that the Charisma range offers you, the Coastline series has also received exclusive upholstery and decals, along with a host of attractive options as standard.



All washrooms now have fully lined showers with gloss plastic lined walls that are easy to clean, a new Thetford toilet with electric flush, larger seat and wheeled waste tank as well as thick washroom doors with a domestic style lock and handle

For more pictures, videos and prices visit ...

www.swiftcoastline.co.uk



Well equipped kitchens feature a built-in microwave oven, electronic ignition fridge for ease of lighting and Stoves dual fuel hob with 800 watt electric hot plate and three gas burners as standard.



High specification exterior features combine to create a sophisticated look, with one-piece, thick gauge, aluminium sidewalls, alloy wheels, striking new graphics and one-piece rear panel. An increased tyre rating and shock absorbers are fitted to all new models for better driving dynamics.

More style ...



Special exterior graphics



Special fabrics



Dimmer switch

More comfortable ...



Extra scatter cushions



Ultra comfort mattress
(fixed bed models only)



Shaped front bolster cushions
(model specific)

Swift Coastline - *a new wave*

of additional specification.

More practical ...



Wet locker box



Exterior barbecue point



Extractor Fan



Exterior mains socket

More secure ...



Alarm system



Heavy duty corner steadies



AL-KO side lift jack

Specification



Bench seat seat bases provides comfortable seating whilst sprung hinged tops and full height front flaps provide easy access to under seat storage.



Entrance door has an easy action concealed flyscreen



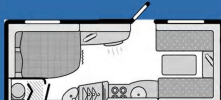
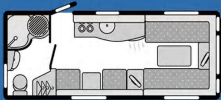
Clear mini Heckl rooflights in both the living and bedroom areas provide additional natural light.



Stylish front locker with recessed main lights

Key features

- Class leading headroom of 1.95m (6'5")
- Overall body width 2.23m/7'4" or 2.29m/7'6" (see above)
- Stylish new one-piece rear panels
- One-piece, thick gauge, high gloss aluminium sidewalls
- High security entrance lock for peace of mind
- Shock absorbers giving more stable, smooth towing
- AKS 3004 Stabiliser
- Steel spare wheel and carrier
- Status 530 directional TV aerial
- Door flyscreen with easy concealment action
- Class leading front locker design with recessed mains lights
- Mini-Heckl clear rooflights in kitchens and bedrooms
- Beach sit seat and bed bases with sprung hinged tops for extra comfort and easy access
- Upper lockers and seat bases with spaceframe construction
- 3rd mains socket and 2nd TV point rear front or rear chest
- Radio/CD/MP3 player with iPod connection
- Built-in microwave oven
- Dual fuel hob with 800W electric hobplate
- Electronic ignition, digital control 107 litre fridge
- Showers with glass plastic lined walls
- Thick washroom doors with domestic style locks and handles



Model

Model	400	480	470	530	570	540	620
Berths	2	2	1	4	4	1	4
Number of Axes	1	1	1	1	1	1	2
Internal Length (at bed box height)	3.83m/12'7"	4.59m/15'1"	4.74m/15'7"	5.44m/17'10"	5.50m/18'1"	5.50m/18'1"	6.27m/20'7"
Overall Width	2.23m/7'4"	2.23m/7'4"	2.23m/7'4"	2.23m/7'4"	2.23m/7'4"	2.23m/7'4"	2.29m/7'6"
Overall Height (including TV aerial)	2.70m/8'10"	2.70m/8'10"	2.70m/8'10"	2.70m/8'10"	2.70m/8'10"	2.70m/8'10"	2.70m/8'10"
Maximum Internal Headroom	1.95m/6'5"	1.95m/6'5"	1.95m/6'5"	1.95m/6'5"	1.95m/6'5"	1.95m/6'5"	1.95m/6'5"
Overall Length	5.52m/18'1"	6.28m/20'7"	6.43m/21'1"	7.12m/23'4"	7.19m/23'7"	7.19m/23'7"	7.96m/26'1"
Awning A/A Dimension	6.15m/20'0"	8.91m/29'3"	9.08m/29'9"	9.15m/30'0"	9.82m/32'3"	9.82m/32'3"	10.58m/34'9"
Mass in Running Order (including towbar)	1005kg/19.8cwt *	1118kg/22.0cwt	1127kg/22.2cwt	1250kg/24.6cwt	1269kg/25.0cwt	1269kg/25.0cwt	1431kg/28.2cwt
Essential Habitation Equipment Payload	68kg/1.3cwt	68kg/1.3cwt	68kg/1.3cwt	68kg/1.3cwt	68kg/1.3cwt	68kg/1.3cwt	104kg/2.0cwt
Personal Effects Payload	96kg/1.9cwt	104kg/2.0cwt	129kg/2.5cwt	132kg/2.6cwt	153kg/3.0cwt	133kg/2.6cwt	140kg/2.8cwt
Optional Equipment Payload	10kg/0.2cwt	10kg/0.2cwt	10kg/0.2cwt	10kg/0.2cwt	150kg/3.0cwt	10kg/0.2cwt	10kg/0.2cwt
Maximum Technical Permissible Laden Mass	1179kg/23.2cwt *	1300kg/25.5cwt	1330kg/26.2cwt	1460kg/28.7cwt	1500kg/29.5cwt	1450kg/29.1cwt	1655kg/33.2cwt
Type Size	175 R14 99	175 R14 99	175 R14 99	185 R14 102	195 R14 102	195 R14 102	175/65 R14 86

Bed Sizes

Front Double	2.08m x 1.90m/6'10" x 6'3"	2.08m x 1.80m/6'10" x 5'11"	2.08m x 1.34m/6'10" x 4'5"	2.08m x 1.80m/6'10" x 5'11"	2.08m x 1.80m/6'10" x 5'11"	2.13m x 1.58m/7'0" x 5'3"	2.13m x 1.67m/7'0" x 5'6"
Front Single (nearside)	1.90m x 0.72m/6'3" x 2'4"	1.90m x 0.72m/6'3" x 2'4"	1.80m x 0.72m/6'1" x 2'4"	1.80m x 0.72m/6'1" x 2'4"	1.80m x 0.72m/6'1" x 2'4"	1.67m x 0.72m/5'6" x 2'4"	1.67m x 0.72m/5'6" x 2'4"
Front Single (offside)	1.90m x 0.72m/6'3" x 2'4"	1.80m x 0.72m/6'1" x 2'4"	1.90m x 0.72m/6'3" x 2'4"	1.90m x 0.72m/6'3" x 2'4"	1.80m x 0.72m/6'1" x 2'4"	1.58m x 0.72m/5'3" x 2'4"	1.90m x 0.72m/6'3" x 2'4"
Rear Double		1.88m x 1.37m/6'2" x 4'6"			1.92m x 1.38m/6'4" x 4'6"	1.92m x 1.37m/6'4" x 4'6"	
Rear Bank				1.80m x 0.70m/5'11" x 2'4"			
Side Single (offside)				1.78m x 0.59m/5'10" x 1'11"	1.80m x 0.70m/5'11" x 2'4"		
Side Bank (nearside)				1.78m x 0.59m/5'10" x 1'11"	1.78m x 0.59m/5'10" x 1'11"		
Side Bank (offside)				1.80m x 0.62m/5'11" x 2'1"	1.80m x 0.62m/5'11" x 2'1"		
Rear Fixed Lower Bank				1.79m x 0.60m/5'10" x 2'0"			
Rear Fixed Upper Bank							

Bed sizes: Please note that double bed sizes are quoted with wrap round seating (unless otherwise specified) and sizes the awning sizes given are approximate only. Specific awning sizes must be confirmed by the awning manufacturer prior to purchase. * Estimated weight. At the above weights are based on the Charisma range. The Coachline weights may vary slightly, please confirm with sales person.

- New Theford toilet with electric flush and wheeled waste tank
- 40 litre underfloor insulated fresh water tank (with axle models)
- High capacity in-board pump with chrome finish brass taps for reliable high performance water supply
- Moulded front panel with three opening windows and door with gas strut
- Fully double-glazed opening windows (no single-glazed cold areas) with silver finished edges
- Exterior two-part door with interior moulded liner, window, blind and waste bin
- Exterior access battery box with means electric inlet (battery not included)
- Flush fitting awning light
- AL-KO galvanised steel chassis with Euro-Axle
- HD 800w/styrene insulation core two-way assisted handbrake
- HD poly/styrene insulation core
- 44mm sandwich floor with Styrofoam insulation core

Additional features

Exterior

- Exclusive new alloy wheels
- 13-pin 'Jagger' 12V car connector
- AL-KO galvanised steel chassis with Euro-Axle
- AL-KO Euro overrun device with two-way assisted handbrake
- Receiver for optional AL-KO Secure wheel lock
- Gas regulator for Propane and Butane mounted on front bulkhead

Interior

- Hekl large tilting panoramic roof window with flynet and blind
- Cassette flyscreens and blinds on all windows
- Twin curtain track for improved hanging and ease of use
- Sprung interior mattresses, seat and backrest cushions
- Fixed beds with aluminium frames to maximise strength and seal and backrest ventilation boards
- Long front beds 1.90m (6'3") (model specific, see above)
- Two scatter cushions
- Two bolster cushions
- Removable carpets over woodblock effect vinyl flooring
- Removable entrance mat
- Analogue clock
- Lightweight deep worktops with matching edges
- Recessed stainless steel kitchen sink
- Removable drainier with dedicated storage
- Food grade nylon chopping board with dedicated storage
- Moulded cutlery drawer on smooth steel runners
- New soft furnishings with sprung upholstery

Equipment

- Stoves thermostatic oven and separate grill
- Glass hob lid with safety cut-out feature
- Dual fuel gas and 800W mains electric storage water heater
- Dual fuel (GNV gas and 2kW mains) central heating with electronic ignition
- Blown air ducted to living, sleeping and washroom areas
- Areas under seats and beds warmed by down air system
- Grade 2 classification for heating and thermal insulation
- Wheeled waste water tank (twin-axle models only)
- Isolation taps for gas appliances
- Fully protected mains electric system
- Two TV stations with 230V, 12V and coax aerial sockets
- 230V socket in kitchen area
- 20 Amp switchmode charger/alternator
- 12V control panel with battery state meter, tank level indicator, car/caravan battery switch and water pump switch

Safety and Security


- Higher tyre ratings - 10% load margin at 130kph (law permitting)
- Smoke alarm
- CRIS identity number etched to windows and caravan chassis
- Concealed security data chip within caravan construction
- All models comply with British and European safety standards
- Solar panel connection provision
- 230V mains lights over front seating
- Halogen ceiling lights in living and washroom areas
- Halogen adjustable downlights in lounge/sleeping areas
- Fluorescent light in kitchen
- 25 metre mains hook-up cable



High security lock with automotive style flipper key



Shock absorbers give more stable, smooth towing



Reliable high performance water supply



Three mains sockets and two TV points



How to find us

We are located just one mile from Junction 22 on the M5. Just follow the A38 towards Highbridge and we are on the right hand side.... You can not miss our huge site.

Contact us

Main Telephone (7 days a week) 01278 782725
After Sales (Mon-Fri & Sat am) 01278 764800
Fax 01278 764810

Highbridge Caravan Centre Ltd,
A38 Bristol Road
Highbridge,
Somerset
TA9 4EX
England

Email : info@highbridgecaravans.co.uk



www.highbridgecaravans.co.uk



Swift Group warranty cover for your peace of mind

Complete customer satisfaction is always a top priority at Swift and the quality ethos extends to the after sales service and market-leading manufacturer's warranty package that comes with every new Swift caravan.

This is designed to give owners confidence in the latest generation of touring caravans.

Six-year bodyshell integrity guarantee

The guarantee extends to the following items:

Body leaks and delamination: water ingress through any permanently sealed seam joints or delamination of panels and floor, being part of the original manufacturer's construction. The manufacturer will honour the guarantee for 72 months from the date of purchase, provided that the caravan has had an Annual Service including a damp meter test, within 90 days before or 60 days after each anniversary of the original date of purchase (or hire purchase). The sixth Annual Service must, however, be carried out before the expiry of the 72 month period from the original date of purchase (or hire purchase).

Three-year SuperSure manufacturer's warranty

The manufacturer will honour the warranty for 36 months from the date of purchase (or hire purchase), provided that the caravan has had an Annual Service within 90 days before or 60 days after each anniversary of the original date of purchase (or hire purchase). The third Annual Service must, however, be carried out before the expiry of the 36 month period from the original date of purchase (or hire purchase).

In the first 12 months the warranty will cover:

Faults arising from a manufacturing defect but not those which are a result of normal wear and tear or those which relate to replacement light bulbs. Also not covered under the first year are faults resulting from accidental damage or damage caused by misuse of any component part of the caravan.

In the years two and three the warranty will cover:

- 1 Original components of the caravan including permanently fitted equipment forming part of the manufacturer's original specification.*
2. Water ingress and body delamination.

* There are certain exclusions. For the full terms and conditions of these Warranties please refer to the warranty section in the Owner's, Service and Warranty Handbook, or check the details on our website.

Details of your nearest authorised Swift Group Service Centre can be obtained by contacting the Swift Group Customer Care Department on 01482 875740 or enquiring on our website:

www.swiftcaravans.co.uk



This brochure does not constitute an offer by Highbridge Caravan Centre Ltd. Highbridge reserve the right to alter specifications and prices at any time. All props are for photographic purposes only and are not included in the specification