

Swift Group warranty cover

for your peace of mind

Complete customer satisfaction is always a top priority at Swift and the quality ethos extends to the after sales service and market-leading manufacturer's warranty package that comes with every new Swift caravan.

This is designed to give owners confidence in the latest generation of touring caravans.

Six-year bodysell integrity guarantee

The guarantee extends to the following items:

Body leaks and delamination: water ingress through any permanently sealed seam joints or delamination of panels and floor, being part of the original manufacturer's construction. The manufacturer will honour the guarantee for 72 months from the date of purchase, provided that the caravan has had an Annual Service including a damp meter test, within 90 days before or 60 days after each anniversary of the original date of purchase (or hire purchase). The sixth Annual Service must, however, be carried out before the expiry of the 72 month period from the original date of purchase (or hire purchase).

Three-year SuperSure manufacturer's warranty

The manufacturer will honour the warranty for 36 months from the date of purchase (or hire purchase), provided that the caravan has had an Annual Service within 90 days before or 60 days after each anniversary of the original date of purchase (or hire purchase). The third Annual Service must, however, be carried out before the expiry of the 36 month period from the original date of purchase (or hire purchase).

In the first 12 months the warranty will cover:

Faults arising from a manufacturing defect but not those which are a result of normal wear and tear or those which relate to replacement light bulbs. Also not covered under the first year are faults resulting from accidental damage or damage caused by misuse of any component part of the caravan.

In the years two and three the warranty will cover:

1. Original components of the caravan including permanently fitted equipment forming part of the manufacturer's original specification.*
2. Water ingress and body delamination.

* There are certain exclusions. For the full terms and conditions of these warranties please refer to the warranty section in the Owner's, Service and Warranty Handbook, or check the details on our website.

Details of your nearest authorised Swift Group Service Centre can be obtained by contacting the Swift Group Customer Care Department on 01482 875740 or enquiring on our website: www.swiftcaravans.co.uk



All Swift models have been certified by the National Caravan Council for compliance with stringent European Standards, British Legislation and industry set Codes of Practice specifically relating to health and safety issues. The approval process covers the testing and inspection of critical areas of the product from fire safety, weights and dimensions, to gas, electrics and ventilation. Every Swift caravan carries the "NCC Approved Caravan" badge. The NCC also conduct unannounced inspections at the Swift Group factory to ensure continued compliance. NCC Approval gives you peace of mind that your caravan is legal and safe.



Quality with Style

Swift Caravans, Dunswell Road, Cottingham,
East Yorkshire HU16 4JX.
Tel: 01482 847332 Fax: 01482 841042
email: enquiry@swiftgroup.co.uk
www.swiftcaravans.co.uk

A MEMBER OF THE SWIFT GROUP

This brochure does not constitute an offer by Swift Group Limited (Swift). Swift reserves the right to alter specifications and prices at any time as materials and conditions demand. Distributors and dealers sell Swift products on their own account and not as agents of Swift. Accordingly, they have no authority to bind Swift or to make any representation or undertaking whatsoever on behalf of Swift. All props are for photographic purposes only and are not included in the specification. Issued September 2008

Your Local Dealer



Swift Conqueror

480 / 530 / 540 / 630 / 645




Swift Conqueror

The Conqueror range sets high standards in touring style and luxury. Metallic silver sidewalls and striking graphics set the exterior tone while shock absorbers and a higher tyre rating have been added for better towing dynamics. Detailed improvements, including new energy saving LED lighting and positive catches on upper locker doors add to the attractively furnished interiors.



LED lighting

The new system, which uses mainly high output soft white LEDs, saves 50% of full lighting power consumption. This makes your battery last longer, giving greater independence and making solar power a real option.




Tyre rating

Higher tyre rating allows a greater safety margin for sustained higher speeds.

Shock absorbers

Shock absorbers give more stable, smooth towing.





Over-locker lighting

Ambient lighting by concealed soft white fluorescent tubes.

Positive door catches

Positive catches on all overhead locker doors provide secure storage, even whilst on the move.



Quality carpet

Luxury carpet with 45oz pile weight (a 70% increase) looks good longer.

Luxurious washrooms offer a fully lined shower cubicle and new stylish bathroom fittings. Walk-in showers with separate drying areas can be found in the Conqueror 480, 530 and 630.





Cooking facilities in this range include a powerful dual fuel hob, microwave, and large fridge freezer with digital controls (175 litre in twin axles). All fixed bed models offer 'Ultra comfort' luxury deep sprung mattresses and a beige leather furnishing option whilst superior Alde radiator central heating with 24/7 timer comes as standard in twin axle models.

Pleated Heki blind


Easy action pleated blind provides shade for day or night.

Radio/CD/MP3 player


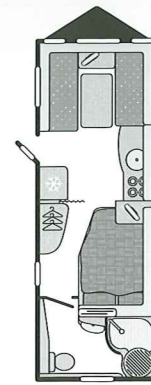
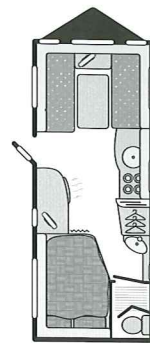
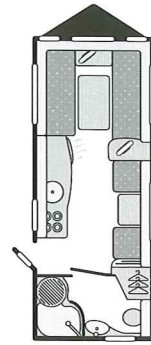
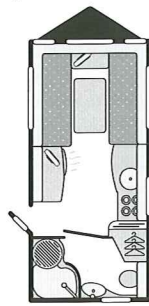
Radio/CD/MP3 player with iPod/MP3 player connection.

Auto tank fill

The tank is automatically topped up from the chosen external source. The system condition is shown on the control panel.



Specification



Model	480	530	540	630	645
Berths	2	4	4	4	4
Number of Axles	1	1	1	2	2
Internal Length (at bed box height)	4.74m/15'7"	5.50m/18'1"	5.50m/18'1"	6.27m/20'7"	6.27m/20'7"
Overall Width	2.29m/7'6"	2.29m/7'6"	2.29m/7'6"	2.29m/7'6"	2.29m/7'6"
Maximum Internal Headroom	1.95m/6'5"	1.95m/6'5"	1.95m/6'5"	1.95m/6'5"	1.95m/6'5"
Overall Height (inc. TV Aerial)	2.61m/8'7"	2.61m/8'7"	2.61m/8'7"	2.61m/8'7"	2.61m/8'7"
Overall Length	6.42m/21'1"	7.18m/23'7"	7.18m/23'7"	7.95m/26'1"	7.95m/26'1"
Mass in Running Order (inc. tolerance)	1235kg/24.3cwt	1388kg/27.3cwt	1358kg/26.7cwt	1545kg/30.4cwt	1545kg/30.4cwt
Essential Habitation Equipment Payload	105kg/2.1cwt	105kg/2.1cwt	105kg/2.1cwt	104kg/2.0cwt	104kg/2.0cwt
Personal Effects Payload	105kg/2.1cwt	133kg/2.6cwt	133kg/2.6cwt	141kg/2.8cwt	141kg/2.8cwt
Optional Equipment Payload	10kg/0.2cwt	4kg/0.1cwt	4kg/0.1cwt	40kg/0.8cwt	40kg/0.8cwt
Maximum Technical Permissible Laden Mass	1455kg/28.6cwt	1630kg/32.1cwt	1600kg/31.5cwt	1830kg/36.0cwt	1830kg/36.0cwt
Awning A/A Dimension	9.11m/29'11"	9.87m/32'5"	9.87m/32'5"	10.64m/34'11"	10.64m/34'11"
Tyre Size	185 R14 102	195/70 R15 104	195/70 R15 104	175/65 R14 86	175/65 R14 86

Bed Sizes

Front Double	2.13m x 1.90m/7'0" x 6'3"	2.13m x 1.80m/7'0" x 5'11"	2.13m x 1.59m/7'0" x 5'3"	2.06m x 1.55m/6'9" x 5'1"	2.06m x 1.63m/6'9" x 5'4"
Front Nearside Single	1.90m x 0.72m/6'3" x 2'4"	1.80m x 0.72m/5'11" x 2'4"	1.67m x 0.72m/5'6" x 2'4"	1.63m x 0.70m/5'4" x 2'4"	1.86m x 0.70m/6'1" x 2'4"
Front Offside Single	1.90m x 0.72m/6'3" x 2'4"	1.90m x 0.72m/6'3" x 2'4"	1.59m x 0.72m/5'3" x 2'4"	1.55m x 0.70m/5'1" x 2'4"	1.63m x 0.70m/5'4" x 2'4"
Rear Double			1.92m x 1.38m/6'4" x 4'6"	1.90m x 1.34m/6'3" x 4'5"	1.84m x 1.33m/6'0" x 4'4"
Offside Single		1.80m x 0.70m/5'11" x 2'4"			
Side Bunk		1.76m x 0.59m/5'9" x 1'11"			

Bed sizes: Please note that double bed sizes are quoted with wrap round seating

Awning sizes: Due to the varying awning designs and sizes the awning sizes given are approximate only. Specific awning sizes must be confirmed by your dealer or the awning manufacturer prior to purchase.

Features

Key features

- 2.29m (7'6") wide bodyshell
- 1.95m (6'5") headroom
- One-piece, thick gauge aluminium sidewalls in metallic silver
- NEW shaped windows with top-down operated pleated blinds
- NEW shock absorbers for a smoother more stable ride
- NEW higher tyre ratings for greater safety margin
- AL-KO side mountable jack
- Gas BBQ point
- 45mm (2") wider and 80mm (3") taller entrance door
- NEW LED spot lighting giving 50% reduction in total lighting power consumption
- Over-locker fluorescent ambient lighting
- NEW positive overhead locker catches for secure loading
- NEW Heki Deluxe pleated rooflight blind
- NEW carpet with 45oz pile weight (70% increase)

- NEW radio/CD/MP3 player with iPod/MP3 player connection
- NEW five 230V sockets
- AL-KO Secure portable wheel lock (two for twin-axle models)
- NEW 'HAL Locate' Thatcham approved Europe-wide tracking system
- Alarm system
- NEW 'autofill' control system for underfloor 40 litre insulated water tank

In twin-axle models only

- Alde Hydronic Compact 3010 programmable radiator heating system with combined water heating
- 175 litre two door fridge/freezer

Additional features

Exterior

- AL-KO galvanised steel chassis with Euro-Axle(s)
- AL-KO Euro overrun device with two-way assisted handbrake
- AL-KO AKS 3004 stabiliser

- Heavy duty corner steadies, lockable at rear
- NEW 13-pin 'Jaeger' 12V car connector
- Exclusive alloy wheels
- Spare wheel (steel) and underslung carrier
- Exterior two-part door, 45mm (2") wider and 80mm (3") taller, with interior moulded liner, window, blind and waste bin
- Exterior access battery box with satellite aerial inlet and mains electric inlet (battery not included)
- External access door (Conqueror 540 and 630)
- NEW LED awning light
- Gas regulator for Propane and Butane mounted on front bulkhead
- Entrance step
- 25mm 'sandwich' sidewalls with HD polystyrene insulation core
- 32mm semi-'sandwich' roof with HD polystyrene insulation core
- 44mm 'sandwich' floor with styrofoam insulation core

Interior

- Cassette flyscreens and pleated blinds on all windows
- Door flyscreen with easy concertina action
- Multi-position 'Mini-Heki' or 'Midi-Heki' clear rooflight with flyscreen and blind (model specific)
- Large overhead lockers with patented, injection-moulded spaceframe construction and curved doors
- Seat bases with spaceframe construction, full front access and space for larger items
- Fixed beds with aluminium frames to maximise strength and storage space
- Hinged seat and bed tops supported in open position for easy access
- Mattresses and seat cushions supported by beech slats for extra comfort
- 'Ultra Comfort' luxury deep sprung mattress (in fixed bed models)
- Sprung interior seat and backrest cushions

- Seat and backrest ventilation boards
- Chest of drawers with occasional table
- Free-standing table with dedicated storage location
- 2 x scatter cushions
- Twin curtain track for improved hanging and ease of use
- Removable carpets over woodblock effect vinyl flooring
- Removable drainer with dedicated storage
- Food grade nylon chopping board with dedicated storage
- Slide-out storage rack
- Moulded cutlery drawer on smooth steel runners
- Spacious 'walk-in' showers in end washroom models; lined cubicles in other models
- Non-slip shower mat
- Chrome finish brass mixer taps, separate shower taps
- 32mm thick lightweight washroom door with metal domestic style handle

Equipment

- 175 litre fridge and freezer in twin-axle models with electronic ignition and digital controls for energy selection and temperature
- 107 litre fridge in single-axle models with electronic ignition and digital controls for energy selection and temperature
- 700W built-in microwave oven
- Thermostatic oven and separate grill
- Dual fuel hob with 800W electric hotplate and 3 gas burners with electronic ignition and flame failure protection
- Glass hob lid with safety cut-out feature
- In Twin-axle models:
 - Alde Hydronic Compact 3010 radiator heating system with combined water heating
 - Dual fuel 6.4kW gas and 2kW electric power sources
 - Programmable 24 hour, 7 day timer
- In Single-axle models:
 - Dual fuel gas and 800W mains electric storage water heater

- Dual fuel 3kW gas and 2kW electric space heater
- Blown air system ducted to living, sleeping and washroom areas
- Grade 2 classification for heating and thermal insulation
- Inboard semi-rigid fresh water pipes
- Underfloor 40L insulated water tank with 'Autofill' control system and waste water container
- High capacity in-board water pump with self priming and pressure regulating accumulator
- Large bore underslung rigid waste pipes
- Isolation taps for gas appliances
- 20 amp switchmode charger/transformer
- 12V LCD/touch control panel with battery selection, battery state meter, clock, lighting and water pump circuit controls.
- Solar panel connection provision
- Two TV positions with 230V, 12V and coax aerial sockets
- External coax connection point for aerial or satellite dish

- Status 530 directional TV/FM aerial and booster
- Flush finish mains lights in front locker corner panels
- Feature panel with down-light and digital clock in front locker
- Fluorescent light in kitchen
- NEW adjustable LED spot lighting in lounge and sleeping areas
- Wardrobe light
- 25 metre mains hook-up cable

Safety and Security

- NEW higher tyre ratings - 10% load margin at 130kph (law permitting)
- Passive infra-red alarm system with tilt sensor and key fob operation
- Smoke alarm
- CRIS identity number etched to windows and caravan chassis
- Concealed security data chip within caravan construction
- High security entrance lock with flipper key.
- All models comply with British and European safety standards



Leather furnishing

An optional beige leather furnishing scheme is available on fixed bed models



More mains sockets

Models now feature five 230V sockets to meet modern power demands



Alde heating

Twin axle models have Alde radiator central heating with 24/7 timer



'Ultra comfort' mattress

A high quality interior sprung mattress in fixed bed models for a really comfortable nights sleep

Class leading security

Security features have been improved with the first tracking system for the leisure industry that is Thatcham approved, 'HAL Locate', with Europe-wide cover.

Additional security features include a high security exterior door lock, an intruder alarm, and AL-KO Secure wheel lock (two on twin axles, one on single axle).