



# E500



E500 Low Profile Series  
E510 Compact / E520 / E540 / E560

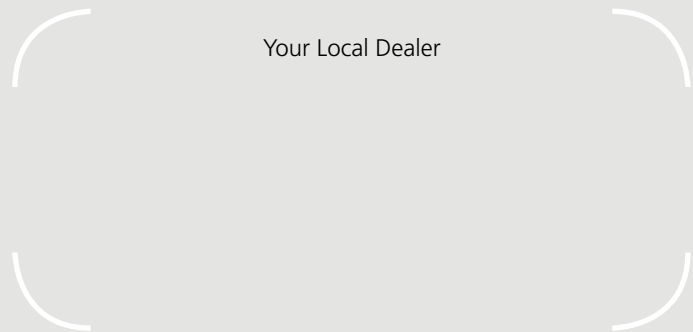


Swift Group Limited provides a three-year warranty on the coachbuilt element of the motorhome, see [www.bessacarrmotorhomes.co.uk](http://www.bessacarrmotorhomes.co.uk) for more details. Fiat provides a three year manufacturer's warranty of the base vehicle and three-year pan European Camper Assistance, road side assistance and breakdown cover operated in conjunction with the RAC, ask your dealer for more details.

See [www.bessacarrmotorhomes.co.uk](http://www.bessacarrmotorhomes.co.uk) for model pictures, the gallery is constantly updated as new models are available.



BESSACARR MOTORHOMES,  
Dunswell Road, Cottingham, East Yorkshire HU16 4JX.  
Tel: 01482 847332 Fax: 01482 841042  
email: [enquiry@swiftgroup.co.uk](mailto:enquiry@swiftgroup.co.uk)  
**website: [www.bessacarrmotorhomes.co.uk](http://www.bessacarrmotorhomes.co.uk)**  
A MEMBER OF THE SWIFT GROUP



Your Local Dealer



# E500

The E500 Series combines Bessacarr's high standards of comfort and facilities with the streamlined design of a genuinely low profile range. This exceptionally stylish range is designed for couples and includes a Compact two berth E510 model. Sophisticated interiors provide luxury as standard with sumptuous soft furnishings, thick pile carpet, energy saving LED lighting, restyled kitchens and well appointed washrooms. Comfortable lounge space provides ample seating with handy storage space beneath that is easily accessible with gas strut assisted seat tops and swivelling, fully adjustable driver and passenger seats can be used to extend the lounge area.



**LED Lighting**  
Detail lighting by high output, soft white LEDs



**Quality carpet**  
Luxury carpet with 45oz pile weight



**Radio/CD/MP3 player**  
Radio/CD/MP3 player with iPod/MP3 player connection.



**Remote locking**  
Remote central locking of cab doors and entrance door



**Reversing Camera**  
Optional reversing camera with image shown on rear view mirror



**Awning**  
Full length canopy awning comes as standard



# E500

The distinctive body shell sits on a low-line chassis, which offers superior ride, comfort and road handling due to its wider track\* and low centre of gravity. The awning is now fitted as standard and car like qualities are further enhanced with a passenger airbag, remote central locking to all doors and the option of cruise control, cab air-conditioning and a colour reversing camera as part of the Elegance pack. For winter use there is a an optional winter pack consisting of fresh and waste water tank heaters, waste pipe insulation and fridge vent covers for all year round travelling.

\* Except E510 compact



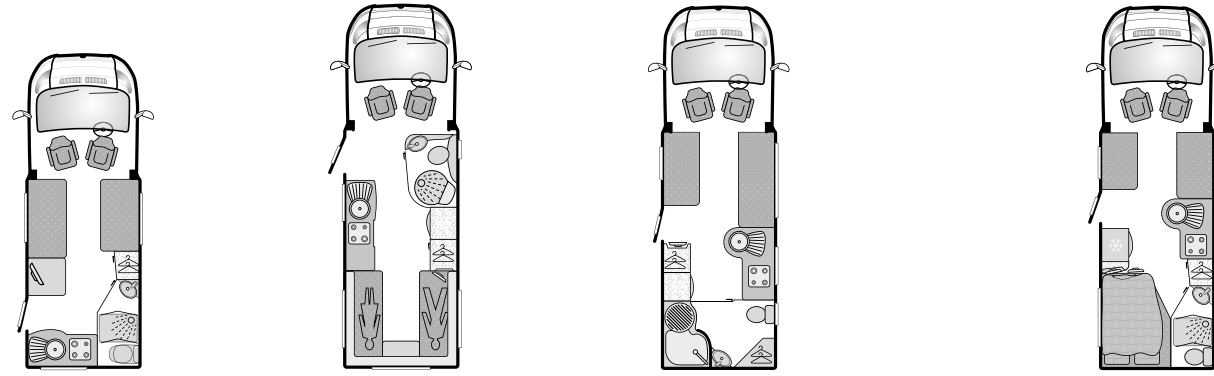
**Fridge Freezer**  
New stainless steel effect 175 litre Smart Energy Selection fridge freezer (capacity model specific)



**Cab blinds**  
Smart pleated cab blinds provide shade and privacy



# Specification



Model	E510 Compact		E520		E540		E560	
	Standard	Optional	Standard	Optional	Standard	Optional	Standard	Optional
Fiat MultiJet Diesel Engine	100	130	130	160 Auto	130	160 Auto	130	160 Auto
Engine Capacity	2198cc	2287cc	2287cc	2999cc	2287cc	2999cc	2287cc	2999cc
Engine Power	100bhp @2900rpm	130bhp @3600rpm	130bhp @3600rpm	157bhp @3600rpm	130bhp @3600rpm	157bhp @3600rpm	130bhp @3600rpm	157bhp @3600rpm
Engine Torque	250Nm @1500rpm	320Nm @2000rpm	320Nm @2000rpm	400Nm @2000rpm	320Nm @2000rpm	400Nm @2000rpm	320Nm @2000rpm	400Nm @2000rpm
Roof Profile	Low Profile		Low Profile		Low Profile		Low Profile	
Chassis	Fiat special low line		Fiat special low line		Fiat special low line		Fiat special low line	
Wheel Base	3.00m/9'10"		4.04m/13'3"		4.04m/13'3"		4.04m/13'3"	
Designated Passenger Seats	1		1		1		1	
Berths (Sleeping Positions)	2		2		2		4	
Overall Length (No Ladder)*	5.90m/19'4"		7.04m/23'1"		7.04m/23'1"		7.04m/23'1"	
Overall Body Width (Excluding Mirrors)	2.25m/7'5"		2.33m/7'8"		2.33m/7'8"		2.33m/7'8"	
Overall Height	2.77m/9'1"		2.77m/9'1"		2.77m/9'1"		2.77m/9'1"	
Maximum Technical Permissible Laden Mass (A)	3300kg		3500kg		3500kg		3500kg	
Mass in Running Order (B)†	2885kg	2900kg	3150kg	3217kg	3145kg	3212kg	3150kg	3217kg
Maximum User Payload (A-B)	415kg	400kg	350kg	283kg	355kg	288kg	350kg	283kg
Essential Habitation Equipment	10kg		10kg		10kg		10kg	
Maximum Recommended Trailer Weight	1125kg		1340kg		1340kg		1340kg	
Gross Train Weight**	5300kg		6000kg		6000kg		6000kg	

## Bed Sizes

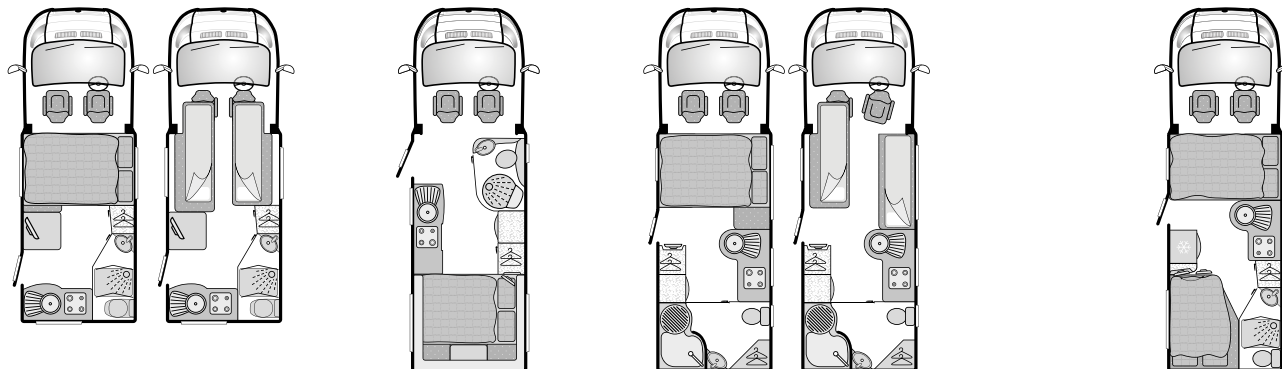
Front Double	2.06m x 1.38m/1.24m / 6'9" x 4'6" / 4'1"		2.11m x 1.81m/1.33m / 6'11" x 5'11" / 4'4"	2.11m x 1.24m/1.06m / 6'11" x 4'1" / 3'6"
Front Nearside Single	1.93m x 0.71m/6'4" x 2'4"		1.93m x 0.71m/6'4" x 2'4"	
Front Offside Single	1.78m x 0.71m/5'10" x 2'4"		1.81m x 0.72m/5'11" x 2'4"	
Rear Double		2.11m x 1.33m/6'11" x 4'4"		1.90m x 1.32m/6'3" x 4'4"
Rear Nearside Single		1.79m x 0.71m/5'10" x 2'4"		
Rear Offside Single		1.89m x 0.71m/6'2" x 2'4"		

## Notes

E510 (both front side singles) and E520 (front nearside single) are sized with a cab seat infill which extends the bed length

\* For optional roof ladder add 200mm.  
\*\* Gross train weight must not be exceeded. Please consult your dealer for more detailed towing information

† The Mass in Running Order is the mass of the unladen vehicle including a 75kg allowance for the driver plus engine coolants and 90% of the fuel tank, water tank and gas capacity.



# Features

## Key features

- Class-leading performance and economy from Fiat's 100 or 130 MultiJet diesel engines
- Optional 160 MultiJet diesel engine with Comfort-Matic automatic gearbox (except E510 Compact)
- Optional upgrade to 130 MultiJet diesel engine (E510 Compact only)
- Special wide rear track (except E510 Compact) and rear anti-roll bar
- Heavy duty chassis extensions ready for optional homologated towbar
- Driver and passenger airbag
- Full-length canopy awning
- Remote central locking of cab doors and entrance door
- Mainly LED lighting, saving 70% of full lighting power
- Roof and wiring prepared for solar panel installation
- Radio/CD/MP3 player with iPod/MP3 connection
- Driver and passenger seat fully adjustable and swivelling
- Double-glazed cab sunroof with adjustable blind
- Pleated windscreens and cab side window blinds
- Pleated blinds with flyscreens in accommodation area
- 104 litre Smart Energy Selection fridge/freezer (E510)
- 175 litre Smart Energy Selection fridge/freezer (E520, E540 & E560)
- Dual fuel Truma combi-boiler with en-route operation
- 'Ultra Comfort' domestic standard fixed bed mattress (E560)
- Carpet with 45oz pile density
- Spare wheel and tyre on underslung carrier
- Seat tops with gas struts for easy access
- Built-in microwave oven with digital controls

## Key options

### Optional Elegance Pack consisting of:

- Cruise Control
- Cab air conditioning
- Colour reversing camera and screen integrated with rear view mirror

**Optional Winter Pack** consisting of fresh and waste water tank heaters, waste pipe insulation and winter fridge vent covers

## Additional features

### Chassis-cab

- Fiat Ducato X2/50 special low-line chassis
- ABS brakes
- EBD (electronic brake force distribution)
- Variable power steering
- Electric operated and tinted cab windows
- Electrically adjusted and heated wing mirrors fitted with direction indicators
- Headlamp height adjustment
- Immobiliser with rolling code
- Driver and passenger seats both with:
  - Swivels
  - Height and rake adjustment
  - Two armrests
  - Full upholstered covers
  - Base surrounds
- Adjustable steering wheel position
- Cab carpet (removable)
- Lockable (Laptop PC size) central storage box
- Door pockets with bottle holders
- Two DIN sockets

### Body and exterior equipment

- Thick gauge one-piece aluminium side-walls finished in gloss white
- One-piece GRP roof supported by 34mm sandwich construction
- Integrated longitudinal roof bars (except E510 Compact)
- 70mm thick sandwich construction floor
- Full GRP rear panel with high level brake light and camera housing
- Over-cab pod with double-glazed sunroof
- Gloss white finished front bumper
- Strong extruded aluminium skirts
- Entrance door with pleated, easy action flyscreen, window and waste bin
- Service door for underseat/bed storage
- Fully double glazed opening windows with night-latch ventilation
- LED exterior light

- Compartment for 2 x 7kg gas bottles with fitted butane/propane regulator
- Fixing points for rear-mounted cycle rack

### Living area

- Choice of two soft furnishing schemes
- Swift Group patented 'spaceframe' locker construction
- Heki skylight with flyscreen and adjustable blind
- Mini-Heki skylight with flynet and adjustable blind
- Bed mattresses and lounge area seat cushions on beech slats in strong aluminium frame
- Sprung interior seat and backrest cushions
- Scatter cushions
- Seat backrest ventilation boards
- Free-standing table with dedicated storage location
- Flat-screen TV bracket
- Removable carpets over woodblock effect vinyl flooring
- Domestic style mortice locks on washroom and wardrobe doors
- Removable stepwell mat
- Entrance doorway grab-handle
- Smoke alarm

### Kitchen

- Removable drainer with dedicated storage
- Food grade nylon chopping board with dedicated storage
- Chrome finish brass pillar tap with long spout
- Thermostatic oven and separate grill
- Dual fuel hob with 800W electric hotplate and 3 gas burners with electronic ignition and flame failure protection
- Glass hob lid with safety cut-out feature
- Curved kitchen extension containing storage carousel (in E540 and E560)

### Washroom

- Shower cubicle or fully lined shower area
- Lower cupboard with built-in washbasin
- Overhead storage locker
- Thetford C250 cassette toilet with electric flush and larger wheeled waste holding tank
- Chrome finish brass shower and mixer taps
- Skylight with flyscreen

### Heating and plumbing

- En route and on site blown air central heating and hot water provided by Truma 4kW gas and 2kW electric combi-boiler
- Grade 3 classification (EN 1646-1) for heating and thermal insulation (for sub-zero ambient temperatures)
- 90 litre external insulated fresh water tank with level sensor
- Pressurised fresh water system with self-priming pump
- 68 litre waste water tank with level sensor

### Electrical

- Mains 230V supply via ELCB/MCB distribution board to sockets, fridge, microwave oven, combi-boiler and battery charger/transformer
- 25amp charger/transformer for leisure battery
- Five mains 230V sockets
- 12V control panel over doorway with touch controls for:
  - Vehicle/Leisure battery selection
  - Water pump and lighting circuits
  - Tank heaters (if fitted)
- and display of:
  - Tank levels
  - Vehicle and leisure battery state
- 95 amp-hour (Dir 2006/66/EC) leisure battery in underfloor compartment
- Vehicle battery drain protection
- TV station with 230V, 12V supply and co-ax link to outside connector.
- 25 metre mains hook-up cable
- Power supply for satellite installation