



E700

E765P / E769 / E789 / E799



Swift Group Limited provides a three-year warranty on the coachbuilt element of the motorhome, see www.bessacarmotorhomes.co.uk for more details. Fiat provides a three year manufacturer's warranty of the base vehicle and three-year pan European Camper Assistance, road side assistance and breakdown cover operated in conjunction with the RAC, ask your dealer for more details.

See www.bessacarmotorhomes.co.uk for model pictures, the gallery is constantly updated as new models are available.



Your Local Dealer

BESSACARR MOTORHOMES,
Dunswell Road, Cottingham, East Yorkshire HU16 4JX.
Tel: 01482 847332 Fax: 01482 841042

email: enquiry@swiftgroup.co.uk

website: www.bessacarmotorhomes.co.uk

A MEMBER OF THE SWIFT GROUP

This brochure does not constitute an offer by Swift Group Limited (Swift). Swift reserves the right to alter specifications and prices at any time as materials and conditions demand. Distributors and dealers sell Bessacarr products on their own account and not as agents of Swift. Accordingly they have no authority to bind Swift or to make any representation or undertaking whatsoever on behalf of Swift. All props are for photographic purposes only and are not included in the specification. Issued October 2009.



E700

The E700 Series is the definitive choice for the discerning motorhome enthusiast. The distinctive body shell sits on an AL-KO Super-Lowline chassis, which offers superior ride, comfort and road handling due to its wider track and low centre of gravity. Driving qualities are further enhanced with cruise control and a driver and passenger airbag as standard. Luxurious interiors, which include a leather upholstery option and hardwood framed doors have restyled kitchens with stainless steel look appliances including the large integrated fridge/freezer. All washrooms feature a cassette toilet with an independent tank and a separate sealed shower cubicle with washbasins neatly integrated into a useful cupboard unit.



Twin batteries
Models come with two 100Ah auxiliary batteries giving greater independence away from a mains power source



LED lighting
Detail lighting by high output, soft white LEDs



LCD TV
10" fold down LCD TV with integral Freeview, tuner and DVD player



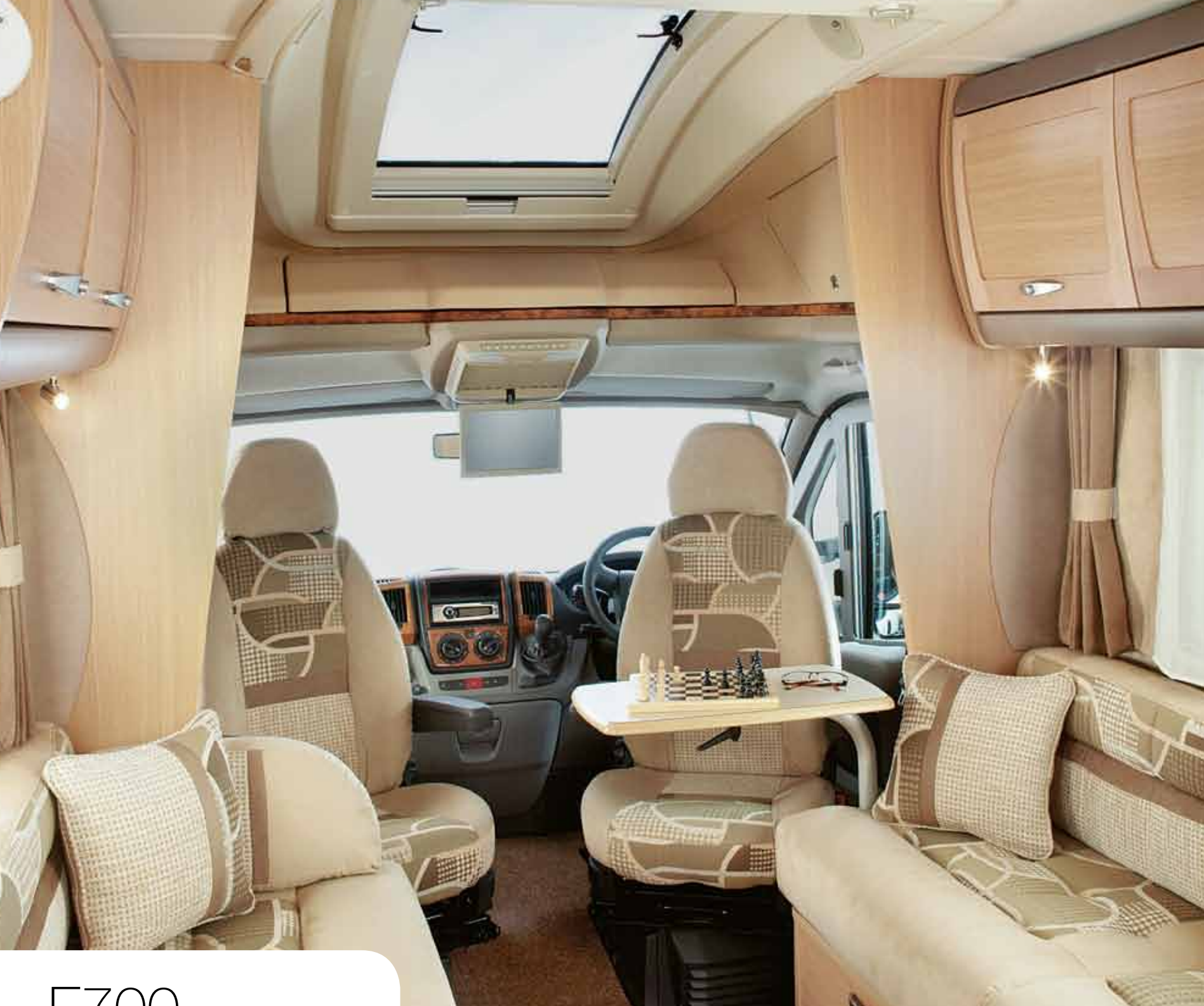
Entrance door
Entrance door with secure 3-point locking, hidden hinges, double seal system and stepwell light



Reversing Camera
Reversing camera with image shown on rear view mirror



Lighting in underfloor storage trays
Underfloor storage trays provided by the Fiat/AL-KO low-line chassis with 190mm (7½") double floor have lighting



E700

Most lighting is by energy saving soft white LEDs, which prolongs the life of the twin batteries and makes it realistic to power the system for a solar panel, for which there is roof and wiring preparation. Seat tops have gas struts for easy access to storage below and fixed bed models come with an 'Ultra comfort' luxury deep sprung mattress and an aluminium frame to maximise strength and storage space underneath. Selected models have a raised bed that allows for a generous 'garage' area capable of storing large items like a scooter. A Thatcham approved 'HAL Locate' GPS tracking system is fitted for unrivalled security.



Skyview roof window
Large panoramic opening Skyview roof window in the front of Low-line models



Automatic gearbox
Optional 160 bhp engine with Comfort-Matic automatic gearbox

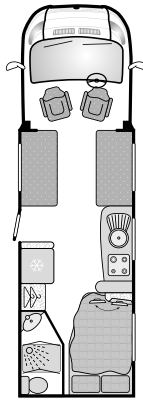


Low-Line models have the advantage of a sleeker, more aerodynamic profile. Inside the layout is carefully planned to incorporate comfortable and spacious living and sleeping accommodation without the use of a luton bed. Instead, the luton area is fitted with generous full-width overcab lockers, and a panoramic opening 'skyview' window.

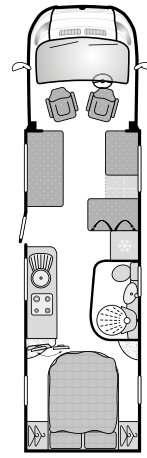


High-Line models offer a cleverly-designed, spacious overcab bed which features gas assisted struts, enabling it to be easily pulled down at night time, and just as simply pushed back up, still fully made up, during the day. When in use, the luton almost becomes a separate bedroom.

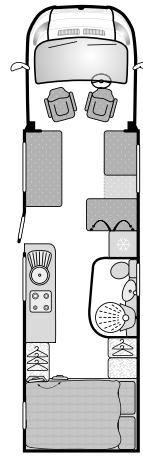
Specification



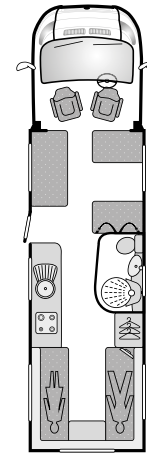
E765P



E769



E789



E799

Model	E765P			E769		E789		E799	
	Standard	Optional		Standard	Optional	Standard	Optional	Standard	Optional
Fiat MultiJet Diesel Engine	130	160	160 Auto	160	160 Auto	160	160 Auto	160	160 Auto
Engine Capacity	2287cc	2999cc	2999cc	2999cc	2999cc	2999cc	2999cc	2999cc	2999cc
Engine Power @ 3600rpm	130bhp	157bhp	157bhp	157bhp	157bhp	157bhp	157bhp	157bhp	157bhp
Engine Torque @2000rpm	320Nm	400Nm	400Nm	400Nm	400Nm	400Nm	400Nm	400Nm	400Nm
Roof Profile	Low Line			Low Line#		Low Line#		Low Line#	
Chassis	Fiat AL-KO low line			Fiat AL-KO low line		Fiat AL-KO low line		Fiat AL-KO low line	
Wheel Base	4.40m/14'5"			4.60m/15'1"		4.60m/15'1"		4.60m/15'1"	
Designated Passenger Seats	1			3		3		3	
Berths (Sleeping Positions)	4			4		4		4	
Overall Length (Inc Ladder)	7.66m/25'2"			8.67m/28'5"		8.67m/28'5"		8.67m/28'5"	
Overall Body Width (Excluding Mirrors)	2.33m/7'8"			2.33m/7'8"		2.33m/7'8"		2.33m/7'8"	
Overall Height (Inc Aerial)	3.04m/10'0"			3.09m/10'2"		3.09m/10'2"		3.09m/10'2"	
Maximum Technical Permissible Laden Mass (A)	4250kg			5000kg		5000kg		5000kg	
Mass in Running Order (B)†	3640kg	3690kg	3707kg	4228kg	4245kg	4220kg	4237kg	4176kg	4193kg
Maximum User Payload (A-B)	610kg	560kg	543kg	772kg	755kg	780kg	763kg	824kg	807kg
Essential Habitation Equipment	17kg			17kg		17kg		17kg	
Maximum Recommended Trailer Weight	1860kg	1810kg	1790kg	1500kg	1500kg	1500kg	1500kg	1500kg	1500kg
Gross Train Weight*	5500kg			6000kg		6000kg		6000kg	

Bed Sizes

	E765P	E769	E789	E799
Front Double	2.13m x 1.38m/7'0" x 4'6"	2.13m x 1.38m/7'0" x 4'6"	2.13m x 1.38m/7'0" x 4'6"	2.13m x 1.38m/7'0" x 4'6"
Front Offside Single		1.80m x 0.67m/5'11" x 2'2"	1.80m x 0.67m/5'11" x 2'2"	1.90m x 1.02m/6'3" x 3'4"
Rear Double	1.90m x 1.31m/6'3" x 4'4"	1.90m x 1.31m/6'3" x 4'4"	2.13m x 1.30m/7'0" x 4'3"	2.13m x 1.40m/7'0" x 4'7"
Rear Nearside Single				1.93m x 0.73m/6'4" x 2'5"
Rear Offside Single				1.88m x 0.73m/6'2" x 2'5"

Notes

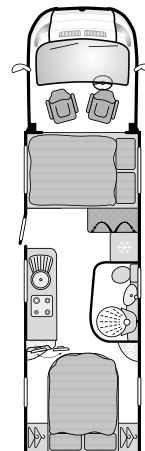
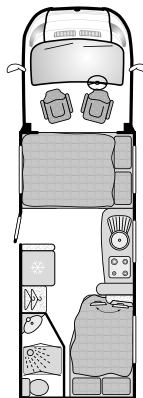
For High-line overcab option the following specifications changes apply:

Berths	+ 2
Mass in Running Order	+ 60kg
Maximum User Payload	- 60kg
Overcab Bed	1.91m x 1.37m/6'3" x 4'6"

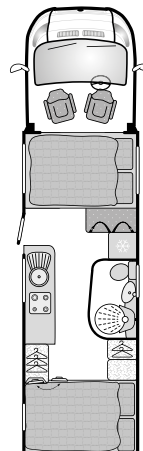
All other specification as above.

* Gross train weight must not be exceeded. Please consult your dealer for more detailed towing information

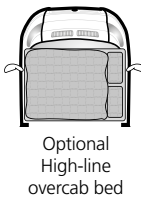
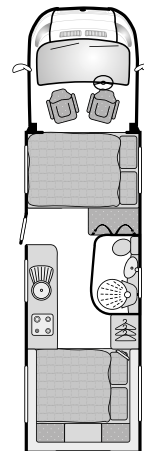
† The Mass in Running Order is the mass of the unladen vehicle including a 75kg allowance for the driver plus engine coolants and 90% of the fuel tank, water tank and gas capacity.



Optional High-line overcab bed



Optional High-line overcab bed



Optional High-line overcab bed

Features

Key features

- Fiat/AL-KO low-line chassis with 190mm (7½") high under floor storage
- Low-line models with 'Skyview' panoramic opening roof-window
- High-line models with large A-Class style aluminium framed, gas strut assisted over-cab bed
- Choice of Fiat 130 Multijet (E765P model only) or 160 Multijet Power engines
- Optional 160 Multijet diesel engine with Comfort-Matic automatic gearbox
- Cab air-conditioning
- Cruise Control
- Driver and passenger airbag
- Full length recessed awning
- Dual fuel Truma 6kW 'Combi' boiler with en-route operation
- 10" fold-down LCD colour TV with integral 'Freeview' and DVD player linked to speaker system
- Colour reversing camera and screen integrated with rear view mirror
- Radio/CD/MP3 player with iPod/MP3 connection and four speakers
- Mainly LED task lighting, saving 70% of full lighting power
- Lighting in underfloor storage trays
- Two 95 amp-hour (Dir 2006/66/EC) leisure batteries in underfloor compartment
- 175 litre automatic energy selection fridge/freezer (112 Litre in E799)
- Roof rack and ladder
- High specification entrance door with secure 3-point locking, hidden hinges, double seal system, and stepwell light
- Remote central locking of cab doors and entrance door
- Concertina action door flyscreen
- Spare wheel and tyre
- Roof and wiring prepared for solar panel installation
- 'HAL Locate' GPS tracking system with Thatcham approval and European cover
- Seat base tops supported by gas struts for easy access
- Fresh and waste water tank heaters plus waste pipe insulation for full winter use

Additional features

Chassis-cab

Fiat X2/50 AL-KO Super low-line chassis with:

- ABS brakes
- EBD (electronic brake force distribution)
- Extra wide rear track
- Heavy duty rear chassis members ready for optional towbar
- Immobiliser with rolling code
- Variable power steering
- Electric operated and tinted cab windows
- Electrically adjusted and heated wing mirrors fitted with direction indicators
- Headlamp height adjustment
- Driver and passenger seats both with:
 - Swivels
 - Height and rake adjustment
 - Two armrests
 - Fully upholstered covers
 - Base surrounds
- Adjustable steering wheel position
- Concertina windscreen blind and side window blinds
- Cab carpet (removable)
- Lockable (laptop PC size) central storage box
- Two DIN sockets

Body and exterior equipment

- Double-door 'garage' storage area in E789
- Double-door under-bed storage area in E769
- 16" Alloy wheels
- Thick gauge one-piece aluminium side walls finished in high gloss white
- One-piece GRP roof supported by 34mm sandwich construction
- Integrated longitudinal roof bars with load carrying cross bars and ladder
- Strong extruded aluminium skirts
- Full GRP rear panel with high-level brake light and camera housing
- Gloss white finished front bumper
- Flush fitting aluminium-framed double glazed opening windows
- Two opening windows in high-line overcab area
- Two Midi-Heki skylights with flynet and adjustable blind

- LED exterior light (two on TAG axle models)
- Compartment for two 13kg gas bottles with fitted butane/propane regulator
- Fixing points for rear-mounted cycle rack

Living area

- Choice of two soft furnishing schemes and a leather option
- Swift Group patented 'spaceframe' locker construction
- Removable aluminium ladder to the over-cab bed in high-line models
- Moulded over-cab base with storage recesses in high-line models
- Moulded over-cab storage lockers in low-line models
- Two-position front seating arrangement providing L-shape lounge or two forward facing travelling seats (except E769 & E789)
- Bed mattresses and lounge bench seat cushions supported by beech slats for extra comfort
- Sprung interior mattresses, seat and backrest cushions
- Scatter cushions
- Seat backrest ventilation boards
- Free-standing table with dedicated storage location
- Cassette flyscreens and pleated blinds on all windows
- Removable carpets over woodblock effect vinyl flooring
- Adjustable swivel-arm coffee table (except E799)
- Domestic style mortice locks on washroom and wardrobe doors
- Removable stepwell mat
- Entrance doorway grab-handle
- Smoke alarm

Kitchen

- Built-in microwave oven with digital controls
- Removable drainer with dedicated storage
- Food grade nylon chopping board with dedicated storage
- Chrome finish brass pillar tap with long spout
- Thermostatic oven and separate grill
- Dual fuel hob with 800W electric hotplate and 3 gas burners with electronic ignition and flame failure protection
- Kitchen extractor fan
- Pull-out storage baskets
- Crockery storage tray with moulded pockets and retaining straps

Washroom

- Shower cubicle or lined shower area
- Lower cupboard with built-in washbasin
- Overhead storage locker
- Thetford swivel cassette toilet with electric flush and independent tank
- Chrome finish brass shower and mixer taps

Heating and plumbing

- Grade 3 classification (EN 1646-1) for heating and thermal insulation (for sub-zero ambient temperatures)
- 120 litre under-floor, insulated heated fresh water tank with level sensor
- Pressurised fresh water system with self-priming pump
- 100 litre heated waste water tank with level sensor
- Large bore rigid waste pipes

Electrical

- Mains 230V supply via ELCB/MCB distribution board to sockets, fridge, microwave oven, combi-boiler and battery charger/transformer
- 25amp charger/transformer for leisure battery
- At least 7 mains 230V sockets (including two in cab area) (model specific)
- 12V control panel over doorway with user friendly controls for:
 - Vehicle/Leisure battery selection
 - Water pump and lighting circuits
 - Tank heaters
 - and display of:
 - Tank levels
 - Vehicle and leisure battery state
- Vehicle battery drain protection
- Status 530 directional aerial and booster
- 25 metre mains hook-up cable
- Two TV stations
- Power supply for satellite installation