

AUTO TRAIL

THE LATEST COLLECTION



TOGETHER WE'RE GOING PLACES

CONTENTS

Contents

Contents02	Frontier Mohawk26 – 27	Auto-Trail Owners Club50
Welcome03	Frontier Savannah28 – 29	Quality Features51
Tracker Overview04 – 05	Frontier Dakota30 – 31	Fiat Ducato Chassis52
Tracker RS06 – 07	Frontier Delaware32 – 33	Bodystyle Profiles53
Tracker EKS08 – 09	Frontier Scout34 – 35	Soft Furnishings54
Tracker FB10 – 11	Frontier Comanche36 – 37	Motorhome Weights Explained55
Apache Overview12 – 13	Frontier Arapaho38 – 39	Specification and Upgrades56
Apache 63214 – 15	Frontier Chieftain40 – 41	External Features57
Apache 63416 – 17	Quality Detailing42 – 43	Internal Features58 – 59
Apache 70018 – 19	Seatbelt Options44 – 45	Chassis Specification60 – 61
Frontier Range Overview20 – 21	Before you Choose46 – 47	Range Layouts62 – 67
Frontier Navajo22 – 23	Enhancement Packs48		
Frontier Cherokee24 – 25	After-Sales Support49		





WELCOME

AUTO-TRAIL 2012



Sitting by a lake, sipping a glass of wine, watching the reflection of the sunset in the glass-smooth surface, wondering what tomorrow may bring - relaxed in the knowledge that if you become tired of the view, or don't like the weather - you can change it. Welcome to a relaxing, slower pace of life in your Auto-Trail motorhome.

As we celebrate a major milestone in our company's history this year, why not choose a manufacturer whose name you know and trust. A name which, over the last 30 years, has earned a hard-won reputation for creating motorhomes of the highest quality for our discerning clients to take on their travels, relishing the freedom the open road brings.

We understand that if you invest in the motorhome lifestyle, you want to travel in comfort, and when you arrive at your destination, be it at home, or abroad, you can look forward to living in the lap of luxury, surrounded by the exquisite furnishings, appliances and fabrics you would expect to find in an exclusive home-from-home.

We have introduced two new models this year, which perfectly complement our existing range, giving our clients more choice than ever before. We are confident that within our range, we will have a luxurious motorhome which will perfectly meet your requirements.

All models are available in Hi-Line and Lo-Line. Most models are available as Super Lo-Line – so if you need the flexibility of extra sleeping accommodation should you rendezvous with friends, or simply yearn for attractive, sleek good looks, Auto-Trail offers the perfect solution.

We pride ourselves on our ethos of creating vehicles of the finest ambience, bringing together components from the best manufacturers.

Designed in Britain & built by a highly-motivated team of craftsmen in North East Lincolnshire, at Auto-Trail, we listen to our customers.

Their comments and feedback help us to refine our motorhomes to meet their exacting requirements, while our dedicated workforce ensures the finished product is fully compliant with the internationally recognised ISO9001:2008 standard.

Specifically designed for the motorhome market and benefiting from a major redesign this year, we use a Fiat Ducato chassis as the base for our vehicles, combined with the selective use of proven twin axle technology.

In a major step forward for 2012, all of our Fiat engines meet the stringent Euro 5 standards, as a result they have cleaner emissions and are more economical. At the heart of the range is the 2.3-litre 130bhp Multijet II unit with 6-speed manual gearbox. Chieftain, Arapaho and Commanche models come with the 150bhp manual as standard.

The 150bhp engine or a powerful 3.0-litre 180bhp unit and a 6-speed Comfortmatic auto gearbox becomes options across the range.

All models are equipped with daytime running lights and to maximise safety.

Inside, you will love the redesigned dashboard, complete with matching cab blinds. The driver and passenger seats also swivel around. As part of our Media Packs, a new radio head unit incorporates Bluetooth connectivity, while satellite navigation and a satellite TV system is available.

In the living area, all models feature a new Aosta wood colour, complemented by a fresh range of carefully selected interior fabrics, floor coverings and chrome trimmings, while the large mirrors in our washrooms are now backlit with stylish LED lighting.

An extensive range of high-quality accessories allow our clients to customise their new motorhome to their exact specifications, so whether you would like a colour-coded roof rack, solar panel, different upholstery, or a rechargeable vacuum cleaner, our technicians can install it for you.

Be it for a weekend away, or a foreign adventure, Auto-Trail can create the perfect bespoke motorhome for you and your family, enabling you to spend quality time together, while enjoying the finer things in life, surrounded by spectacular scenery.

So as we celebrate 30 years of building some of the finest motorhomes on the market, why not meet our extended family at your local retailer who will be delighted to demonstrate the attributes which make an Auto-Trail motorhome the perfect choice for people who appreciate the finer things in life.



TRACKER

RANGE

AUTO  TRAIL

With every-day practicality, embrace a new lifestyle

Our hugely popular Tracker range has expanded this year to include two new bespoke models incorporating the latest thinking in interior design.

With two lounge seats at the front and a washroom, complete with a shower, at the rear, the RS is a brand new design for 2012.

Our other newcomer is the FB model, which features the increasingly popular fixed bed design, so after an enjoyable day's sightseeing, you can just collapse into bed with a good book and glass of wine.

Both of our new models are available with half dinettes, which come with extra forward facing three point seatbelts, so up to four people can travel in comfort and safety.

The new models are similar in length – the RS is 6.10m (20'0") and the FB is almost a metre longer, at 7.09m (23'3").

Complementing our two newcomers, the established EKS model completes the Tracker line-up, having established a loyal following of Auto-Trail customers.

This range is the result of years of development and numerous hours spent listening to customers to discover their true requirements. Compact, but carefully designed, it meets those requirements admirably and we believe our new additions for this season will further expand its appeal.


Small enough to be practical for every-day use, yet spacious enough for a couple to enjoy weeks away, it is ideally suited for exploring the UK and Europe.

Whether it's long Continental journeys, or exploring the highways and byways of Great Britain, the Tracker range is generously equipped with everything you need in a motorhome.

Designed and manufactured to the same exacting standards as our larger models, you are certain to be impressed with the comfortable accommodation. Our designs include carefully considered storage space. The Tracker EKS, for example, features a side locker, the door of which lifts up parallel to the body, in a similar manner to those found on luxury coaches.

It is no surprise then, the Tracker range remains one of our most popular model lines.

"Step inside a Tracker for the first time and you will be amazed by its clever designs which maximise the interior space within a compact, practical package."





TRACKER RANGE





TRACKER RS

AUTO  TRAIL

New for this year, the RS features two lounge seats at the front, which convert to a comfortable double bed. The kitchen area is in the middle and features a full size oven, grill and dual fuel hob, while at the rear, you will find the washroom with a separate shower cubicle and toilet.

Based on the Fiat Ducato chassis, the standard specification includes a 130bhp Euro 5 engine and manual gearbox.

(150bhp/180bhp/Auto available as cost options).



SPECIFICATION AT A GLANCE

Length:	6.10m (20'0")
Width (mirrors folded):	2.35m (7'8")
Max Gross Weight:	3500/3650kg

Details on layout and seating options available for this model on page: 62

FLOOR PLAN





TRACKER RS





TRACKER EKS

AUTO  TRAIL

The EKS model features two long lounge settees to provide a choice of two 6ft single beds or a sumptuous king size double. The rear corner washroom has a separate shower cubicle and toilet, while the spacious kitchen boasts a full size oven, grill and dual fuel hob.

Based on the Fiat Ducato chassis, the standard specification includes a 130bhp Euro 5 engine and manual gearbox.

(150bhp/180bhp/Auto available as cost options).



SPECIFICATION AT A GLANCE

Length:	6.34m (21'0")
Width (mirrors folded):	2.35m (7'8")
Max Gross Weight:	3500kg

FLOOR PLAN





TRACKER EKS





TRACKER FB

AUTO  TRAIL

Our second new addition to the popular Tracker range this year is this practical fixed bed model. It features a separate shower and toilet at the rear, and a well-equipped mid-kitchen area with a full size oven, grill and dual fuel hob, plus a full-size fridge/freezer.

Based on the Fiat Ducato chassis, the standard specification includes a 130bhp Euro 5 engine and manual gearbox.

(150bhp/180bhp/Auto available as cost options).



SPECIFICATION AT A GLANCE

Length: 7.09m (23'3")

Width (mirrors folded): 2.35m (7'8")

Max Gross Weight: 3500/3650kg

Details on layout and seating options available for this model on page: 62

FLOOR PLAN





TRACKER FB





APACHE

RANGE

AUTO  TRAIL

For life's adventures



Appealing equally to couples or families in search of the perfect base for exploring the UK or Europe, our beautifully crafted Apache range is the ideal solution.

Auto-Trail's customers are spoilt for choice with three practical layouts to select from. A further choice of bodystyles, Hi-Line, Lo-Line or Super Lo-Line, all at no extra cost and all using the same advanced production techniques as our flagship Frontier range.

The Apache 634 is available in Hi-Line or Lo-Line styles only. Our generous specification means many standard features in the Apache range would be cost options in competitors' products, yet our highly competitive pricing will give you a warm and cosy feeling, just as the interiors of our motorhomes will.

This season's Apache models offer spacious living accommodation, for those who wish to personalise their vehicle, there is a range of upholstery styles (see page 54) to choose from, plus carefully chosen optional Lifestyle Packs (see page 48 for further details).

"The Apache range is beautifully crafted, practical and delivers a high level of specification to suit the modern motorhomer."





APACHE RANGE






APACHE 632

AUTO  TRAIL

With its popular fixed bed design, the 632 provides generous storage space beneath it. With a separate shower, a fully specified kitchen and an inviting front lounge, all within 6.95m, it makes the ideal long-distance tourer.

Based on the Fiat Ducato chassis, the standard specification includes a 130bhp Euro 5 engine and manual gearbox.

(150bhp/180bhp/Auto available as cost options).



SPECIFICATION AT A GLANCE

Length:	6.95m (22'9")
Width (mirrors folded):	2.35m (7'8")
Max Gross Weight:	3500/3650kg

Details on layout and seating options available for this model on page: 63

FLOOR PLAN





APACHE 632





APACHE 634

AUTO  TRAIL

With its classically British rear lounge layout, this design offers a split kitchen and a panoramic rear lounge, allowing you to enjoy breath-taking views. There is a separate shower and washroom.

Based on the Fiat Ducato chassis, the standard specification includes a 130bhp Euro 5 engine and manual gearbox.

(150bhp/180bhp/Auto available as cost options).



SPECIFICATION AT A GLANCE

Length: 7.09m (23'3")

Width (mirrors folded): 2.35m (7'8")

Max Gross Weight: 3500/3650kg

FLOOR PLAN





APACHE 634





APACHE 700

AUTO  TRAIL

This spacious family-friendly tourer features double beds to the front and rear, a generous kitchen and separate living areas for children and parents. It's perfect for those big family holidays.

Based on the Fiat Ducato chassis, the standard specification includes a 130bhp Euro 5 engine and manual gearbox.

(150bhp/180bhp/Auto available as cost options).



SPECIFICATION AT A GLANCE

Length:	7.46m (24'6")
Width (mirrors folded):	2.35m (7'8")
Max Gross Weight:	4250kg

Details on layout and seating options available for this model on page: 63

FLOOR PLAN





APACHE 700



FRONTIER

RANGE

AUTO  TRAIL

Spacious and luxurious

Encapsulating the best of British design and craftsmanship, our flagship range boasts a pedigree which has been constantly evolving over the last 30 years.

This comprehensive model line up brings together our expertise, knowledge and experience of building some of the finest luxury leisure vehicles money can buy, gleaned during more than a quarter-of-a-century of continuous development and refinement.

Lavishly equipped, beautifully made and luxuriously appointed, Auto-Trail's Frontier range includes a layout to suit all tastes and cater for every need, while perhaps most importantly, offering unrivalled specification and comfort by utilising the best materials available today.

Whether your preference is for the Dakota, with its end washroom and fixed bed, or the Delaware, with its popular island bed design, we are here to help, guide and advise you in making the right choice for your lifestyle.

As a proud owner of an Auto-Trail motorhome, whether you are on site, or travelling from one location to the next, few vehicles command the presence the Frontier range achieves.

Ten different layouts are offered, all of which are available in Hi-Line, Lo-Line and Super Lo-Line styles, constructed on a range of powerful and well-specified Fiat Ducato base vehicles which this year feature the latest Euro 5 engines.

All Fiats feature electric windows and mirrors, air conditioning, driver and passenger airbags and remote central locking.

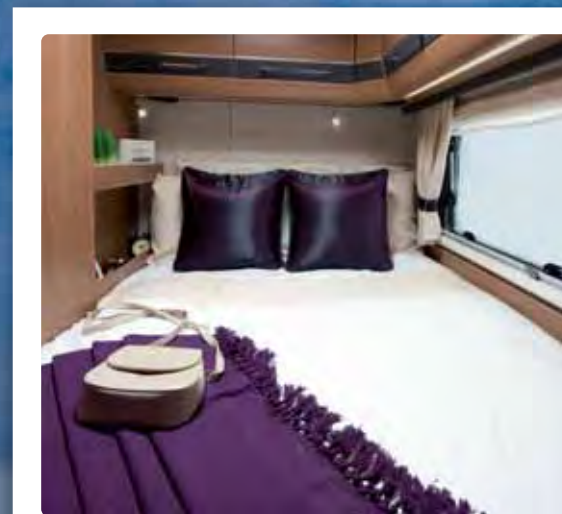
Attractively styled alloy wheels, a recessed awning and an 85-watt solar panel are all included in the standard equipment inventory.

Inside, the living area offers five-star levels of luxury – with luxurious soft furnishings, all surrounded by hand-crafted cabinets.

The fully-equipped kitchens have benefited from a style make-over for this season, and the L-shaped design incorporates a 190-litre fridge-freezer on most models. For the ultimate in convenience, a built-in microwave oven comes as standard.

The Frontier range has been designed and built to stand the tests of time and the challenges of long-distance touring over extended periods, while at the same time, providing the highest levels of comfort. In other words, it's a true home-from-home.

“Auto-Trail's Frontier range represents the ultimate in luxury travel – whatever the distance or duration.”





FRONTIER RANGE





FRONTIER NAVAJO

AUTO  TRAIL

A classic British design, this layout features two long side-facing settees to maximise the living space. The washroom and well-equipped kitchen are located at the rear of the Navajo.

Based on the Fiat Ducato chassis, the standard specification includes a 130bhp Euro 5 engine and manual gearbox.

(150bhp/180bhp/Auto available as cost options).



SPECIFICATION AT A GLANCE

Length:	6.81m (22'4")
Width (mirrors folded):	2.35m (7'8")
Max Gross Weight:	3500/3650kg

FLOOR PLAN





FRONTIER NAVAJO





FRONTIER CHEROKEE

AUTO  TRAIL

A generous forward lounge leads to your very own master bedroom at the rear, with its fixed bed there are no compromises here – it even features a 190-litre fridge-freezer.

Based on the Fiat Ducato chassis, the standard specification includes a 130bhp Euro 5 engine and manual gearbox.

(150bhp/180bhp/Auto available as cost options).



SPECIFICATION AT A GLANCE

Length:	7.50m (24'7")
Width (mirrors folded):	2.35m (7'8")
Max Gross Weight:	4250kg

Details on layout and seating options available for this model on page: 64

FLOOR PLAN





FRONTIER CHEROKEE





FRONTIER MOHAWK

AUTO  TRAIL

With a spacious and luxurious lounge, the Mohawk also benefits from a fixed bed, fitted transversely across the rear of the motorhome. The fully fitted kitchen is midship opposite the en-suite facilities which incorporates a separate shower cubicle.

Based on the Fiat Ducato chassis, the standard specification includes a 130bhp Euro 5 engine and manual gearbox.

(150bhp/180bhp/Auto available as cost options).



SPECIFICATION AT A GLANCE

Length: 7.50m (24'7")

Width (mirrors folded): 2.35m (7'8")

Max Gross Weight: 4250kg

Details on layout and seating options available for this model on page: 64

FLOOR PLAN





FRONTIER MOHAWK





FRONTIER SAVANNAH

AUTO  TRAIL

The Savannah features long twin single beds at the rear, fitted with adjustable back supports. There's a central washroom, separate shower cubicle and fully fitted kitchen. The spacious lounge is towards the front.

Based on the Fiat Ducato chassis, the standard specification includes a 130bhp Euro 5 engine and manual gearbox.

(150bhp/180bhp/Auto available as cost options).



SPECIFICATION AT A GLANCE

Length: 7.60m (24'11")

Width (mirrors folded): 2.35m (7'8")

Max Gross Weight: 4250kg

Details on layout and seating options available for this model on page: 65

FLOOR PLAN





FRONTIER SAVANNAH





FRONTIER DAKOTA



Featuring a washroom at the rear, with a large shower cubicle, the Dakota has a French-style bed, a mid-kitchen and two lounge settees to the front. It is also available as a half-dinette as a cost option.

Based on the Fiat Ducato chassis, the standard specification includes a 130bhp Euro 5 engine and manual gearbox.

(150bhp/180bhp/Auto available as cost options).



SPECIFICATION AT A GLANCE

Length:	7.60m (24'11")
Width (mirrors folded):	2.35m (7'8")
Max Gross Weight:	4250kg

Details on layout and seating options available for this model on page: 65

FLOOR PLAN





FRONTIER DAKOTA






FRONTIER DELAWARE

AUTO  TRAIL

Going up in size, this model is 140mm longer, creating a larger front lounge. There is an L-shaped centre kitchen, while at the rear, you will find a fixed "island" bed and separate en-suite facilities.

Based on the Fiat Ducato XXLWB chassis, the standard specification includes a 130bhp Euro 5 engine and manual gearbox.
(150bhp/180bhp/Auto available as cost options).



SPECIFICATION AT A GLANCE

Length:	7.90m (25'11")
Width (mirrors folded):	2.35m (7'8")
Max Gross Weight:	4250kg

Details on layout and seating options available for this model on page: 65

FLOOR PLAN





FRONTIER DELAWARE





FRONTIER SCOUT

AUTO  TRAIL

The Scout with its spacious rear lounge is the ultimate family tourer. On a night the lounge quickly converts to a king size bed or two singles. There is a mid washroom opposite a large wardrobe and fridge/freezer.

Based on the Fiat Ducato XXLWB chassis, the standard specification includes a 130bhp Euro 5 engine and manual gearbox.
(150bhp/180bhp/Auto available as cost options).



SPECIFICATION AT A GLANCE

Length:	7.90m (25'11")
Width (mirrors folded):	2.35m (7'8")
Max Gross Weight:	4250kg

Details on layout and seating options available for this model on page: 66

FLOOR PLAN





FRONTIER SCOUT





FRONTIER COMANCHE

AUTO  TRAIL

A recent and popular addition to the Frontier range, it features a fixed "island" bed at the rear, a large forward lounge and a central kitchen with a 190-litre fridge-freezer. The central en-suite facilities are full width.

Based on the Fiat Ducato chassis, the standard specification includes a 150bhp Euro 5 engine and manual gearbox.

(180bhp/Auto available as cost option).



SPECIFICATION AT A GLANCE

Length:	8.73m (28'7")
Width (mirrors folded):	2.35m (7'8")
Max Gross Weight:	5000kg

Details on layout and seating options available for this model on page: 66

FLOOR PLAN





FRONTIER COMANCHE





FRONTIER ARAPAHO



The elegant six-wheel Arapaho offers generous living accommodation, thanks to its king size U-shaped rear lounge, clearly defined kitchen area and double dinette. A mid washroom and 190-litre fridge-freezer complete this spacious motorhome.

Based on the Fiat Ducato chassis, the standard specification includes a 150bhp Euro 5 engine and manual gearbox.

(180bhp/Auto available as cost option).



SPECIFICATION AT A GLANCE

Length:	8.73m (28'7")
Width (mirrors folded):	2.35m (7'8")
Max Gross Weight:	5000kg

Details on layout and seating options available for this model on page: 66

FLOOR PLAN





FRONTIER ARAPAHO





FRONTIER CHIEFTAIN



With a transversely-mounted rear double bed, and ample outside storage, the Chieftain features an inviting lounge, fully-fitted kitchen, and an en-suite washroom with separate shower for the ultimate in luxury living.

Based on the Fiat Ducato chassis, the standard specification includes a 150bhp Euro 5 engine and manual gearbox.

(180bhp/Auto available as cost option).



SPECIFICATION AT A GLANCE

Length:	8.73m (28'7")
Width (mirrors folded):	2.35m (7'8")
Max Gross Weight:	5000kg

Details on layout and seating options available for this model on page: 67

FLOOR PLAN





FRONTIER CHIEFTAIN






QUALITY DETAILING



Handy exterior barbecue point



Concealed and convenient storage



Full size oven and grill



Ample storage areas



15" Space saving drop down TV monitors



Slide away pleated blinds and flyscreens




Gas & electric hob

"30 years of motorhome innovation."



Spacious exterior cantilever storage areas



QUALITY DETAILING



Energy efficient 12v LED lighting



Discreet spare wheel fitted to rear back panel



Gas & electric heating systems



Stylish rear light clusters



Lifestyle pack incorporating european satellite navigation



Overcab storage areas



Illuminated entrance step



Fully fitted microwave



12 Volt digital control panel



Soft closed drawers

SEAT BELT OPTIONS

“Protect your loved ones... and your investment”

SEAT BELT GUIDELINES

Situation	Front Seat	Rear Seat	Responsibility
Driver.	Seat belt must be worn if fitted.	-	Driver.
Child under 3 years of age.	Correct child restraint must be used.	Correct child restraint must be used.	Driver.
Child from 3rd Birthday up to 135cms in height or 12th Birthday which ever they reach first.	Correct child restraint must be used.	Correct child restraint must be used where seat belts are fitted. Must use adult belt in rear seat if correct child restraint is not available.	Driver.
Child 12 or 13 years of age, or over 135cms in height.	Seat belt must be worn if fitted.	Seat belt must be worn if fitted.	Driver.
Adult passengers.	Seat belt must be worn if fitted.	Seat belt must be worn if fitted.	Passenger.

In the Beginning

Seatbelts have been fitted to the front seats of motorhomes since legislation was first introduced making their use mandatory, these must be worn when the vehicle is in motion.

The Law

The law relating to the use of seatbelts in the back of motorhomes is more complicated, but the trend is towards the introduction and use of designated forward-facing travel seats with three-point seatbelts. Optional rear-facing seats with belts also meet the latest legislation.

Further Changes

Further changes to the law look likely in the future, when travelling in the rear of motorhomes without designated travel seats may become illegal.

Our Changes

Auto-Trail has introduced a number of alternative layouts which comply with these regulations to most of its models, giving reassurance to you and your family.

Our Seat belt Logo



Look for the logo to establish whether this option is available on your preferred model.

This logo indicates that this particular model is available with an optional layout incorporating three-point inertia reel seatbelts allowing at least two extra designated travelling seats. In some cases, you may specify two belts to rear facing seating (with fully padded back and neck restraints) allowing up to six people (including the driver) to travel in comfort, safety and within the law.

Look for the label

Designated travelling seats should be clearly marked with a label indicating that they are travel seats which must be used when the motorhome is in motion.

European Directive 2005/39/EC states that it is unsafe to travel in a side facing travelling seat and therefore these are no longer offered.





SEAT BELT OPTIONS

“A choice of factory fitted layouts and seat belt variations for your comfort and safety”



OPTION
A



Half Dinette (HD)

A double forward-facing seat fitted with two three-point seat belts which easily converts into a transverse double bed by joining together the near side bench seat and the travelling seat.

Available on:

- ✓ Tracker RS (3650kg only)
- ✓ Tracker FB (3650kg only)
- ✓ Apache 632 (3650kg only)
- ✓ Mohawk
- ✓ Cherokee
- ✓ Savannah
- ✓ Dakota
- ✓ Delaware

OPTION
B



Double Dinette (DD)

A double forward-facing and rear facing seat can be fitted. The forward facing seat is fitted with two three-point seat belts. The rear facing seat can be specified with rear 2 x rear facing belts.

Available on:

- ✓ Apache 700 (standard)
- ✓ Scout (standard)
- ✓ Arapaho (standard)
- ✓ Comanche
- ✓ Chieftain

OPTION
C



Lounge Dinette (LD)

During the day this layout offers a full L-shaped lounge dinette which quickly converts into a traveling seat fitted with two three-point seat belts by removing the centre cushion.

Available on:

- ✓ Apache 700
- ✓ Scout
- ✓ Comanche
- ✓ Arapaho
- ✓ Chieftain

Please note:

- All seat belt variations are available as a cost option. Please refer to the Technical Specification pages for further information and compatibility.
- When adding seatbelt variations the vehicles payload will be reduced. For more information please visit the website: www.auto-trail.co.uk



“Before you choose your new motorhome - Think...”



Think – Choice

- ✓ **16 popular layouts**
Ranging from 6.10 metres to 8.73 metres in length.
- ✓ **Three distinct exterior profiles**
Hi-Line – providing a overcab double bed, Lo-Line – a lower exterior profile with storage areas above the cab and Super Lo-Line – sleek stylish roof line incorporating a large panoramic sunroof.
(*Super Lo-Line not available on Apache 634*).
- ✓ **Euro 5 engines**
Choose from the very latest fuel efficient, cleaner and environmentally friendly Euro 5 engines, 130bhp, 150bhp & 180bhp – manual gearbox is standard, but new for 2012 Comfortmatic 6 speed auto available on all three engines.
- ✓ **Selection of layouts**
Choose from a selection of lounge layouts for the majority of vehicles available with alternate lounge arrangements which incorporate three point seat belts.

Think – Choice

- ✓ **Factory fitted ‘lifestyle’ packs**
Compliment your new vehicle by having a factory fitted ‘lifestyle’ pack, check out the amazing optional Platinum, Media and Media Plus packs. Pack specifications includes Metallic Silver cabs, touch screen double din radio/DVD, integrated European satellite navigation system, Bluetooth connectivity, SD card reader and MP3 input, colour infra red reversing camera, fitted TV monitor and remotely control ‘Dome’ satellite TV system.
- ✓ **Soft furnishing options**
Personalise your new motorhome by choosing from 5 different optional soft furnishing colour schemes, plus the ultimate in luxury - leather covered settees and cab seats available on a selection of models.

Think – Reputation

- ✓ **Members of the Trigano Group**
Auto-Trail are members of the infamous Trigano Group of Companies, regarded by many as Europe’s leading leisure company.
- ✓ **Luxury leisure vehicles**
For over 30 years, Auto-Trail have been designing, developing and producing luxury leisure vehicles which provide the very highest levels of comfort and convenience.
- ✓ **Previously owned motorhomes**
Previously owned Auto-Trail Motorhomes are renowned for being highly desirable and regarded by many as having good resale values.
- ✓ **Award winners**
Throughout the years our motorhomes have received much praise and admiration and as a company we have regularly been winners of many top industry awards, not only recognising achievements in the designs of kitchens, washrooms, electronics etc, but Auto-Trail are also proud to have been winners of the overall ‘Motorhome of the Year’ Award.
- ✓ **ISO 9001 registered company**
- ✓ **Factory backed Insurance NCC Approved accident repair centre**



Think – Safety

- ✓ **European Standards/Directives**
All our motorhomes comply with EC Whole Vehicle Type Approval and comply to all relevant European Standards.
- ✓ **All vehicles are fitted with fire retardant upholstery fabrics**
- ✓ **All vehicles are supplied and fitted with a approved fire extinguisher**
- ✓ **All vehicles are fitted with a smoke detector**
- ✓ **Flame failure facility**
All gas appliances have isolation taps and flame failure facility (FFD) should the gas extinguish, the gas supply is automatically cut off.

Think – Special features

- ✓ **Damage resistant exterior side walls**
High gloss, damage resistant GRP exterior side walls for long lasting appearance and durability.
- ✓ **Laminated under floor vinyl protective barrier**
- ✓ **Features as standard**
Cab Air Conditioning, Cruise Control, Driver and Passenger Air Bags are all standard features with all 2012 models.
- ✓ **All the internal furniture is designed using proven construction techniques**
- ✓ **Weather shelter**
Integrated wind out awning perfect for providing shade on those sunny days, but equally ideal for sheltering should it rain.
- ✓ **Luxury facilities**
Fully equipped en-suite facilities with large luxury LED illuminated mirrors and fully enclosed shower cubicles.
- ✓ **Warranty & Guarantee**
A 10 year Body Integrity Warranty, in addition to a comprehensive 3 year guarantee.

Think – Comfort & Convenience

- ✓ **Thermal Insulation and Heating Grade 3 classification**
Enjoy using your new Motorhome during all Seasons, Spring, Summer, Autumn & Winter, all 2012 models meet the EN 1645-1 Thermal Insulation and Heating Grade 3 classification.
- ✓ **Large fresh and waste water tank capacities**
- ✓ **Hi, Lo or Super Lo-Line options**
Fully insulated with high density wall, floor and roof insulation – warm in winter, cool in summer.
- ✓ **'Heavy Domestic' removable carpets**
- ✓ **Dimmer switch controlled low energy LED mood lighting**
- ✓ **Large gas bottle storage compartments**

BODY CONSTRUCTION
INTEGRITY WARRANTY



10 YEARS

Grade 3 Insulation



NCC EN1645-1
Thermal Insulation & Heating - Grade III classification





ENHANCEMENT PACKS



“Lifestyle Packs available throughout the Auto-Trail range”

There are three Lifestyle packs available for the Tracker, Apache and Frontier ranges - Platinum, Media and Media +



PLATINUM PACK



PLATINUM PACK

- Metallic Silver Cab
- Complimentary Metallic Silver Side Skirts and Bumper

PLATINUM PACK
Only
£599

MEDIA PACK



MEDIA PACK

- European Satellite Navigation
- Built in entertainment system featuring:
 - 15" Drop down TV monitor*
 - 7" Touch screen radio/CD/DVD player
 - Bluetooth telephone connectivity
 - Status TV Aerial
 - Integral TV/radio digital receiver
 - SD Card reader, AUX/MP3 input
 - Colour, infra red reversing camera

*16" Avtex TV in rear on 634, 700, Scout and Arapaho.

MEDIA PACK
Only
£999

MEDIA PACK +



MEDIA PACK +

- Remotely Controlled Satellite TV
- European Satellite Navigation
- Built in entertainment system featuring:
 - 15" Drop down TV monitor*
 - 7" Touch screen radio/CD/DVD player
 - Bluetooth telephone connectivity
 - Integral TV/radio digital receiver
 - SD Card reader, AUX/MP3 input
 - Colour, infra red reversing camera

*16" Avtex TV in rear on 634, 700, Scout and Arapaho.

MEDIA PACK +
Only
£1799



AFTER-SALES SUPPORT

“Quality customer service”

AUTO-TRAIL ACCIDENT REPAIR CENTRE

Your Auto-Trail motorhome was built by technicians to the highest standards.

Our dedicated accident repair centre and NCC approved workshop is fully equipped to deal with any major repairs or technical issues with the interior or exterior of your vehicle.

Highly-skilled and experienced, our team of Auto-Trail technicians are ready to get your vehicle back on the road.

Remember, it is important your motorhome has a habitation service every year to ensure everything is being maintained in accordance with the manufacturers recommendations.

It also ensures your warranty remains valid.

This service inspects the vehicle's fixtures and fittings, with particular attention being paid to your gas appliances and electrical systems.

- ✓ Annual habitation service
- ✓ Major accident damage and repair work
- ✓ Fibreglass damage repairs and full panel replacements



Contact us to arrange a time for your vehicle to be attended to.
Call us on: **01472 571000**
Mon. – Thurs.: 8am – 5pm Fri.: 8am – 1pm

AUTO-TRAIL OWNERS CLUB



“Join the Auto-Trail Owners Club... and in no time at all you'll feel like part of the family”



A warm welcome to all our members old and new.

The Auto-Trail Owners' Club has been in existence since 1993 and some members have been with us from the beginning. At the end of 2009 the ATOC club had nearly 1300 members.

All Auto-Trail owners can apply for membership of the club. Whether your motorhome is brand new or a much-loved elderly model, you will be assured of a friendly welcome.

This year we are holding over 60 rallies, including the very popular Auto-Trail Factory Rally, which was attended last year by over 170 motorhomes. It is an excellent chance to pick up

accessories, see how the vans are made and enjoy the hospitality, which usually includes entertainment, a tombola and a superb hog roast.

The club also rallies at most of the shows run by Stone Leisure (MHM) and the Warners Group (MMM).

If you have never rallied with us before or, for that matter, never rallied at all, why not come along to one and see for yourself what a marvellous time we have? Our members have made many long-lasting friendships over the years.

“ For more information visit www.atoc.info ”




QUALITY DETAILING

“It’s the small details which make a big difference”




THINK – DETAILING



A

Warm as toast


All Auto-Trail motorhomes have 40mm of insulation in the sidewalls and 45mm of insulation in the roof and floor for superb thermal performance in winter and summer.(grade 3)



B

Designer fabrics


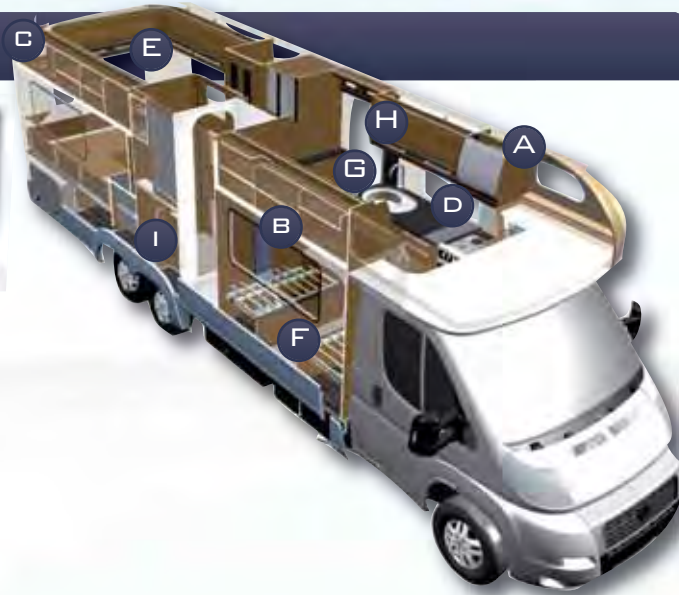
Stylish alternative fabrics can be specified including leather on certain models.



C

Spare Wheel


All Auto-Trail models come with a spare wheel conveniently housed on the rear panel.



D

Create the mood


Our energy-efficient LED lighting is also dimmable – perfect for cosy evenings in front of a classic movie.



E

Light fantastic


Energy-efficient lighting is standard throughout all ranges and can be easily used with a solar panel for increased self-sufficiency.



F

Quality materials


Carpets, curtains, upholstery and flooring are of the highest quality.



G

Culinary masterpiece


Stylish granite effect work surfaces and domestic-quality appliances make on-board dining a pure pleasure.



H

Stylish Furniture

Our cabinetry has a luxury feel and is finished to the highest standards.



I

Exterior BBQ point exterior shower point

Available in Hi-Line, Lo-Line and Super Lo-Line variants.

THE CHOICE IS YOURS

To the untrained eye, many motorhomes may look the same, but at Auto-Trail, it’s our obsessive attention to detail which makes our products stand out from those of our competitors.

Over the last 30 years, we have designed our motorhomes to stand the tests of time, and we’re proud to see so many of them still on the road, continuing to give their owners years of adventures and happy memories – some even say that the vehicles are becoming a modern day icon.

Today, our motorhomes represent the ultimate in design, versatility & user-friendliness – but it’s not something which has come about by chance. We constantly communicate with our customers to understand their needs and requirements and refine each new model to make it better than the last. It’s a continuous process of development and improvement.

You’ll find the same attention to detail hard-wired into the DNA of every Auto-Trail motorhome.

Industry leading floor and wall insulation:



Cushioned vinyl flooring

All road facing floor areas incorporate a vinyl protected surface.





FIAT DUCATO CHASSIS



“Made for motorhomes”

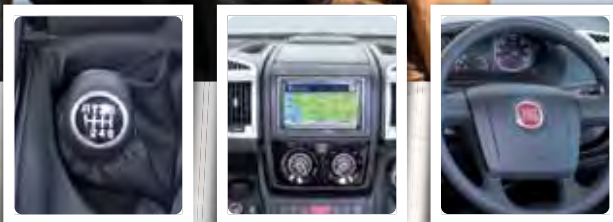


MULTIJET AT A GLANCE

The 130 Multijet has been specifically designed for exclusive use on motorhomes. As well as the standard 6-speed manual transmissions, the Multijet 160 engine is also available with Fiat's 'Comfortmatic' automatic gearbox.



DETAILS	MULTIJET 130	MULTIJET 150	MULTIJET 180
Engine Size:	2287cc	2287cc	2999cc
Max Power Output:	130 bhp @ 3600rpm	148 bhp @ 3600rpm	177 bhp @ 3500rpm
Peak Torque:	320 Nm @ 1800rpm	350 Nm @ 1500rpm	400 Nm @ 1400rpm
Gearbox:	6-speed	6-speed	6-speed
Euro 5:	Compliant	Compliant	Compliant
'Comfortmatic' Gearbox:	Cost Option (see price list for details)	Cost Option (see price list for details)	Cost Option (see price list for details)




Fiat Ducato Chassis

The chassis was specially developed to meet the exacting needs of motorhome manufacturers with a number of special features engineered in following extensive consultations with Europe's biggest converters.

The result of this collaboration is a dedicated 'Camper' chassis which has a wider track and lower ground clearance with additional stiffness and a special suspension set-up.

On the road, that translates into reassuringly sure-footed handling, a refined ride, and an extremely car-like driving experience.




Fitted with Fiat type-approved pivoting seat bases.



A choice of three clean, smooth and frugal multijet engines: 130, 148 and 177 bhp.



Wider track and lower ground clearance improves ride, handling and stability.



Variable geometry turbocharger, available on 150 Multijet and 180 Multijet Power engines.



BODYSTYLE PROFILES



“Choose the best bodystyle to suit your needs - at no extra cost.”

Our aim is to offer a full range of luxury motorhomes, which perfectly cater for everyone's needs, requirements and lifestyles. For 2012, the Tracker, Apache and Frontier models can be ordered in one of three distinctive bodystyles – Hi-Line, Lo-Line or Super Lo-Line – the choice is yours. Which of these three variants will best suit your lifestyle? Choose from our award-winning designs.



Super Lo-Line

The Super Lo-Line is an outstanding example of modern motorhome design with sleek exterior styling which provides an aerodynamic shape and incorporates a large panoramic automotive-style sunroof. Inside, the living area obtains maximum benefit from the extra natural light.
NB. Not available on Apache 634.



Lo-Line

Ideal for customers who prefer additional storage facilities, in lieu of an overcab sleeping area. Externally, it would first appear that the Lo-Line variant adopts the same classic Auto-Trail styling, on closer inspection, you will see that the dome area is slightly shallower, enhancing the sleek, smooth aerodynamic contours. Inside the motorhome, the overcab area benefits from a series of fitted storage cupboards.



Hi-Line


The Hi-Line variant features a distinctive front dome area, which has become a trademark of Auto-Trail. Once inside, you will see the overcab area has been designed to accommodate a large double bed every area of space has been fully utilised to provide a large and comfortable sleeping area. During the day, this sleeping area can be left undisturbed, or the large double bed can quickly slide away, enabling you to take full advantage of all the space.





SOFT FURNISHINGS

Thornbury, Axminster and Faringdon are the standard upholstery schemes for 2012.
As a cost option any of the schemes below can be chosen for any model.



TRACKER - Standard scheme

Thornbury Upholstery Range.



APACHE - Standard scheme

Axminster Upholstery Range.



FRONTIER - Standard scheme


Faringdon Upholstery Range.

Our interiors have been transformed with many new designs, all complemented with new ranges of luxury soft furnishings.



LAYTON LEATHER

Layton Upholstery Range.
Twin settee lounges and cab seat areas of fixed bed models only.



TIVERTON

Tiverton Upholstery Range.



FINSBURY

Finsbury Upholstery Range.

ALL MODELS

Fitted with bound edge loose laid carpets and
hardwearing vinyl cushioned flooring.





MOTORHOME WEIGHTS EXPLAINED



“Helping you understand how weights are calculated...”

It is particularly important that all motorhome customers understand how weights are calculated and how certain weight allowances can change, whilst other weights are fixed.

A. Maximum Authorised Weight

The Maximum Authorised Weight (MAW) is exactly what it says, this weight is fixed and is a total weight of the vehicle when fully loaded, it is a weight which should not be exceeded. The vehicle is designed to operate perfectly safely at the MAW, however exceeding this weight may lead to prosecution and your insurance cover being void.

B. Mass in Running Order

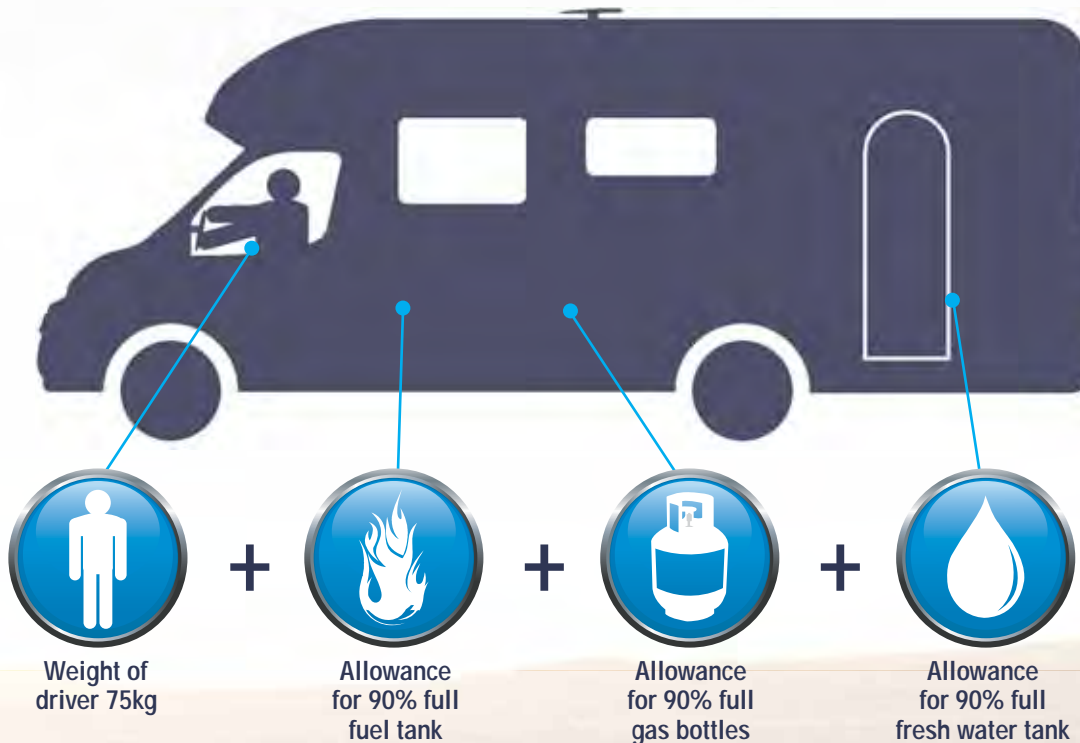
The mass in running order (MRO) is the unladen weight of a standard vehicle, but this advertised weight includes 75kg for a driver and the weight for the diesel assuming the tank is 90% full and also the weight of the fresh water in the fresh water tank assuming it is 90% full, it also includes a weight for two gas bottles and the weight of the gas should it be 90% full.

The difference between A and B...

The difference between A and B is the weight available to you, for the carrying of passengers, personal belongings and the fitting off any optional extras.

Only by consciously reducing the amount of water, fuel and gas carried, can you reduce the MRO and therefore have more load allowance available to carry extra personal belongings or choose to have additional optional equipment fitted.

(The weight guide of liquids – 1 litre of liquid = 1 kg)



Mass in running order (MRO)

Your MRO can be reduced if you choose to drive with reduced volumes of diesel, fresh water or gas. 1 litre of fluid = 1kg

Advice - To double check that you do not accidentally exceed the MAW, why not visit a public weighbridge.





SPECIFICATION AND UPGRADES



Designed with you in mind

Our Technical Specification has been carefully designed to assist you the customer to compare features and benefits of the 'next generation' of Auto-Trail motorhomes. The following pages contain everything that a modern day motorhome purchaser requires to make an informed decision when buying.

Apache 632, Mohawk and Chieftain Storage Area Dimensions

Apache 632 Storage Area Size

Length: 2170mm, Width: 950mm, Height: 870mm,
Door aperture Width: 750mm Height: 600mm

Mohawk Storage Area Size

Length: 2170mm, Width: 1400mm, Height: 939mm,
Door aperture Width: 745mm Height: 850mm

Chieftain Storage Area Size

Length: 2170mm, Width: 1400mm, Height: 939mm,
Door aperture Width: 745mm Height: 850mm

Maximum Available Weights in Storage Area

Apache 632: 100kg, Mohawk: 150kg, Chieftain: 250kg.

Cost option: Raised rear bed with 2 x large G doors, 1 nearside, 1 offside.
(Please refer to options list at www.auto-trail.co.uk/index.php/downloads)

Note on Measurements and Lengths:

All dimensions and masses are calculated to the Masses and Directive 91/22 EEC

Note on Mass in Running Order: The mass in running order is the mass of the unladen vehicle with a 75kg allowance for a driver, 90% of the fuel and fresh water capacity and gas cylinders. **OPTIONS:** Some options may be limited depending on the engine selected. For more information use the Auto-Trail on-line weight calculator, visit www.auto-trail.co.uk click on your desired motorhome and click on weight calculator.



SPECIFICATION AND UPGRADES

	TRACKER			APACHE			FRONTIER									
	RS	EKS	FB	632	634	700	NAVAJO	CHEROKEE	MOHAWK	SAVANNAH	DAKOTA	DELAWARE	SCOUT	COMANCHE	ARAPAHO	CHIEFTAIN
CHASSIS/ENGINE																
Fiat Ducato - 130 bhp	✓	✓	✓	✓	✓	✓	✓	✓	✓	✓	✓	✓	✓	✓	✓	✓
Fiat Ducato - 150 bhp	£	£	£	£	£	£	£	£	£	£	£	£	£	£	£	£
ENGINE CHOICES																
180 bhp manual engine upgrade	£	£	£	£	£	£	£	£	£	£	£	£	£	£	£	£
130 bhp Comfortmatic 6 speed Auto-matic gearbox	£	£	£	£	£	£	£	£	£	£	£	£	£	£	£	£
150 bhp Comfortmatic 6 speed Auto-matic gearbox	£	£	£	£	£	£	£	£	£	£	£	£	£	£	£	£
180 bhp Comfortmatic 6 speed Auto-matic gearbox	£	£	£	£	£	£	£	£	£	£	£	£	£	£	£	£
DIMENSIONS/CAPACITY																
Super Lo-Line Height	3.03m	3.03m	3.03m	3.03m	✗	3.03m	3.03m	3.03m	3.03m	3.03m	3.03m	3.03m	3.03m	3.03m	3.03m	3.03m
Lo-Line Height	3.03m	3.03m	3.03m	3.03m	3.03m	3.03m	3.03m	3.03m	3.03m	3.03m	3.03m	3.03m	3.03m	3.03m	3.03m	3.03m
Hi-Line Height	3.07m	3.07m	3.07m	3.07m	3.07m	3.07m	3.07m	3.07m	3.07m	3.07m	3.07m	3.07m	3.07m	3.07m	3.07m	3.07m
Width (Mirrors folded)	2.35m	2.35m	2.35m	2.35m	2.35m	2.35m	2.35m	2.35m	2.35m	2.35m	2.35m	2.35m	2.35m	2.35m	2.35m	2.35m
Hi-Line over cab bed dimensions (m)	1.15 x 1.92	1.15 x 1.92	1.15 x 1.92	1.15 x 1.92	1.15 x 1.92	1.15 x 1.92	1.23 x 1.92	1.23 x 1.92	1.23 x 1.92	1.23 x 1.92	1.23 x 1.92	1.23 x 1.92	1.23 x 1.92	1.23 x 1.92	1.23 x 1.92	1.23 x 1.92
Fresh Water Capacity - Litres	100	100	100	100	100	100	100	136	136	136	136	136	136	136	136	136
Waste Water Capacity - Litres	85	85	85	85	85	85	85	85	85	85	85	85	85	85	85	85
Leisure Battery (Total amps)	110	110	110	110	110	110	110	110	110	110	110	110	110	110	110	110
Recessed Awning Size	2.6	3.0	3.5	3.5	3.5	4.0	3.5	4.0	4.0	4.0	4.0	4.0	4.5	4.5	4.5	4.5
Gas Bottle Storage (Calor propane capacity)	1x7 & 1x13	1x7 & 1x13	1x7 & 1x13	1x7 & 1x13	1x7 & 1x13	1x7 & 1x13	2x13	2x13	2x13	2x13	2x13	2x13	2x13	2x13	2x13	2x13

Important:

When using your vehicle or adding extra equipment, it is important that individual axle loading weights or the Maximum Authorised Weight is not exceeded. This would not only automatically invalidate any warranties, but it could also affect your safety and the handling of the vehicle. An overloaded vehicle could lead to prosecution. If you are unclear or need any further guidance as to any of the technical aspects in the operation and driving of your new Auto-Trail motorhome, please consult your supplying dealer prior to driving your vehicle on the public highway.

EXTERNAL FEATURES

EXTERNAL FEATURES

ICON KEY

- ✓ = Included As Standard
- £ = Optional At An Extra Cost
- ✓option = Optional At No Extra Cost
- * = Not Available

	TRACKER						APACHE				FRONTIER					
	RS	EKS	FB	632	634	700	NAVAJO	CHEROKEE	MOHAWK	SAVANNAH	DAKOTA	DELAWARE	SCOUT	COMANCHE	ARAPAHO	CHIEFTAIN
INSULATION & STRENGTH																
Full Vinyl Underfloor protection	✓	✓	✓	✓	✓	✓	✓	✓	✓	✓	✓	✓	✓	✓	✓	✓
Laminated Wall Construction (Full Thickness = 40mm)	✓	✓	✓	✓	✓	✓	✓	✓	✓	✓	✓	✓	✓	✓	✓	✓
Laminated Floor Construction (Full Thickness = 45mm)	✓	✓	✓	✓	✓	✓	✓	✓	✓	✓	✓	✓	✓	✓	✓	✓
Part Laminated Roof Construction (Full Thickness = 40mm)	✓	✓	✓	✓	✓	✓	✓	✓	✓	✓	✓	✓	✓	✓	✓	✓
EXTERIOR STYLE & FEATURES																
Platinum Pack - See page 49 for more information	£	£	£	£	£	£	£	£	£	£	£	£	£	£	£	£
Media Pack - See page 49 for more information	£	£	£	£	£	£	£	£	£	£	£	£	£	£	£	£
Media Pack 'Plus' with Satellite TV - See page 49 for more information	£	£	£	£	£	£	£	£	£	£	£	£	£	£	£	£
Telescopic Digital, multi directional TV aerial with booster pack	✓	✓	✓	✓	✓	✓	✓	✓	✓	✓	✓	✓	✓	✓	✓	✓
GRP High Gloss Roof Panel	✓	✓	✓	✓	✓	✓	✓	✓	✓	✓	✓	✓	✓	✓	✓	✓
GRP High Gloss Rear Panel with Rear Spare Wheel Housing	✓	✓	✓	✓	✓	✓	✓	✓	✓	✓	✓	✓	✓	✓	✓	✓
GRP High Gloss Scratch/Damage Resistant Side Walls	✓	✓	✓	✓	✓	✓	✓	✓	✓	✓	✓	✓	✓	✓	✓	✓
Distinctive 'Auto-Trail' Exterior Graphics	✓	✓	✓	✓	✓	✓	✓	✓	✓	✓	✓	✓	✓	✓	✓	✓
Acrylic Capped ABS Side Skirts	✓	✓	✓	✓	✓	✓	✓	✓	✓	✓	✓	✓	✓	✓	✓	✓
Keyless Gas Bottle Locker with Internal Release lever	*	*	*	*	*	*	✓	✓	✓	✓	✓	✓	✓	✓	✓	✓
Colour Coded Front Bumper	✓	✓	✓	✓	✓	✓	✓	✓	✓	✓	✓	✓	✓	✓	✓	✓
Colour Coded Rear Ladder	£	£	£	£	£	£	£	£	£	£	£	£	£	£	£	£
Colour Coded Roof Rack (N/A if Media Pack plus is chosen)	£	£	£	£	£	£	£	£	£	£	£	£	£	£	£	£
EXTERNAL LIGHTING AND SAFETY																
Awning Light - 'LED'	✓	✓	✓	✓	✓	✓	✓	✓	✓	✓	✓	✓	✓	✓	✓	✓
Front Marker Lights	✓	✓	✓	✓	✓	✓	✓	✓	✓	✓	✓	✓	✓	✓	✓	✓
Rear Marker Lights	✓	✓	✓	✓	✓	✓	✓	✓	✓	✓	✓	✓	✓	✓	✓	✓
Side Running Lights	✓	✓	✓	✓	✓	✓	✓	✓	✓	✓	✓	✓	✓	✓	✓	✓
3rd Brake Light	✓	✓	✓	✓	✓	✓	✓	✓	✓	✓	✓	✓	✓	✓	✓	✓
Day Time Running Lights	✓	✓	✓	✓	✓	✓	✓	✓	✓	✓	✓	✓	✓	✓	✓	✓
12/230 VOLT POWER																
Leisure Battery - 1 Supplied - 110 amp	✓	✓	✓	✓	✓	✓	✓	✓	✓	✓	✓	✓	✓	✓	✓	✓
85 Watt Solar Panel	£	£	£	£	£	£	✓	✓	✓	✓	✓	✓	✓	✓	✓	✓
Exterior 230 Volt Socket (situated under rear bed/storage areas)	✓	✓	✓	✓	✓	✓	✓	✓	✓	✓	✓	✓	✓	✓	✓	✓
STORAGE AND ACCESS																
Exterior Storage/Access Locker	✓	✓	✓	✓	✓	✓	✓	✓	✓	✓	✓	✓	✓	✓	✓	✓
Cantilever Side Underfloor Storage Lockers	*	✓	*	*	*	*	✓	✓	✓	✓	✓	✓	✓	✓	✓	✓
VISIBILITY AND VENTILATION																
Polyvision Double Glazed Windows with Pleated Flyscreen and Blinds	✓	✓	✓	✓	✓	✓	✓	✓	✓	✓	✓	✓	✓	✓	✓	✓
Wind up Panoramic Roof Light	✓	✓	✓	✓	✓	✓	✓	✓	✓	✓	✓	✓	✓	✓	✓	✓
Electrical & Gas 12 Volt Roof Fan/Ventilator	✓	✓	✓	✓	✓	✓	✓	✓	✓	✓	✓	✓	✓	✓	✓	✓
AUTO-TRAIL SPECIAL FEATURES																
Remote Central Locking to Entrance Door	✓	✓	✓	✓	✓	✓	✓	✓	✓	✓	✓	✓	✓	✓	✓	✓
Electrically Operated Step	✓	✓	✓	✓	✓	✓	✓	✓	✓	✓	✓	✓	✓	✓	✓	✓
Exterior Hot and Cold Shower Unit	✓	✓	✓	✓	✓	✓	✓	✓	✓	✓	✓	✓	✓	✓	✓	✓
External Gas BBQ Point	✓	✓	✓	✓	✓	✓	✓	✓	✓	✓	✓	✓	✓	✓	✓	✓
Hi-Security Entrance Door with Blind and Waste Bin and Fly Screen	✓	✓	✓	✓	✓	✓	✓	✓	✓	✓	✓	✓	✓	✓	✓	✓
Integral Moulded Entrance Step with Removable Mat	✓	✓	✓	✓	✓	✓	✓	✓	✓	✓	✓	✓	✓	✓	✓	✓
Rear Mud Flaps	✓	✓	✓	✓	✓	✓	✓	✓	✓	✓	✓	✓	✓	✓	✓	✓
Rear Corner Steadies	£	£	£	£	£	£	£	£	£	£	£	£	£	£	£	£



INTERNAL FEATURES



INTERNAL FEATURES

ICON KEY

- ✓ = Included As Standard
- £ = Optional At An Extra Cost
- ✓option = Option
- * = Optional At No Extra Cost
- * = Not Available

	TRACKER					APACHE					FRONTIER					
	RS	EKS	FB	632	634	700	NAVAJO	CHEROKEE	MOHAWK	SAVANNAH	DAKOTA	DELAWARE	SCOUT	COMANCHE	ARAPAHO	CHIEFTAIN
BODY STYLE OPTIONS																
Super Lo-Line with Panoramic Opening Roof Light	✓option	✓option	✓option	✓option	*	✓option	✓option	✓option	✓option	✓option	✓option	✓option	✓option	✓option	✓option	✓option
Lo-Line with Overcab Storage Area	✓option	✓option	✓option	✓option	✓option	✓option	✓option	✓option	✓option	✓option	✓option	✓option	✓option	✓option	✓option	✓option
Hi-Line with Overcab Sleeping	✓option	✓option	✓option	✓option	✓option	✓option	✓option	✓option	✓option	✓option	✓option	✓option	✓option	✓option	✓option	✓option
DOMESTIC SOFT FURNISHINGS																
Thornbury' Luxury Upholstery with Dress Curtains and Co-Ordinating Pelmets	✓	✓	✓	£	£	£	£	£	£	£	£	£	£	£	£	£
Axminster' Luxury Upholstery with Dress Curtains and Co-Ordinating Pelmets	£	£	£	✓	✓	✓	£	£	£	£	£	£	£	£	£	£
Faringdon' Luxury Upholstery with Full Curtains (Frontier only), Voils and Co-Ordinating Pelmets	£	£	£	£	£	£	✓	✓	✓	✓	✓	✓	✓	✓	✓	✓
Layton' Luxury Leather Upholstery with Full Curtains (Frontier only), Voils and Co-Ordinating Pelmets (fixed rear beds only)	*	*	£	£	*	*	*	£	£	£	£	£	*	£	*	£
Scatter Cushions (2 or 4)	2	2	2	2	2	2	4	2	2	2	2	2	4	4	4	4
Ventilation Boards	✓	✓	✓	✓	✓	✓	✓	✓	✓	✓	✓	✓	✓	✓	✓	✓
Cushioned Vinyl Floor with Removable Bound Edged Carpets	✓	✓	✓	✓	✓	✓	✓	✓	✓	✓	✓	✓	✓	✓	✓	✓
KITCHEN FEATURES																
Cutlery Storage	✓	✓	✓	✓	✓	✓	✓	✓	✓	✓	✓	✓	✓	✓	✓	✓
Extra Deep Soft Close Drawers	*	*	*	*	*	*	✓	✓	✓	✓	✓	✓	✓	✓	✓	✓
Domestic Style Single Lever Mixer Taps	✓	✓	✓	✓	✓	✓	✓	✓	✓	✓	✓	✓	✓	✓	✓	✓
Domestic Style Extra Thick Worktops	✓	✓	✓	✓	✓	✓	✓	✓	✓	✓	✓	✓	✓	✓	✓	✓
Inset Sink/Drainer with Flush Fitting Cover	✓	✓	✓	✓	✓	✓	✓	✓	✓	✓	✓	✓	✓	✓	✓	✓
Waste Bin in Lower Part of Entrance Door	✓	✓	✓	✓	✓	✓	✓	✓	✓	✓	✓	✓	✓	✓	✓	✓
Under Worktop LED Lighting	*	*	*	*	*	*	✓	✓	✓	✓	✓	✓	✓	✓	✓	✓
WASHROOM FEATURES																
Domestic Style Bathroom Taps and Shower Head/Controls	✓	✓	✓	✓	✓	✓	✓	✓	✓	✓	✓	✓	✓	✓	✓	✓
Domestic Style Washroom Doors	✓	✓	✓	✓	✓	✓	✓	✓	✓	✓	✓	✓	✓	✓	✓	✓
Fully Enclosed 'Seamless' Shower Cubicle	✓	✓	✓	✓	✓	✓	✓	✓	✓	✓	✓	✓	✓	✓	✓	✓
Variable Shower Control and Riser Rail	✓	✓	✓	✓	✓	✓	✓	✓	✓	✓	✓	✓	✓	✓	✓	✓
Vanity Storage Cabinet	✓	✓	✓	✓	✓	✓	✓	✓	✓	✓	✓	✓	✓	✓	✓	✓
Blown Air Heating Outlets to Washroom area	✓	✓	✓	✓	✓	✓	✓	✓	✓	✓	✓	✓	✓	✓	✓	✓
Large Mirror with backlit LED lighting	✓	✓	✓	✓	✓	✓	✓	✓	✓	✓	✓	✓	✓	✓	✓	✓
12 Volt Electric Flush Toilet with Removable Cassette on Wheels	✓	✓	✓	✓	✓	✓	✓	✓	✓	✓	✓	✓	✓	✓	✓	✓
LIVING ROOM FEATURES																
Access to Bed Boxes by Lifting the Base Cushions via Gas Struts	✓	✓	✓	✓	✓	✓	✓	✓	✓	✓	✓	✓	✓	✓	✓	✓
Aosta Cherry Solid Plywood Interior Furniture	✓	✓	✓	✓	✓	✓	✓	✓	✓	✓	✓	✓	✓	✓	✓	✓
Graphite Grey Upper Locker Doors	✓	✓	✓	✓	✓	✓	✓	✓	✓	✓	✓	✓	✓	✓	✓	✓
Pleated Fly Screen to all Opening Windows	✓	✓	✓	✓	✓	✓	✓	✓	✓	✓	✓	✓	✓	✓	✓	✓
Circular Table and Boom Arm	£	£	✓	✓	*	*	£	✓	✓	✓	✓	✓	*	£	*	£
Cocktail Cabinet	✓	✓	✓	✓	✓	✓	✓	✓	✓	✓	✓	✓	✓	✓	✓	✓
Cushioned Close Overhead Lockers and Doors	✓	✓	✓	✓	✓	✓	✓	✓	✓	✓	✓	✓	✓	✓	✓	✓
Free Standing Table	✓	✓	✓	✓	✓	*	✓	✓	✓	✓	✓	✓	✓	✓	✓	✓
Dinette Table attached to Offside Wall	*	*	*	*	*	✓	*	*	*	*	*	*	*	*	*	*
Pleated Blinds to Cab Windows	✓	✓	✓	✓	✓	✓	✓	✓	✓	✓	✓	✓	✓	✓	✓	✓
Metal 'Roller Ball' Draw Runners	✓	✓	✓	✓	✓	✓	✓	✓	✓	✓	✓	✓	✓	✓	✓	✓
Swivel Drivers Seat	✓	✓	✓	✓	✓	✓	✓	✓	✓	✓	✓	✓	✓	✓	✓	✓
Swivel Passenger Seat	✓	✓	✓	✓	✓	✓	✓	✓	✓	✓	✓	✓	✓	✓	✓	✓
Auto-Trail Umbrella	✓	✓	✓	✓	✓	✓	✓	✓	✓	✓	✓	✓	✓	✓	✓	✓

INTERNAL FEATURES

INTERNAL FEATURES

ICON KEY

- ✓ = Included As Standard
- £ = Optional At An Extra Cost
- ✓option = Optional At No Extra Cost
- * = Not Available

	TRACKER					APACHE			FRONTIER							
	RS	EKS	FB	632	634	700	NAVAJO	CHEROKEE	MOHAWK	SAVANNAH	DAKOTA	DELAWARE	SCOUT	COMANCHE	ARAPAHO	CHIEFTAIN
SAFETY FEATURES																
ECWVTA + Compliance to all Relevant European Standards	✓	✓	✓	✓	✓	✓	✓	✓	✓	✓	✓	✓	✓	✓	✓	✓
Entrance Door Grab Handle	✓	✓	✓	✓	✓	✓	✓	✓	✓	✓	✓	✓	✓	✓	✓	✓
Flame Failure Shut Off Valves to all Gas Appliances	✓	✓	✓	✓	✓	✓	✓	✓	✓	✓	✓	✓	✓	✓	✓	✓
Isolation Taps to all Gas Appliances	✓	✓	✓	✓	✓	✓	✓	✓	✓	✓	✓	✓	✓	✓	✓	✓
National Caravan Council Approved	✓	✓	✓	✓	✓	✓	✓	✓	✓	✓	✓	✓	✓	✓	✓	✓
Optional Lounge Layouts Incorporating Seatbelts - See Vehicle Layouts	£	*	£	£	*	✓option	*	£	£	£	£	£	✓option	£	✓option	£
3 Point Rear Facing Belts, with high back rest and head rests. (Fitted to a Double Dinette - Option C)	*	*	*	*	*	£	*	*	*	*	*	£	£	£	£	£
Smoke Alarm	✓	✓	✓	✓	✓	✓	✓	✓	✓	✓	✓	✓	✓	✓	✓	✓
Fire Extinguisher	✓	✓	✓	✓	✓	✓	✓	✓	✓	✓	✓	✓	✓	✓	✓	✓
WATER FEATURES																
Fresh/Waste Water Tank Guage (Digital Display)	✓	✓	✓	✓	✓	✓	*	*	*	*	*	*	*	*	*	*
Fresh/Waste Water Tank Guage (Colour Screen Display)	*	*	*	*	*	*	✓	✓	✓	✓	✓	✓	✓	✓	✓	✓
Pressurised Water System	✓	✓	✓	✓	✓	✓	✓	✓	✓	✓	✓	✓	✓	✓	✓	✓
ELECTRICAL AND GAS FEATURES																
12 Volt Electric Flush Toilet	✓	✓	✓	✓	✓	✓	✓	✓	✓	✓	✓	✓	✓	✓	✓	✓
12 Volt Rechargeable Vacuum Cleaner	£	£	£	£	£	£	✓	✓	✓	✓	✓	✓	✓	✓	✓	✓
12 Volt 3 speed Roof Fan/Ventilator	✓	✓	✓	✓	✓	✓	✓	✓	✓	✓	✓	✓	✓	✓	✓	✓
12 Volt Under Locker 'LED' Dimmable Lighting	✓	✓	✓	✓	✓	✓	✓	✓	✓	✓	✓	✓	✓	✓	✓	✓
Ambient Concealed 'LED' Over Locker Lighting	✓	✓	✓	✓	✓	✓	✓	✓	✓	✓	✓	✓	✓	✓	✓	✓
Under Locker 12 Volt 'LED' Reading Lights	✓	✓	✓	✓	✓	✓	✓	✓	✓	✓	✓	✓	✓	✓	✓	✓
12 Volt Courtesy Wardrobe Light	✓	✓	✓	✓	✓	✓	✓	✓	✓	✓	✓	✓	✓	✓	✓	✓
190 Litre Fridge Freezer	*	*	✓	*	*	*	*	✓	*	✓	✓	✓	✓	✓	✓	✓
96 Litre Fridge with Removable Freezer Compartment	✓	✓	*	✓	✓	✓	✓	*	✓	*	*	*	*	*	*	*
230 Volt Socket (s)	✓	✓	✓	✓	✓	✓	✓	✓	✓	✓	✓	✓	✓	✓	✓	✓
Coaxial TV Aerial, 12 Volt and 230 Volt Socket	✓	✓	✓	✓	✓	✓	✓	✓	✓	✓	✓	✓	✓	✓	✓	✓
Battery Charge/Discharge Digital Readout (Amps)	✓	✓	✓	✓	✓	✓	✓	✓	✓	✓	✓	✓	✓	✓	✓	✓
Digital Clock with Alarm Facilities	✓	✓	✓	✓	✓	✓	✓	✓	✓	✓	✓	✓	✓	✓	✓	✓
Digital Inside Temperature Guide	✓	✓	✓	✓	✓	✓	✓	✓	✓	✓	✓	✓	✓	✓	✓	✓
Digital Outside Temperature Guide	✓	✓	✓	✓	✓	✓	✓	✓	✓	✓	✓	✓	✓	✓	✓	✓
Engine Battery Condition Indicator	✓	✓	✓	✓	✓	✓	✓	✓	✓	✓	✓	✓	✓	✓	✓	✓
Event Timer Facility	✓	✓	✓	✓	✓	✓	✓	✓	✓	✓	✓	✓	✓	✓	✓	✓
Flush Fitting 4 Ring Hob (3 x Gas, 1 x 700 Watt Electric), Full Cooker and Pan Store	✓	✓	✓	✓	✓	✓	✓	✓	✓	✓	✓	✓	✓	✓	✓	✓
Variable Rate Transformer/Charger	✓	✓	✓	✓	✓	✓	✓	✓	✓	✓	✓	✓	✓	✓	✓	✓
Illuminated Entrance Door Area	✓	✓	✓	✓	✓	✓	✓	✓	✓	✓	✓	✓	✓	✓	✓	✓
Leisure Battery Condition Indicator (Volts)	✓	✓	✓	✓	✓	✓	✓	✓	✓	✓	✓	✓	✓	✓	✓	✓
RCD Unit	✓	✓	✓	✓	✓	✓	✓	✓	✓	✓	✓	✓	✓	✓	✓	✓
Rear Speakers	✓	✓	✓	✓	✓	✓	✓	✓	✓	✓	✓	✓	✓	✓	✓	✓
Fully Fitted 700 Watt Microwave	*	*	*	*	*	*	✓	✓	✓	✓	✓	✓	✓	✓	✓	✓
Truma 3kw Gas and /or 2kw - 230 Volt Heating with 12 Volt Blown Air	✓	✓	*	*	✓	✓	✓	*	✓	*	*	*	✓	*	✓	✓
Truma Gas/Electric Water Heater	✓	✓	*	*	✓	✓	✓	*	✓	*	*	*	✓	*	✓	✓
Truma Combi, 4kw Gas/230 Volt Heater (6kw on Twin Axle models), 12 Volt Blown Air & Gas/230 Volt Boiler	*	*	✓	✓	*	*	*	✓	*	✓	✓	✓	*	✓	*	*



CHASSIS SPECIFICATION



* If the maximum authorised vehicle weight is not fully utilised, then the towable weight can be increased accordingly. The gross train figure however must not be exceeded.

CHASSIS SPECIFICATION

ICON KEY

✓ = Included As Standard ✓option = Optional At No Extra Cost
£ = Optional At An Extra Cost * = Not Available

	TRACKER			APACHE		
	RS	EKS	FB	632	634	700
ENGINE/CHASSIS SPECIFICATION						
Fiat Ducato Chassis Type	Light Multijet	Light Multijet	Light Multijet	Light Multijet	Light Multijet	Heavy Multijet
Engine Type	320 Nm@1800rpm	320 Nm@1800rpm	320 Nm@1800rpm	320 Nm@1800rpm	320 Nm@1800rpm	320 Nm@1800rpm
Max. Torque (Nm)	✓	✓	✓	✓	✓	✓
Engine Output (130bhp) Euro 5 high torque, fuel efficient system.	£	£	£	£	£	£
Engine Output (150bhp) Euro 5 high torque, fuel efficient system.	£	£	£	£	£	£
Engine Output (180bhp) Euro 5 high torque, fuel efficient system.	£	£	£	£	£	£
Drive	Front	Front	Front	Front	Front	Front
Number of Cylinders	4	4	4	4	4	4
Common Rail Direct Injection Diesel	✓	✓	✓	✓	✓	✓
Gearbox (Number of Forward/Reverse Gears)	6.1	6.1	6.1	6.1	6.1	6.1
Intercooler	✓	✓	✓	✓	✓	✓
Comfortmatic Gearbox	£	£	£	£	£	£
Left Hand Drive Cab (Lead times will apply)	✓option	✓option	✓option	✓option	✓option	✓option
MEASUREMENTS						
Fuel Tank Capacity (Ltr)	90 Ltr	90 Ltr	90 Ltr	90 Ltr	90 Ltr	90 Ltr
Max. Front Axle Loading (kgs)	1850 kgs	1850 kgs	1850 kgs	1850 kgs	1850 kgs	2100 kgs
Max. Rear Axle Loading (kgs)	2000 kgs	2000 kgs	2000 kgs	2000 kgs	2000 kgs	2400 kgs
Max. Gross Weight (kgs)	3650 kgs	3500 kgs	3650 kgs	3650 kgs	3650 kgs	4250 kgs
Max. Gross Train Weight (kgs)	4990 kgs	4840 kgs	4770 kgs	4770 kgs	4770 kgs	5300 kgs
Max. Towing Weight (kgs)	1340 kgs	1340 kgs	1120 kgs	1120 kgs	1120 kgs	1050 kgs
Overall Length (mm)	6.10 m	6.34 m	7.09 m	6.95 m	7.09 m	7.46 m
Wheel Base (mm)	3800 mm	3450 mm	3800 mm	3800 mm	3800 mm	4035 mm
SAFETY						
ABS Braking	✓	✓	✓	✓	✓	✓
Brakes (Front and Rear)	Disc	Disc	Disc	Disc	Disc	Disc
Central Locking	✓	✓	✓	✓	✓	✓
Fitted Engine Immobiliser	✓	✓	✓	✓	✓	✓
Integral Spare Wheel (Steel type) and Moulded Cover	✓	✓	✓	✓	✓	✓
EXTERIOR FEATURES						
Adjustable, Electrically Operated Exterior Mirrors	✓	✓	✓	✓	✓	✓
Alloy Wheels (Excluding Spare)	*	*	*	*	*	*
Electrically Operated Windows	✓	✓	✓	✓	✓	✓
Extended Exterior Mirrors	✓	✓	✓	✓	✓	✓
Heated Exterior Mirrors	✓	✓	✓	✓	✓	✓
Tyres	215/70 R15 CP	215/70 R15 CP	215/70 R15 CP	215/70 R15 CP	215/70 R15 CP	225/75 R16 CP
INTERIOR FEATURES						
Cab Air Conditioning	✓	✓	✓	✓	✓	✓
Cruise Control	✓	✓	✓	✓	✓	✓
Multi Function Trip Computer	✓	✓	✓	✓	✓	✓
Digital Clock	✓	✓	✓	✓	✓	✓
Fully Height Adjustable Drivers and Passenger Seats (with two folding fully adjustable unupholstered armrests)	✓	✓	✓	✓	✓	✓
Fully Upholstered Seats with Map Pockets (with two folding fully adjustable unupholstered armrests)	✓	✓	✓	✓	✓	✓
Removable Bound Edged Cab Carpet	✓	✓	✓	✓	✓	✓
Stereo Radio/CD Player (Std with Media pack, see page 48)	£	£	£	£	£	£
Storage Pockets in both Cab Doors	✓	✓	✓	✓	✓	✓



CHASSIS SPECIFICATION

FRONTIER

NAVAJO

CHEROKEE

MOHAWK

SAVANNAH

DAKOTA

DELAWARE

SCOUT

COMANCHE

ARAPAHO

CHIEFTAIN

NAVAJO	CHEROKEE	MOHAWK	SAVANNAH	DAKOTA	DELAWARE	SCOUT	COMANCHE	ARAPAHO	CHIEFTAIN
Light Multijet	Heavy Multijet	Heavy Multijet	Heavy Multijet	Heavy Multijet	Heavy Multijet	Heavy Multijet	Heavy Multijet	Heavy Multijet	Heavy Multijet
320 Nm@1800rpm	320 Nm@1800rpm	320 Nm@1800rpm	320 Nm@1800rpm	320 Nm@1800rpm	320 Nm@1800rpm	320 Nm@1800rpm	350 Nm@1500rpm	350 Nm@1500rpm	350 Nm@1500rpm
✓	✓	✓	✓	✓	✓	✓	✗	✗	✗
£	£	£	£	£	£	£	✓	✓	✓
£	£	£	£	£	£	£	£	£	£
Front	Front	Front	Front	Front	Front	Front	Front	Front	Front
4	4	4	4	4	4	4	4	4	4
✓	✓	✓	✓	✓	✓	✓	✓	✓	✓
6.1	6.1	6.1	6.1	6.1	6.1	6.1	6.1	6.1	6.1
✓	✓	✓	✓	✓	✓	✓	✓	✓	✓
£	£	£	£	£	£	£	£	£	£
✓option	✓option	✓option	✓option	✓option	✓option	✓option	✓option	✓option	✓option
90 Ltr	90 Ltr	90 Ltr	90 Ltr	90 Ltr	90 Ltr	90 Ltr	90 Ltr	90 Ltr	90 Ltr
1850 kgs	2100 kgs	2100 kgs	2100 kgs	2100 kgs	2100 kgs	2100 kgs	2100 kgs	2100 kgs	2100 kgs
2000 kgs	2400 kgs	2400 kgs	2400 kgs	2400 kgs	2400 kgs	2400 kgs	2x1500 kgs	2x1500 kgs	2x1500 kgs
3650 kgs	4250 kgs	4250 kgs	4250 kgs	4250 kgs	4250 kgs	4250 kgs	5000 kgs	5000 kgs	5000 kgs
4900 kgs	5290 kgs	5290 kgs	5290 kgs	5290 kgs	5290 kgs	5290 kgs	6000 kgs*	6000 kgs*	6000 kgs*
1250 kgs	1040 kgs	1040 kgs	1040 kgs	1040 kgs	1040 kgs	1040 kgs	1000 kgs*	1000 kgs*	1000 kgs*
6.81 m	7.50 m	7.50 m	7.60 m	7.60 m	7.90 m	7.90 m	8.73 m	8.73 m	8.73 m
3800 mm	4035 mm	4035 mm	4035 mm	4035 mm	4300 mm	4300 mm	5261 mm	5261 mm	5261 mm
✓	✓	✓	✓	✓	✓	✓	✓	✓	✓
Disc	Disc	Disc	Disc	Disc	Disc	Disc	Disc	Disc	Disc
✓	✓	✓	✓	✓	✓	✓	✓	✓	✓
✓	✓	✓	✓	✓	✓	✓	✓	✓	✓
✓	✓	✓	✓	✓	✓	✓	✓	✓	✓
✓	✓	✓	✓	✓	✓	✓	✓	✓	✓
✓	✓	✓	✓	✓	✓	✓	✓	✓	✓
✓	✓	✓	✓	✓	✓	✓	✓	✓	✓
215/70 R15 CP	225/75 R16 CP	225/75 R16 CP	225/75 R16 CP	225/75 R16 CP	225/75 R16 CP	225/75 R16 CP	225/75 R16 CP	225/75 R16 CP	225/75 R16 CP
✓	✓	✓	✓	✓	✓	✓	✓	✓	✓
✓	✓	✓	✓	✓	✓	✓	✓	✓	✓
✓	✓	✓	✓	✓	✓	✓	✓	✓	✓
✓	✓	✓	✓	✓	✓	✓	✓	✓	✓
✓	✓	✓	✓	✓	✓	✓	✓	✓	✓
✓	✓	✓	✓	✓	✓	✓	✓	✓	✓
£	£	£	£	£	£	£	£	£	£
✓	✓	✓	✓	✓	✓	✓	✓	✓	✓

* If the maximum authorised vehicle weight is not fully utilised, then the towable weight can be increased accordingly. The gross train figure however must not be exceeded.





RANGE LAYOUTS



		SPECIFICATION DETAILS				NO COST LAYOUT OPTIONS		COST LAYOUT OPTIONS		
		Chassis Cab	Engine Power (BHP)	Overall Length	Mass in running order (MRO) (Std. Models)	Max. Authorised Weight	Bed Size(s)	No Cost Optional Details and Layouts	Cost Optional Details and Layouts	
TRACKER RANGE	RS	Fiat Ducato Light	130 as standard 150 as optional 180 as optional	6105mm (20'0")	3050kg (See page 55)	3500/3650kg	Front: 2.10 x 1.22m	Super Lo-Line Model Height: 3.03m	Hi-Line Model Height: 3.07m	Cost Option A Half Dinette
	Lo-Line Model Height: 3.03m									
	EKS	Fiat Ducato Light	130 as standard 150 as optional 180 as optional	6399mm (21'0")	3215kg (See page 55)	3500kg	Front: 2.10 x 1.66m (or 2 singles)	Super Lo-Line Model Height: 3.03m	Hi-Line Model Height: 3.07m	
Lo-Line Model Height: 3.03m										
FB	Fiat Ducato Light	130 as standard 150 as optional 180 as optional	7093mm (23'3")	3250kg (See page 55)	3500/3650kg	Front: 2.10 x 1.22m Rear: 1.30 x 1.90m	Super Lo-Line Model Height: 3.03m	Hi-Line Model Height: 3.07m	Cost Option A Half Dinette	
Lo-Line Model Height: 3.03m										

Width for all vehicles: 2.35m

RANGE LAYOUTS

APACHE RANGE	SPECIFICATION DETAILS						NO COST LAYOUT OPTIONS		COST LAYOUT OPTIONS
	Chassis Cab	Engine Power (BHP)	Overall Length	Mass in running order (MRO) (Std. Models)	Max. Authorised Weight	Bed Size(s)	No Cost Optional Details and Layouts		Cost Optional Details and Layouts
632	Fiat Ducato Light	130 as standard 150 as optional 180 as optional	6955mm (22'9")	3255kg (See page 55)	3500/3650kg	Front: 2.10 x 1.22m Rear: 1.22 x 2.17m	Super Lo-Line Model Height: 3.03m	Hi-Line Model Height: 3.07m	Cost Option A Half Dinette
	Lo-Line Model Height: 3.03m								
	634	Fiat Ducato Light	130 as standard 150 as optional 180 as optional	7093mm (23'3")	3310kg (See page 55)	3500/3650kg	Rear: 2.10 x 1.79m (or 2 singles)	Lo-Line Model Height: 3.03m	
	Hi-Line Model Height: 3.07m								
700	Fiat Ducato Heavy	130 as standard 150 as optional 180 as optional	7467mm (24'6")	3520kg (See page 55)	4250kg	Front: 1.86 x 1.03m Rear: 2.10 x 1.50m	Lo-Line Model Height: 3.03m	Super Lo-Line Model Height: 3.03m	Cost Option C Lounge Dinette
	Hi-Line Model Height: 3.07m								

Width for all vehicles: 2.35m



RANGE LAYOUTS



		SPECIFICATION DETAILS				NO COST LAYOUT OPTIONS		COST LAYOUT OPTIONS		
		Chassis Cab	Engine Power (BHP)	Overall Length	Mass in running order (MRO) (Std. Models)	Max. Authorised Weight	Bed Size(s)	No Cost Optional Details and Layouts	Cost Optional Details and Layouts	
FRONTIER RANGE	NAVAJO	Fiat Ducato Light	130 as standard 150 as optional 180 as optional	6811mm (22'4")	3280kg (See page 55)	3500/3650kg	Front: 2.10 x 1.86m (or 2 singles)	Super Lo-Line Model Height: 3.03m	Hi-Line Model Height: 3.07m	
	Lo-Line Model Height: 3.03m									
	CHEROKEE	Fiat Ducato Heavy	130 as standard 150 as optional 180 as optional	7505mm (24'7")	3620kg (See page 55)	4250kg	Front: 2.1 x 1.22m Rear: 1.30 x 1.90m (2 x double)	Super Lo-Line Model Height: 3.03m	Hi-Line Model Height: 3.07m	Cost Option A Half Dinette
Lo-Line Model Height: 3.03m										
	MOHAWK	Fiat Ducato Heavy	130 as standard 150 as optional 180 as optional	7505mm (24'7")	3500kg (See page 55)	4250kg	Front: 2.10 x 1.22m Rear: 2.17 x 1.38m	Super Lo-Line Model Height: 3.03m	Hi-Line Model Height: 3.07m	Cost Option A Half Dinette
Lo-Line Model Height: 3.03m										

Width for all vehicles: 2.35m

RANGE LAYOUTS

FRONTIER RANGE	SPECIFICATION DETAILS						NO COST LAYOUT OPTIONS		COST LAYOUT OPTIONS
	Chassis Cab	Engine Power (BHP)	Overall Length	Mass in running order (MRO) (Std. Models)	Max. Authorised Weight	Bed Size(s)	No Cost Optional Details and Layouts		Cost Optional Details and Layouts
SAVANNAH	Fiat Ducato Heavy	130 as standard 150 as optional 180 as optional	7606mm (24'11")	3620kg (See page 55)	4250kg	Front: 2.10 x 1.22m Rear 1: 1.87 x 0.7m Rear 2: 1.83 x 0.7m	Super Lo-Line Model Height: 3.03m	Hi-Line Model Height: 3.07m	Cost Option A Half Dinette
Lo-Line Model Height: 3.03m									
DAKOTA	Fiat Ducato Heavy	130 as standard 150 as optional 180 as optional	7606mm (24'11")	3600kg (See page 55)	4250kg	Front: 2.10 x 1.22m Rear: 1.30 x 1.90m	Super Lo-Line Model Height: 3.03m	Hi-Line Model Height: 3.07m	Cost Option A Half Dinette
Lo-Line Model Height: 3.03m									
DELAWARE	Fiat Ducato Heavy	130 as standard 150 as optional 180 as optional	7902mm (25'11")	3740kg (See page 55)	4250kg	Front: 2.10 x 1.22m Rear: 1.90 x 1.35m	Super Lo-Line Model Height: 3.03m	Hi-Line Model Height: 3.07m	Cost Option A Half Dinette
Lo-Line Model Height: 3.03m									

Width for all vehicles: 2.35m



RANGE LAYOUTS



		SPECIFICATION DETAILS				NO COST LAYOUT OPTIONS		COST LAYOUT OPTIONS		
		Chassis Cab	Engine Power (BHP)	Overall Length	Mass in running order (MRO) (Std. Models)	Max. Authorised Weight	Bed Size(s)	No Cost Optional Details and Layouts	Cost Optional Details and Layouts	
FRONTIER RANGE	SCOUT	Fiat Ducato Heavy	130 as standard 150 as optional 180 as optional	7902mm (25'11")	3685kg (See page 55)	4250kg	Front: 1.86 x 1.03m Rear: 2.10 x 1.85m (or 2 singles)	Lo-Line Model Height: 3.03m	Super Lo-Line Model Height: 3.03m	Cost Option C Lounge Dinette
	Hi-Line Option Height: 3.07m									
	COMANCHE	Fiat Ducato Heavy	150 as standard 180 as optional	8731mm (28'7")	4075kg (See page 55)	5000kg	Front: 2.10 x 1.86m Rear: 1.90 x 1.35m	Super Lo-Line Model Height: 3.03m	Hi-Line Model Height: 3.07m	Cost Option B Double Dinette
	Lo-Line Model Height: 3.03m									
										Cost Option C Lounge Dinette
	ARAPAHO	Fiat Ducato Heavy	150 as standard 180 as optional	8731mm (28'7")	4040kg (See page 55)	5000kg	Front: 1.86 x 1.03m Rear: 2.10 x 2.16m (or 2 singles)	Lo-Line Model Height: 3.03m	Super Lo-Line Model Height: 3.03m	Cost Option C Lounge Dinette
	Hi-Line Model Height: 3.07m									

Width for all vehicles: 2.35m

RANGE LAYOUTS

SPECIFICATION DETAILS						NO COST LAYOUT OPTIONS		COST LAYOUT OPTIONS	
Chassis Cab	Engine Power (BHP)	Overall Length	Mass in running order (MRO) (Std. Models)	Max. Authorised Weight	Bed Size(s)	No Cost Optional Details and Layouts		Cost Optional Details and Layouts	
CHIEFTAIN									
Fiat Ducato Heavy	150 as standard 180 as optional	8731mm (28'7")	4000kg (See page 55)	5000kg	Front: 2.10 x 1.86m Rear: 2.17 x 1.38m	Super Lo-Line Model Height: 3.03m	Hi-Line Model Height: 3.07m	Cost Option B Double Dinette	
Lo-Line Model Height: 3.03m							Cost Option C Lounge Dinette		
Width for all vehicles: 2.35m									

FRONTIER RANGE

NEW FOR 2012

Grade 3 Insulation & Body Construction Integrity Warranty

All 2012 Auto-Trail models now meet the NCC EN1645-1 Thermal Insulation and Heating Grade III classification.

Grade III classification is the highest standard for both insulation and heating, such that the interior of the Motorhome can be kept at +20°C when the external temperature is -15°C.

All 2012 Auto-Trail models now have a 10 year Body construction integrity warranty.

For full terms and conditions please visit the website or consult your service handbook.

+20°C

-15°C

Grade 3 Insulation

NCC EN1645-1
Thermal Insulation & Heating - Grade III classification

**BODY CONSTRUCTION
INTEGRITY WARRANTY**

10 YEARS

Auto-Trail Warranty

For your peace of mind

Your Auto-Trail motorhome is covered by a 2 year manufacturer's warranty; this is supplemented by a 1 year insurance backed warranty to provide a 3 year habitation warranty for total piece of mind. The Fiat chassis is covered for a total of 3 years.



The exterior of your Auto-Trail motorhome is offered with a 10 year manufacturer's Body Construction Integrity Warranty (terms and conditions apply). For full details please refer to the warranty booklet supplied with your vehicle.

Please ensure your dealer registers the body and chassis warranty at the time of collection and supplies you with a copy of the warranty handbook, service book and insurance booklet.

Your sales contract is with your chosen supplying dealer. Please read your warranty booklet or consult your dealer who will be able to explain all aspects of your vehicles warranty, or alternatively, please see further details at www.auto-trail.co.uk

FOR THE LATEST INFORMATION ON
MODELS, SPECIFICATIONS, TECHNICAL STUFF
PLEASE VISIT OUR WEBSITE
www.auto-trail.co.uk

Fiat Camper Assistance

Dedicated call centre for motorhome owners

Fiat has established a dedicated call centre just for motorhome owners. Just call **00800 3428 1111** from a landline or **0800 3428 1111** from a mobile and a knowledgeable English-speaking operator will give you extensive information on the products and the services offered, and will transfer your call to a specialist technician or to Fiat Camper Assistance, the on-road support team specially set up to help drivers of Fiat-based motorhomes.

Fiat has a European network of more than 6,500 Fiat Ducato service centres, where you will find fully equipped workshops, specialist personnel and all the parts you could need for your motorhome.

Fiat has also established more than 1,700 specialist centres where motorhome drivers are always welcome: Fiat Camper Assistance workshops all have the capacity, lifts and parking areas suitable for your vehicle.

Alternatively dial: **00 39 02 4441 2160** from any European country, seven days a week, 24 hours a day, to get immediate help. Specialists will assist you in the event of an accident, a breakdown, running out of fuel, loss of keys, theft, etc.

While your motorhome is repaired, you can benefit from a replacement vehicle of suitable size and hotel accommodation. To enable you to resume your journey as soon as possible, the Fiat Camper Assistance call centre remains in direct contact with you and the workshop that is repairing your vehicle. Fiat will also help them order the part needed to ensure your vehicle is repaired as quickly as possible so you can resume your trip as soon as possible.

If you are calling from a UK mobile in UK you must delete the first 0 - ie dial **0800 3428 1111**

If you are calling from a UK landline in UK then you must dial **00800 3428 1111**

If you are calling from a UK mobile in Europe then dial **00800 3428 1111**



With thanks to Arco for supplying a diverse range of supporting props to create a homely and welcoming environment.



Auto-Trail Aftercare Centre

In the care of experts

Auto-Trail can now offer insurance approved accident repair work in our Aftercare Centre.

For further information:

T: **01472 571000**

W: www.auto-trail.co.uk

All photographs show vehicles fitted with the cost optional Lifestyle Pack(s), photographs may show other optional extras and may contain photography props not included with the purchase of a vehicle. The content of this publication is as accurate as possible from the information available at the time of going to press (October 2011).

Auto-Trail VR Limited reserve the right to alter specifications, prices and model ranges as materials and conditions demand, which could affect the unladen weight and therefore can accept no responsibility for discrepancies between this information and subsequent models. All Motorhomes in this brochure conform to European Standards for Motorhomes: EN1646

Authorised stockist details:



This brochure is printed using sustainable resources. When you have finished with this brochure please recycle it. Issued October 2011.
4896 Designed and produced by Kal-Group. Email: letstalk@kal-group.com or visit the website at www.kal-group.com