



MH2014/06/11



Swift Group Ltd provides a ten year bodyshell integrity warranty and a three year manufacturers warranty on the coachbuilt element of the motorhome - see www.bessacarmotorhomes.co.uk for more details. Terms and conditions apply. Fiat provide a three-year warranty for the base vehicle and three-year pan European Camper Assistance, road side assistance and breakdown cover operated in conjunction with the RAC, ask your dealer for more details.

See www.bessacarmotorhomes.co.uk for more model pictures, the gallery is constantly updated as new models are available

Bessacarr Motorhomes · Dunswell Road · Cottingham · East Yorkshire HU16 4JX
 Tel: 01482 847332 Fax: 01482 841042 email: enquiry@swiftgroup.co.uk

A member of the Swift Group


For more information and to find your nearest retailer visit us at
 » www.bessacarmotorhomes.co.uk



This brochure does not constitute an offer by Swift Group Limited (Swift). Swift reserves the right to alter specifications and prices at any time as materials and conditions demand. Distributors and dealers sell Bessacarr products on their own account and not as agents of Swift. Accordingly, they have no authority to bind Swift or to make any representation or undertaking whatsoever on behalf of Swift. All props are for photographic purposes only and are not included in the specification. Issued October 2011

E700 Series

www.newe700.co.uk



**The New E700 Series.
In a class above the
rest, this top range is the
definitive choice for the
discerning motorhome
enthusiast.**

The distinctive body shell sits on a super low line AL-KO chassis, giving car like driving qualities and the classic white exterior has new strong window line graphics tying the cab in to the body.

With all models now getting the new 150bhp Euro 5 engine with 6-speed gearbox as standard you can be assured of improved fuel economy and acceleration with lower CO₂ emissions. Exciting automatic gearbox options are also available.




The new cab interior gets the full 'car standard' treatment with factory fitted Burr-Walnut effect dashboard trim, leather gear knob and steering wheel with controls for radio/CD/MP3 player with switch off timing settable up to 3 hours, Bluetooth mobile phone connectivity, USB iPod/MP3 device connection and a dashboard mount and radio connection for your own Tom Tom SatNav.



**Better Performance.
Lower Emissions.
Lower Running Costs.**

All Bessacarr Motorhomes are powered by the greener and more fuel efficient

Fiat Ducato Euro 5 Engine





The E700 Series comes with a choice of four TAG axle models offering spacious accommodation for up to six people.

Inside all models have an ultra low energy lighting system and double leisure batteries for greater independence. Lighting is further improved with over locker ambient lighting, new adjustable cab reading lights and a low-level night light which can also be used en-route.



⌘ Low-line models have the advantage of a sleeker, more aerodynamic profile housing a generous full-width overcab locker and a panoramic opening skyview window



⌘ **New:** Low level night lights that also work en-route



⌘ Full-length recessed awning



⚡ New: Eye level (not 749) consumer unit for the main 230V supply

⚡ Granite effect GRP sink with removable drainer co-ordinates with the work tops

⚡ High-line models offer a cleverly-designed spacious overcab bed which features gas assisted struts, enabling it to be easily pulled down at night

⚡ For easy cleaning combined with exclusive looks Impala stain resistant fabric is available as an option

Sophisticated interiors have sumptuous soft furnishings and new 'Italian Ash' woodgrain which gives contemporary colouring with a defined woodgrain texture. Passenger comfort is improved with ergonomically shaped rear travelling seats.

A choice of flexible seating and sleeping arrangements combined with well equipped kitchens and washrooms, with centre washrooms now benefitting from a new washroom design with increased shower space.



AL-KO Chassis

Super low line AL-KO chassis gives the advantage of a lower weight and therefore extra payload, a more rigid construction and improved ride and handling.

It also has a double floor which houses water tanks, plumbing, heating ducts and underfloor storage tray(s).



⚡ **New:** Cab battery isolation switch to prevent discharge in storage

⚡ **New:** Gas strut supports for exterior access doors for ease of operation

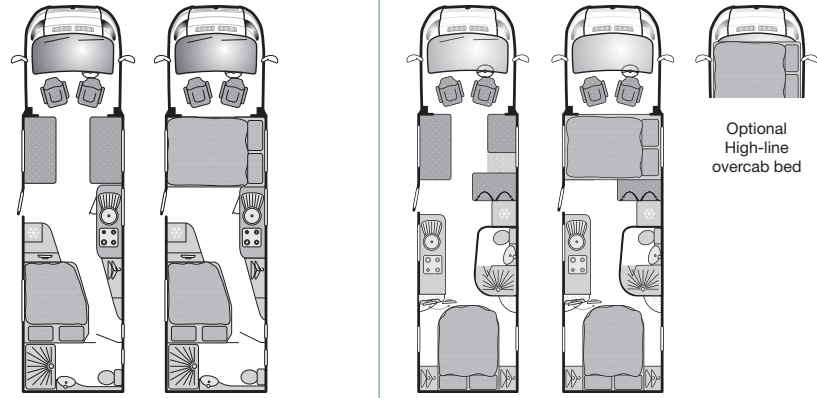
⚡ **New:** Roof and cable preparation for aerial or satellite installation (Dish/aerial not included)

⚡ **New:** Pull-out underfloor drawer for a water hose and electric cable reels

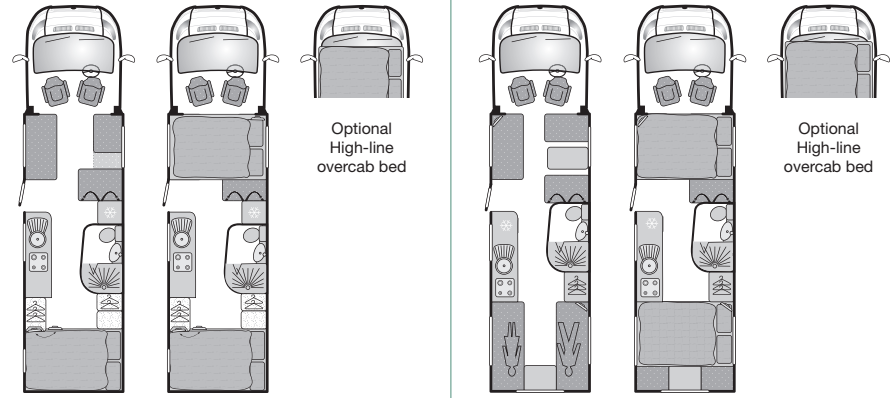
⚡ **New:** Twin view colour reversing camera, allowing en route use



E749 E769



E789 E799



Optional High Line spec

For High-line overcab option the following specifications changes apply:

Berths (sleeping positions)	+ 2
Mass in Running Order	+ 60kg
Maximum User Payload	- 60kg
Overcab Bed	1.91m x 1.37m/6'3" x 4'6"
Overall Height	3.08m/10'1"
All other specification as table	

	Standard			Optional		
Fiat MultiJet Diesel Engine	150	150 Auto	180 Auto	150	150 Auto	180 Auto
Engine Capacity	2287cc	2287cc	2999cc	2287cc	2287cc	2999cc
Engine Power	150bhp @ 3600rpm	150bhp @ 3600rpm	180bhp @ 3500rpm	150bhp @ 3600rpm	150bhp @ 3600rpm	180bhp @ 3500rpm
Engine Torque	350Nm @ 1500rpm	350Nm @ 1500rpm	400Nm @ 1400rpm	350Nm @ 1500rpm	350Nm @ 1500rpm	400Nm @ 1400rpm
Roof Profile	Low Line			Low Line		
Wheel Base	4.60m / 15' 1" - 0.80m / 2' 7"			4.60m / 15' 1" - 0.80m / 2' 7"		
Designated Passenger Seats (excluding driver)	1			3		
Berths (Sleeping Positions)	4			4		
Overall Length (Excluding Ladder)*	8.56m / 28' 1"			8.56m / 28' 1"		
Overall Width (Mirrors Folded)	2.35m / 7' 8"			2.35m / 7' 8"		
Overall Height	2.98m / 9' 9"			2.98m / 9' 9"		
Maximum Technical Permissible Laden Mass (A)	5000kg			5000kg		
Mass in Running Order (B)	4050kg	4067kg	4117kg	4190kg	4207kg	4257kg
Maximum User Payload (A-B)	950kg	933kg	883kg	810kg	793kg	743kg
Essential Habitation Equipment	9kg			9kg		
Thermal Grade Insulation	THREE			THREE		
Maximum Recommended Trailer Weight	1600kg			1600kg		
Gross Train Weight	6000kg			6000kg		
Front Double	213cm x 138cm / 7'0" x 4'6"			213cm x 138cm / 7'0" x 4'6"		
Rear Double	193cm x 135cm / 6'4" x 4'5"			186cm x 132cm / 6'1" x 4'4"		
Rear Nearside Single						
Rear Offside Single						

	Standard			Optional		
Fiat MultiJet Diesel Engine	150	150 Auto	180 Auto	150	150 Auto	180 Auto
Engine Capacity	2287cc	2287cc	2999cc	2287cc	2287cc	2999cc
Engine Power	150bhp @ 3600rpm	150bhp @ 3600rpm	180bhp @ 3500rpm	150bhp @ 3600rpm	150bhp @ 3600rpm	180bhp @ 3500rpm
Engine Torque	350Nm @ 1500rpm	350Nm @ 1500rpm	400Nm @ 1400rpm	350Nm @ 1500rpm	350Nm @ 1500rpm	400Nm @ 1400rpm
Roof Profile	Low Line			Low Line		
Wheel Base	4.60m / 15' 1" - 0.80m / 2' 7"			4.60m / 15' 1" - 0.80m / 2' 7"		
Designated Passenger Seats (excluding driver)	3			3		
Berths (Sleeping Positions)	4			4		
Overall Length (Excluding Ladder)*	8.56m / 28' 1"			8.56m / 28' 1"		
Overall Width (Mirrors Folded)	2.35m / 7' 8"			2.35m / 7' 8"		
Overall Height	2.98m / 9' 9"			2.98m / 9' 9"		
Maximum Technical Permissible Laden Mass (A)	5000kg			5000kg		
Mass in Running Order (B)	4190kg	4207kg	4257kg	4135kg	4152kg	4202kg
Maximum User Payload (A-B)	810kg	793kg	743kg	865kg	848kg	798kg
Essential Habitation Equipment	9kg			9kg		
Thermal Grade Insulation	THREE			THREE		
Maximum Recommended Trailer Weight	1600kg			1600kg		
Gross Train Weight	6000kg			6000kg		
Front Double	213cm x 138cm / 7'0" x 4'6"			213cm x 138cm / 7'0" x 4'6"		
Rear Double	213cm x 130cm / 7'0" x 4'3"			213cm x 140cm / 7'0" x 4'7"		
Rear Nearside Single				193cm x 73cm / 6'4" x 2'5"		
Rear Offside Single				188cm x 73cm / 6'2" x 2'5"		

Notes

- * Add 120mm to the length and 110mm to height if ladder option fitted
- 1. The Maximum User Payload includes:
 - a) conventional load (this is the allowance for passengers)
 - b) essential habitation equipment (items of fluids required for safe and proper functioning of habitation equipment)
 - c) optional equipment (items available from the manufacturer over and above the standard specification)
 - d) personal effects (those items not effected by the above)
- 2. The Mass in Running Order is the mass of the unladen vehicle including a 75kg allowance for the driver plus engine coolants and 90% of the fuel tank / water tank & gas capacity.
- 3. Please take care to ensure that you have allowed for the masses of all items you intend to carry in the motor caravan, e.g. Passengers, optional equipment, essential habitation equipment and personal effects, such as clothing, food, pets, bicycles, sailboats, sports equipment etc.
- 4. The Maximum Trailer Weight is limited by the Gross Train Weight of 6000kg which must not be exceeded. For example if the vehicle is at the maximum MTPML of 5000kg, then the maximum trailer weight possible is 1000kg. Please consult your dealer for more detailed towing information.

You can be reassured when you buy a Bessacarr Motorhome that they all come with the following market leading features

Bessacarr Plus Points

- European Whole Vehicle Type Approval ensures compliance with strict weight, dimensions and safety regulations
- New:** Cab battery isolation switch to prevent discharge in storage
- Driver and passenger airbags
- Concertina windscreen blind and side window blinds
- Cab carpet (removable)
- Heavy duty rear chassis members ready for optional towbar
- Spare wheel and tyre
- One-piece, 5000 Series marine grade aluminium side-walls finished in white
- Full GRP rear panel with high-level brake light and camera housing
- Key fob operated remote central locking of cab doors and entrance door
- 44mm 'sandwich' floor with Xyligen treated WBP plywood and Styrofoam insulation core
- Strong redwood body and floor framing impregnated to resist moisture and fungal attack
- Fixing points for rear-mounted cycle rack
- 12V exterior power point for pump filling of water tank (pump not supplied)
- Roof and wiring prepared for solar panel installation
- New:** Easy-access eye-level consumer unit
- Dual fuel hob with 800W electric hotplate and 3 gas burners
- Digital control Smart Energy Selection fridge
- Granite-look GRP kitchen sink
- High impact, scratch resistant floor lino
- Concertina action door flyscreen
- Removable carpets in living area
- Push-button locks on overhead locker doors

Additional features

Chassis-Cab

- New:** Fiat Euro5 150bhp, 2.3 litre Variable Geometry Turbo engine
 - 18% improvement in fuel economy and CO₂ emissions,
 - Up to 12% faster acceleration than Euro 4 157bhp engine
- Fully integrated factory-fit 'infotainment' system with:
 - **New:** Factory-fit radio/CD/MP3 player with switch-off timing adjustable up to 3 hours
 - **New:** Steering wheel controls
 - **New:** Bluetooth mobile phone connectivity
 - **New:** USB iPod/MP3 device connection
 - **New:** Dashboard mount and audio connection for customers' Tom Tom SatNav
- Cab air-conditioning
- Cruise Control
- New:** Leather steering wheel (with radio controls) and gear knob
- New:** factory-fitted Burr wood effect dashboard trim
- Driver and passenger seats both with:
 - Swivels
 - Height and rake adjustment
 - Two armrests
 - Fully upholstered covers
 - Base surrounds
- ABS brakes
- EBD (electronic brake force distribution)
- Immobiliser with rolling code
- Variable power steering
- Electric operated and tinted cab windows
- Electrically adjusted and heated wing mirrors fitted with direction indicators
- Headlamp height adjustment
- Adjustable steering wheel position
- Lockable (laptop PC size) central storage box
- Two 12V sockets

Body and Exterior equipment

- Fiat/AL-KO double floor, wide track chassis housing water tanks, plumbing, heating ducts and underfloor storage tray(s)
- Low-line models with 'Skyview' panoramic opening roof-window
- High-line models with large A-Class style aluminium framed, gas strut assisted over-cab bed
- New:** Exterior access doors supported with gas struts for ease of operation
- New:** Pull-out underfloor pannier locker for water hose and electric cable reels
- 16" Alloy wheels
- High specification entrance door with secure 3-point locking, hidden hinges, double seal system, and stepwell light
- Flush fitting aluminium-framed double glazed opening windows
- Two opening windows in high-line overcab area
- Two Midi-Heki skylights with flynet and adjustable blind
- Two LED exterior lights

- Compartment for two 13kg gas bottles with fitted butane/propane regulator and propane hose with new 'Drivesafe' regulator
- New:** Twin view colour reversing camera allowing use en-route
- One-piece GRP roof supported by 34mm sandwich construction
- Full length recessed awning
- Integrated longitudinal roof bars (load carrying cross bars and ladder optional)
- Strong extruded aluminium skirts
- Gloss white finished front bumper
- Living Area**
- New:** Ergonomically shaped rear travelling seats (except E749)
- Adjustable swivel-arm coffee table
- Two-position front seating arrangement providing L-shape lounge or two forward facing travelling seats (E769 & E789)
- New:** 'Italian Ash' woodgrain
- 'Sofia' chenille new standard fabric scheme; optional scheme in Impala stain resistant, easy clean fabric
- Moulded over-cab base with storage recesses in high-line models
- Moulded over-cab storage lockers in low-line models
- Swift Group 'spaceframe' locker construction
- Removable aluminium ladder to the over-cab bed in high-line models
- Bed mattresses and lounge bench seat cushions supported by beech slats for extra comfort
- Scatter cushions
- Seat backrest ventilation boards
- Free-standing table with dedicated storage location
- Cassette flyscreens and pleated blinds on all windows - new type designed to reduce rattles en route.
- Domestic style mortice locks on washroom and wardrobe doors
- Removable stepwell mat
- Entrance doorway grab-handle
- Smoke alarm
- New:** Carbon monoxide alarm

Kitchen

- Kitchen extractor fan
- 40 litre 230V/12V top access chest freezer in E749
- 175 litre automatic energy selection fridge/freezer (112 Litre in E799 & E749)
- Built-in microwave oven with digital controls
- Granite-look GRP kitchen sink with removable drainer and dedicated storage
- Food grade nylon chopping board with dedicated storage
- Chrome finish brass pillar tap with long spout
- Thermostatic oven and separate grill
- Dual fuel hob with 800W electric hotplate and 3 gas burners with electronic ignition and flame failure protection
- Pull-out storage baskets
- Crockery storage tray with moulded pockets and retaining straps

Washroom

- New:** Washroom design with increased shower space in E769, E789 & E799
- Shower mat
- Lower cupboard with built-in washbasin
- Overhead storage locker
- Thefford C250 swivel cassette toilet with electric flush
- Chrome finish brass shower and mixer taps
- Heating and Plumbing**
- Dual fuel Truma 6kW 'Combi' boiler with new Truma 'Drivesafe' regulator for en-route operation, routed into high-line luton and new routing to cab area
- 120 litre under-floor, insulated heated fresh water tank with level sensor
- 100 litre heated waste water tank with level sensor
- Large bore rigid waste pipes insulated for winter use
- Grade 3 classification (EN 1646-1) for heating and thermal insulation (for sub-zero ambient temperatures)
- Pressurised fresh water system with self-priming pump
- Electrical**
- Two 95 amp-hour (Dir 2006/66/EC) leisure batteries in underfloor compartment
- At least 7 mains 230V sockets (including two in cab area)(model specific)
- New:** Dedicated cupboard space for satellite de-coder with mains 230V and 12V sockets

- Two TV stations (except E749), at least one suitable for 19" TV
- Mains 230V supply via easy-access eye-level (except E749) consumer unit to sockets, fridge, microwave oven, combi-boiler and battery charger/transformer
- 25amp charger/transformer for leisure batteries
- Easy to use 12V control panel over doorway with touch controls for:
 - Vehicle/Leisure battery selection
 - Tank heaters and display of:
 - Tank levels
 - Vehicle and leisure battery state
- Ultra low energy lighting system:
 - LED spotlights and downlights
 - **New:** Over-locker low-wattage ambient lighting
 - **New:** Adjustable LED cab reading lights
 - Lighting in underfloor storage trays
 - **New:** Low-level night light
- Roof and cable preparation for aerial or satellite dish installation
- 25 metre mains hook-up cable
- Options**
- New:** Comfort-Matic automatic gearbox and upgrade to 180bhp, 3.0 litre VGT engine
- New:** Comfort-Matic automatic gearbox with 150bhp, 2.3 litre engine
- 'Impala' stain-resistant, easy-clean seating fabric with soft nubuck texture