



Elddis

2013
MOTORHOME
RANGE

INCORPORATING OUR EXCLUSIVE LUXURY RANGE *aspire*



backed by
10 YEAR
water ingress
warranty

autoquest & aspire



SOLO
STRONG LIGHT DRY

THE REVOLUTIONARY
CONSTRUCTION SYSTEM
FOR A NEW GENERATION
OF MOTORHOME

Eddis



The revolutionary construction system for a new generation of motorhome

02

From Concept to Reality - an innovation 3 years in the making

Working with Henkel, the world renowned structural bonding specialists, Eddis has created the first fully bonded coachbuilt motorhome. This world-class construction system is used on Formula 1 racing cars, super yachts and is even used to bond the wings to aeroplanes. And now Eddis motorhomes are built using the same pioneering and proven technology - **SoLiD**.

SoLiD is strong

Our motorhomes have more integrity and rigidity by spreading stresses and strains evenly across all joints.


SoLiD is light

The new construction system enables us to make not only stronger, but lighter motorhomes - allowing us to add even more class-leading specification whilst maintaining our lightweight advantage.

SoLiD is dry

With over 90% fewer exterior screws, this new construction creates an impervious barrier to water ingress, backed by our industry-leading 10 Year Water Ingress Warranty.

All Eddis motorhome ranges are now built using our exclusive, industry-leading SoLiD structural bonding system.



To prove the strength of **SoLiD** construction, we towed a twin axle Crusader loaded to a hefty 1900kgs MTPLM... using a box made using **SoLiD** construction.



Eddis



Find out more about Eddis's unique and exclusive **SoLiD** construction. Watch our video online today: www.eddis.co.uk

exclusive to



03

In partnership with **Henkel** the world renowned structural bonding specialists

Elddis



PEUGEOT

The Peugeot 'Tempo Libero' chassis is purpose-built exclusively for motorhomes...

04



Elddis motorhomes - both Autoquest and Aspire (shown here) consistently rank top for Customer satisfaction



Elddis's luxury range, the Aspire, comes with cab air con, cruise control, high level rear view & night vision and dual air bags as standard



Autoquest is also built on the 'Tempo Libero' chassis and is renowned for its agile road handling



Elddis motorhomes are designed and built by enthusiasts for enthusiasts. Follow the story on our website

All Elddis motorhomes feature:

- Peugeot Boxer 2.2 HDi Turbo Diesel Euro 5 engine
- Unmodified 'Tempo Libero' chassis for unbeatable driving performance and smooth road handling
- 6-speed gear box
- Improved fuel efficiency
- Spare wheel and tyre
- Fully adjustable seats
- Remote central locking
- Immobiliser
- On-board trip computer
- ABS brakes with emergency braking assistance
- Power steering with adjustable steering wheel position
- Radio/CD with steering mounted controls



Only Elddis motorhomes provide a passenger seatbelt for every designated berth.

Think safety, think Elddis!

Elddis

... giving you an award-winning unrivalled driving experience



05



Class-leading new technology in partnership with Whale®

autoquest



Underfloor space heater

- Runs on gas or electric
- Intuitive and simple controls
- Discreet and compact design
- Voted 'Top Innovation of the Year' by caravanners and motorhomers

External location more internal living space

Find it on



Rapid-Heat water systems


- Class-leading 13L capacity tank in Autoquest - 2 showers from 20 min heat-up time
- Works on gas or electric
- Retains heat for longer

More hot water and faster heat-up times

Find it on



Enjoy longer, hotter showers and even more storage space, thanks to the latest Whale® innovations



Craftsman-built cabinetry with new locker design and contrast feature kitchen units all with positive locking

NEW on



Avtex high-gain digital-enabled aerial

Standard on



Avtex TV with DVD, Freeview, CD player, USB port, 2 x HDMI and PC monitor

Standard on



NEW Up to 3KW ALDE programmable central and water heating system with en-route heating

Standard on



One piece GRP silver sides for ultimate resistance to minor damage

Standard on



What's new for 2013

aspire

autoquest



Elddis

Britain's best-selling motorhome

360° virtual tours on our website



08



Model shown: Autoquest 165 shown in standard 'Tia' upholstery



Model shown: All-new Autoquest 175

Spectacular NEW end bathroom layout see page 06



Model shown: All-new Autoquest 175



Model shown: Autoquest 180

autoquest

The multi-award-winning Eddis Autoquest is renowned for its quality, value and driving performance.


This coachbuilt range is designed and engineered to the most exacting of standards, combining over 40 years of heritage with ultra-modern features and stylish comfort.

The Autoquest has everything you need in a motorhome – plus lots of home comforts – all at an affordable price.


It's easy to see why this is Britain's best-selling motorhome!



All Eddis caravans and motorhomes are engineered and built using our unique and exclusive SolID technology

 Only Eddis motorhomes provide a passenger seatbelt for every designated berth. Think safety, think Eddis!

 All Eddis Autoquest models come with European Whole Vehicle Type Approval

 1 UNIQUE & EXCLUSIVE NEW LAYOUT FOR 2013 SEASON



09



More space throughout - including class-leading full height wardrobes



The Autoquest 175 comes with an enormous 189L fridge-freezer with removable freezer unit



6'4" fixed beds (on Autoquest 155 and 165)



Microwave oven is an option in the new Autoquest range



The all-new Autoquest 175 boasts an impressive kitchen with modern styling, appliances and superb LED lighting

Key features & benefits

- Class-leading outstanding drive performance provided by a Peugeot Boxer 2.2 110 bhp HDi Turbo Diesel for better fuel efficiency with six speed gear box and Euro 5 engine with reduced emissions
- **NEW** Class-leading and unique GRP underskin to motorhome floor - providing a water resistant barrier
- Spare wheel and tyre as standard
- Class-leading and unique space-saving Whale® heating - runs on gas or electric with quiet night-time setting with ducted heating throughout, including bathrooms
- Class-leading 90L fresh water tank with manual water fill system (excluding 180: 70L)
- Class-leading waste water tank 70 litre
- **NEW** Class-leading and unique high capacity 13L Whale® water heater
- **NEW** Craftsman built cabinetry with **NEW** interior locker door design in 'Noce Prosecco' wood with positive locking latches
- **NEW** LED interior spotlights with concealed lights above overhead lockers (saving up to 80% battery consumption)
- **NEW** Contrasting flush-fit kitchen units in two tone 'Noce Prosecco' and Ivory with feature chrome strip and positive locking
- Class-leading and unique full height spacious wardrobes with 170° hinges for easy access
- Unique and exclusive 'Easy Glide' bed technology for easy bed conversion
- Fixed beds now measure up to 6'4" with co-ordinating headboard for greater comfort and style
- Domestic size separate oven and grill with spark ignition, and dedicated pan storage cupboard 3 burner gas hob including high speed multi-function burner (for wok or large frying pan), spark ignition, flame failure protection and durable cover creating additional work surface
- Luxurious granite effect deep worktops
- 95L fridge (excluding 175), 189L large fridge freezer (175) both with removable freezer unit
- Unique space-saving bathroom with concealed sink and tap, folding shower screen with adjustable shower head (except 175 and 180 models)
- **NEW** Avtex high gain, omni-directional aerial with FM, AM, MW & LW - receives digital and analogue signal
- Radio/CD with steering mounted controls
- **NEW** Peugeot wheel trims
- Class-leading fully protected mains electric system with up to six 240V sockets - more than any other motorhome manufacturer
- Swivelling passenger and driver seats (115, 145, 155, 165, 175)

autoquest

What our Customers say:

"Our 5th new motorhome in nine years and the best yet"

"So comfy and very well laid out...the best move we ever made"

"Drives like a dream and outclasses a lot of the more expensive models. A little gem"

"Unbelievable value for money"

"Brilliant is the only word for it"






Elddis have been building award-winning motorhomes for over 40 years



Stylish full GRP pod on all low-line models



Making up the beds is quick and easy



NEW LED spotlights and overhead locker lighting

Comfort

- Class-leading and unique space-saving Whale® heating - runs on gas or electric with quiet night-time setting - ducted heating throughout including bathrooms
- Swivelling passenger and driver seats (115, 145, 155, 165, 175)
- Class-leading, unique, full height spacious wardrobes with 170° hinges for easy access
- Fixed beds now measure up to 6'4" with co-ordinating headboard for greater comfort and style
- High bed frame with easy-lift gas struts for improved-access storage to fixed beds
- Stylish shaped double-glazed opening windows with night ventilation position (excluding cab windows)
- Easy clean Seitz blinds and flyscreens (excluding cab windows)
- Removable entrance mat
- Privacy curtains or room dividers (130, 145, 155, 165, 180)

Style

- **NEW** Craftsman built cabinetry with **NEW** interior locker door design in 'Noce Prosecco' wood with positive locking latches
- **NEW** Interior design and luxurious 'Tia' sprung upholstery, with co-ordinating scatter and bolster cushions as standard
- Luxurious granite effect deep worktops
- High quality 24mm thick furniture gables (specific areas)
- **NEW** Contrasting flush-fit kitchen units in two tone 'Noce Prosecco' and Ivory with feature chrome strip and positive locking
- Stylish full GRP Pod in all low-line models (115, 140, 155, 165, 175)
- Awning light
- **NEW** LED interior spotlights with concealed lights above overhead lockers (saving up to 80% battery consumption)
- ABS lower moulded rear panel with integral lights
- **NEW** Peugeot wheel trims
- Removable 'Tuftex Twist' luxurious loose lay carpets
- 'Chocolate' bamboo-effect easy clean heavy-duty vinyl flooring

Wash

- Class-leading 90L fresh water tank with manual water fill system (excluding 180: 70L)
- Waste water tank 70 litre
- **NEW** Class-leading and unique high capacity 13L Whale® water heater
- Unique space-saving bathroom with concealed sink and tap, folding shower screen with adjustable shower head (except 175 and 180 models)
- Large bathroom with fixed sink and vanity, folding shower screen with adjustable shower head (Autoquest 180)
- Large end bathroom with separate fully lined curved shower cubicle, large 'Nouveau' sink and spacious wardrobe (Autoquest 175)
- Thetford toilet with auto fill flush from on-board water tank
- Domestic style bathroom door with high quality privacy lock
- Polished chrome fittings, mixer taps and separate shower taps

Cook

- Domestic size separate oven and grill with spark ignition and dedicated pan storage cupboard
- 3 burner gas hob including high speed multi-function burner (for wok or large frying pan), spark ignition, flame failure protection and durable cover creating additional work surface
- 95L fridge (excluding 175), 189L large fridge freezer (175) both with removable freezer unit
- Stainless steel sink and separate drainer
- Kitchen rooflight with flyscreen and blind (selected vans)
- Metal domestic style kitchen tap
- Well lit kitchen work area

Entertain

- TV points with dedicated locations for comfortable viewing (230V, 12V and aerial connection)
- **NEW** Avtex high gain, omni-directional aerial with FM, AM, MW & LW - receives digital and analogue signal
- Dining table

Practical

- **NEW** Class-leading and unique GRP underskin to motorhome floor - providing a water resistant barrier
- Unique and exclusive 'Easy Glide' bed technology for easy bed conversion
- Height adjustable seatbelts (not suitable for all baby seats)
- Class-leading, fully protected mains electric system with up to six 240V sockets - more than any other motorhome manufacturer
- Fixing points for rear mounted 2 cycle 'Fiamma' CB Pro Hymer
- Conveniently placed 12V control panel, incorporating water pump, lighting circuits, fresh water tank level and waste warning light when full
- Exterior door and flyscreen with burstproof locking
- Compartment for 2x 7kg gas bottles, with fitted gas regulator
- 20 Amp switchmode charger / transformer
- 25m mains hook-up cable
- Exterior access battery box with mains electric inlet
- Seat bases with space underneath for ample storage of larger, bulky items
- Smoke alarm
- Carbon Monoxide (CO) alarm
- Isolation taps for gas appliances
- Rear mud flaps

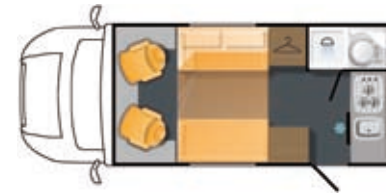
Drive

- Class-leading spare wheel and tyre
- Fully adjustable co-ordinated cab seats with armrest
- Radio/CD with steering mounted controls
- Remote central locking (cab only)
- Immobiliser with unique code
- Driver's airbag
- Onboard trip computer
- High level brake light
- Side marker lights
- Electrically operated tinted cab windows and mirrors
- ABS brakes with emergency braking assistance
- Power steering with adjustable steering wheel position
- Removable cab carpet
- Lockable central storage box (cab)
- 12V DIN socket - for 12V power supply from the cab
- Door pockets, bottle holders and map holder
- Headlamp height adjustment

Room

Autoquest 115

No. of berths / seats with designated seatbelts: 2 / 2
MTPLM: 3300kgs / 64.82cwt



Autoquest 130

No. of berths / seats with designated seatbelts: 4 / 4
MTPLM: 3300kgs / 64.82cwt



Autoquest 140

No. of berths / seats with designated seatbelts: 2 / 2
MTPLM: 3300kgs / 64.82cwt



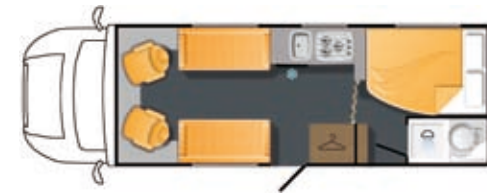
Autoquest 145

No. of berths / seats with designated seatbelts: 4 / 4
MTPLM: 3300kgs / 64.82cwt



Autoquest 155

No. of berths / seats with designated seatbelts: 2 / 2
MTPLM: 3300kgs / 64.82cwt



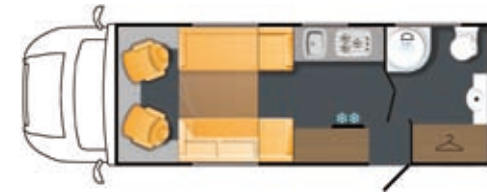
Autoquest 165

No. of berths / seats with designated seatbelts: 4 / 4
MTPLM: 3500kgs / 68.75cwt



Autoquest 175

No. of berths / seats with designated seatbelts: 2 / 2
MTPLM: 3300kgs / 64.82cwt



Autoquest 180

No. of berths / seats with designated seatbelts: 6 / 6
MTPLM: 3500kgs / 68.75cwt



Options for 2013 season

Cab Options:

- Upgrade to 130 bhp chassis cab (selected models, factory order only)*
- Walnut dash kit
- Cab blinds
- Cab air conditioning*
- Cruise control*
- Bluetooth connectivity*
- Cab passenger airbag*

Motorhome Options:

- Lux pack - includes Midi Heki, electric omnistep and leisure battery
- Midi (seal) Heki in lieu of standard 400mm rooflight
- Electronic omnistep in lieu of manual
- Thatcham category 1 motorhome alarm system
- Thatcham approved tracker system

- Witter tow bar
- Omnivent in lieu of 400mm rooflight
- Omnivent extractor fan rooflight
- Memory foam mattress
- Microwave oven
- Winter pack - includes fridge vent covers and tank heaters (fresh and waste)
- Dual fuel hob in lieu of standard 3 burner gas hob
- Alternative soft furnishings in Aquaclean® - A unique molecular coating is applied to Aquaclean® fabrics ensuring that even the toughest stains can be removed easily!
- Luxury day covers for fixed-bed models - includes 1 shaped duvet and 2 pillowcases and pillows, 2 co-ordinating scatter cushions and 1 co-ordinating throw
- Bike rack (2 bikes)
- Leisure battery
- Additional shelving pack



'Tia' upholstery standard in Autoquest



Optional 'Assina' Aquaclean® upholstery

*Subject to lead times and availability which will be checked at point of order

Specification, layouts and options



Please refer to the accompanying guide for latest prices, options and full technical specifications. For more information on the Elddis Autoquest range please visit: www.elddis.co.uk





All-new Aspire 265 shown in standard 'Botanique' Aquaclean® upholstery



Model shown: Aspire 215



Model shown: Aspire 240



Model shown: Aspire 255 shown with optional leather upholstery

Luxury isn't an option it comes as standard



aspire

The class-leading Elddis Aspire boasts a higher level of specification than any of its competitors...in fact, it's in a field of its own.


No other motorhome has such style, inside and out, at such an affordable price.

Every detail of the Aspire has been designed to meet the most exacting demands. Striking, sophisticated style, unrivalled driving performance, class-leading craftsman-built quality and hi-tech innovation – all at a competitive price with no hidden extras.

From the makers of Britain's best-selling motorhome, meet the new breed of luxury leisure vehicle!



All Elddis caravans and motorhomes are engineered and built using our unique and exclusive SoLiD technology

 All Elddis Aspire models have been awarded Grade III Thermal Insulation for safe and comfortable touring in all weather conditions

 Only Elddis motorhomes provide a passenger seatbelt for every designated berth. Think safety, think Elddis!

 All Elddis Aspire models come with European Whole Vehicle Type Approval

 1 UNIQUE & EXCLUSIVE NEW LAYOUT FOR 2013 SEASON





Class-leading 175L Smart-Energy fridge-freezer



A place for everything, with practical and stylish storage solutions



Experience the Aspire's class-leading Alde central and water heating system which runs on gas, electric or both



The Aspire kitchen boasts more specification than any of its competitors

Take a closer look at the detail exclusive to *aspire*

Key features & benefits

- Class-leading and outstanding drive performance provided by a Peugeot Boxer 2.2 130 bhp HDi Turbo Diesel (except 215 which is 110 bhp) for better fuel efficiency with six speed gear box and Euro 5 engine with reduced emissions
- **NEW** Class-leading Alde 24-hr programmable central and water heating system runs on gas, electric (up to 3KW) or both with digital display and enroute heating
- Class-leading cab air conditioning with internal and external temperature display
- Class-leading cruise control
- Class-leading high level rear view camera with night-time vision
- Thatcham category one alarm
- Stylish alloy wheels
- **NEW** One piece GRP silver sides for ultimate resistance to minor damage
- **NEW** Avtex 16" LCD flat screen TV with integrated DVD player, built-in Freeview, CD player, USB port (which can be used to record and playback programmes), 2 HDMI inputs and PC monitor
- Radio/CD with steering wheel mounted controls and MP3 and Bluetooth connectivity
- Class-leading driver and passenger airbags
- Swivelling passenger and driver seats (215, 255, 265)
- All cab seats have habitational reading lights
- Class-leading 90L fresh water tank with manual water fill system
- Waste water tank 70 litre
- **NEW** Class-leading and unique GRP underskin to motorhome floor - providing a water resistant barrier
- Spare wheel and tyre as standard
- Class-leading Sky-view® opening cab sunroof with blind
- Class-leading pleated windscreen and side cab window blinds
- Exquisite interior design and luxurious 'Botanique' Aquaclean® sprung upholstery, with co-ordinating scatter and bolster cushions as standard
- Class-leading sumptuous 'Boston Walnut' craftsman built cabinetry with feature curved cream doors in a 24mm class-leading locker construction, with removable shelves and positive locking
- Class-leading 100% LED interior lighting, saving up to 80% battery consumption
- Class-leading luxury memory foam mattress with Coolmax® technology (fixed beds)
- Ceramic toilet with electric flush from on-board water tank for convenience
- Class-leading 175L Smart Energy fridge-freezer (240, 255, 265) 112L fridge freezer (215)
- Class-leading extractor fan above dual fuel hob (800W electric hotplate, three gas burners and durable glass cover / additional worktop) spark ignition
- 800W black gloss finish microwave, fully ventilated, with microwave isolation switch
- Class-leading multi-speed omnivent (extracts and blows air)
- External satellite point, 12V outlet with solar panel connectivity, aerial point and 230V external socket

aspire

What our Customers say:

"We've had six brand new motorhomes - but the Aspire supercedes them all by miles"

"Luxury certainly does come as standard. Absolutely stunning motorhome and Elddis service is first class"

"What a brilliant motorhome!"





Craftsman-built with attention to every detail



Digital control panel with time, battery and on-board water status



Class-leading extractor fan



Class-leading 100% LED interior lighting, saving up to 80% battery consumption

Comfort

- **NEW** Class-leading Alde 24-hr programmable central and water heating system runs on gas, electric (up to 3KW) or both with digital display and enroute heating
- Class-leading GRADE III THERMAL INSULATION for guaranteed all weather comfort
- Swivelling passenger and driver seats (215, 255, 265)
- All cab seats have habitational reading lights
- Class-leading luxury memory foam mattress with Coolmax® technology (fixed beds)
- LED concealed mood lighting, above and beneath lockers, under the work surface, and at floor level all with dimmer switches
- Class-leading double-glazed privacy tint opening windows with night ventilation position and acrylic feature panels
- Fixed beds now measure up to 6'4" with co-ordinating headboard for greater comfort and style
- High bed frame with easy-lift gas struts for improved-access storage (fixed beds)
- 'Chocolate' bamboo-effect easy clean heavy-duty vinyl flooring
- Seat backrest ventilation boards for even heat distribution
- Removable entrance mat

Style

- Stylish alloy wheels
- **NEW** One piece GRP silver sides for ultimate resistance to minor damage
- Class-leading polished domestic stylish curtain poles
- Class-leading pleated blinds and fly screen to habitational windows
- Exquisite interior design and luxurious 'Botanique' Aquaclean® sprung upholstery, with co-ordinating scatter and bolster cushions as standard
- Brushed stainless steel injection moulded cab vent covers
- Luxurious deep 'Snow White' durable worktops
- Class-leading sumptuous 'Boston Walnut' craftsman built cabinetry with feature curved cream doors in a 24mm class-leading locker construction, with removable shelves and positive locking
- Rear panel with integral lights
- Luxury deep pile 'Santorini' carpet with anti slip press studs
- Entrance door, with window blind, flyscreen and waste bin
- Rear mud flaps
- Awning light

Cook

- Class-leading 175L Smart Energy fridge-freezer (240, 255, 265), 112L fridge freezer (215)
- Class-leading extractor fan above dual fuel hob (800W electric hotplate, three gas burners and durable glass cover / additional worktop) spark ignition
- 800W black gloss finish microwave, fully ventilated, with microwave isolation switch
- Class-leading multi-speed omnivent (extracts and blows air)
- Substantial pull-out kitchen storage baskets (selected models)
- Pull-out worktop extension (255, 265)
- Dedicated cutlery tray
- Removable spice rack and utensil storage
- Domestic size separate oven and grill with spark ignition and dedicated pan storage cupboard (2 shelves and oven light)
- Black enamel sink with chopping board and drainer with dedicated storage
- Polished chrome fittings and taps
- Modern anthracite kitchen splashback
- Well lit kitchen work area

Entertain

- **NEW** Avtex 16" LCD flat screen TV with integrated DVD player, built-in Freeview, CD player, USB port (which can be used to record and playback programmes), 2 HDMI inputs and PC monitor
- **NEW** Avtex high gain, omni-directional aerial with FM, AM, MW & LW - receives digital and analogue signal
- USB charging point
- Illuminated cocktail cabinet with wine bottle and glass holders
- TV points with dedicated locations for comfortable viewing (230V, 12V, satellite and aerial connection)
- Class-leading dedicated area for Freeview/Satellite connection (box not included)
- **NEW** Class-leading 4 drawer chest unit with pull-out table for occasional dining (Aspire 240)
- Dining table

Wash

- Ceramic toilet with electric flush from on-board water tank
- Class-leading 90L fresh water tank with manual water fill system
- Waste water tank 70 litre
- Heated towel rail in the bathroom
- Luxurious bathroom with granite effect sink and tile effect fully lined separate shower cubicle
- Domestic style bathroom door with high quality privacy lock
- Polished chrome fittings, mixer taps and separate shower taps
- Domestic style bathroom cabinet
- Multi-positional rooflight with flyscreen and blind
- Illuminated vanity mirror in bathroom

Drive

- Class-leading outstanding drive performance provided by a Peugeot Boxer 2.2 130 bhp HDi Turbo Diesel (except 215 which is 110 bhp) for better fuel efficiency with six speed gear box and Euro 5 engine with reduced emissions
- Class-leading cab air conditioning with internal and external temperature display
- Class-leading cruise control
- Class-leading high level rear view camera with night-time vision
- Class-leading driver and passenger airbags
- Class-leading spare wheel and tyre
- Class-leading pleated windscreen and side cab window blinds
- Remote central locking to cab and habitation door via key fob (can operate the habitational door independantly)
- Upholstered cab seats with armrest, position, height and rake adjustment
- Radio/CD with steering wheel mounted controls and MP3 and Bluetooth connectivity
- Air-top adjustable air suspension (265 model only) for adjustable weight distribution
- Immobiliser with unique code
- High level brake light
- Side marker lights
- Electrically operated tinted cab windows and mirrors
- ABS brakes with emergency braking assistance
- Variable power steering with adjustable steering wheel position
- Removable cab carpet
- Lockable central storage box
- 12V DIN socket - for 12V power supply from the cab
- Door pockets, bottle holders and map holder
- Headlamp height adjustment

Practical

- Class-leading Thatcham® category one alarm
- **NEW** Class-leading and unique GRP underskin to motorhome floor - providing a water resistant barrier
- Class-leading Sky-view® opening cab sunroof with blind
- External satellite point, 12V outlet with solar panel connectivity, aerial point and 230V external socket
- Seatbelts with height adjustable function meaning the seatbelt can be adjusted for adult or child (not suitable for all baby seats)
- Class-leading 100% LED interior lighting, saving up to 80% battery consumption
- Large Heki tilting panoramic rooflight with pleated blind and separate flyscreen
- Digital control panel with time, battery and on-board water status
- Electric entrance step with auto retract
- ICS controller with dimmer function to main lights
- Wardrobe light with sensor
- Carbon Monoxide (CO) alarm
- Smoke alarm
- Full height mirrors with feature surround & light
- Fixing points for rear mounted 2 cycle 'Fiamma' CB Pro Hymer
- Compartment for 2 gas bottles, with fitted gas regulator
- 300 Watt charger / 16 Amp transformer with automatic intelligent battery control to prevent vehicle battery drain
- Class-leading fully protected mains electric system with up to five 230V sockets - more than any other motorhome manufacturer
- 25m mains hook-up cable
- 100 Amp leisure battery
- Class-leading and unique 170° hinges for walk-in effect wardrobes with up to three hanging rails
- Exterior access battery box with mains electric inlet
- Easy-lift pull out seat bases with gas struts for convenient bed make up and improved-access to storage
- Isolation taps for gas appliances

Options for 2013 season

Cab Options:

- Leather cab seats
- Upgrade to 3.5T and 130 bhp (Aspire 215 only)*
- Upgrade to 4.0T (Aspire 240 and 255)*

Motorhome Options:

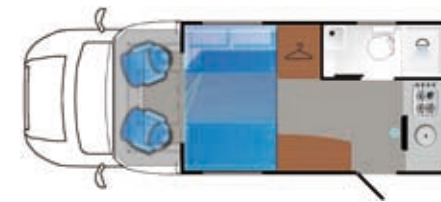
- **FREE** 200Kg Personal Effects Payload Upgrade (available on all models except Aspire 265)
- Roof rack and ladder
- Witter tow bar
- Leather upholstery (fixed bed models only, in lieu of standard upholstery incl. cab seats)
- Winter pack - includes fridge vent covers and tank heaters (fresh and waste)
- Telemetry link to Alde central heating

- Wraparound rear lounge seating (Aspire 240 only)
- Suretrack® Thatcham approved category 7 tracker (incl. first 12 months subscription)
- Roll out awning 3.5mtr including awning seal (Aspire 215)
- Roll out awning 4.5mtr including awning seal (Aspire 240, 255 and 265)
- Heki 4 electronic rooflight in lieu of Heki 2 (must not be taken in conjunction with air con)
- Air conditioning (must not be taken in conjunction with Heki 4 rain sensor)
- Luxury day covers for fixed-bed models - includes 1 shaped duvet and 2 pillowcases and pillows, 2 co-ordinating scatter cushions and 1 co-ordinating throw
- Sprung mattress in lieu of memory foam mattress
- Bike rack (2 bikes)
- Additional shelving pack

Room

Aspire 215

No. of berths / seats with designated seatbelts: 2 / 2
MTPLM: 3500kgs / 68.75cwt



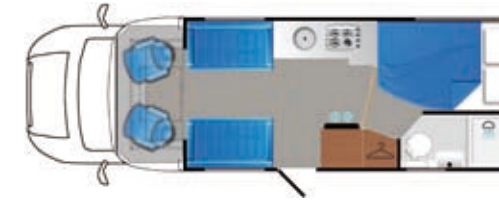
Aspire 240

No. of berths / seats with designated seatbelts: 2 / 2
MTPLM: 3700kgs / 72.67cwt



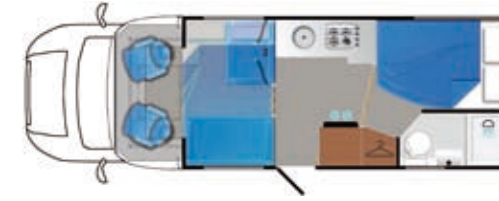
Aspire 255

No. of berths / seats with designated seatbelts: 2 / 2
MTPLM: 3700kgs / 72.67cwt




Aspire 265

No. of berths / seats with designated seatbelts: 4 / 4
MTPLM: 3850kgs / 75.62cwt



'Botanique' Aquaclean® upholstery as standard



Optional 'Cardinal Mirage' leather upholstery

*Subject to lead times and availability which will be checked at point of order

aspire

Specification, layouts and options



Please refer to the accompanying guide for latest prices, options and full technical specifications. For more information on the Elddis Aspire range please visit: www.elddis.co.uk






THE REVOLUTIONARY CONSTRUCTION SYSTEM FOR A NEW GENERATION OF MOTORHOME

exclusive to



Elddis



In partnership with **Henkel** the world renowned structural bonding specialists

The 2013 Elddis Autoquest and Aspire ranges, options and accessories are now available exclusively at our national network of approved retailers. Visit www.elddis.co.uk to find your nearest specialist supplier and to see 360° virtual tours, product reviews, news, offers and much more...

www.elddis.co.uk connect with us



Every Elddis Autoquest and Aspire proudly carries the National Caravan Council (NCC) approved badge of quality. Autoquest and Aspire are trademarks of The Explorer Group Limited. Company Registration No. 02433663 England & Wales. This brochure does not constitute an offer by Elddis. Elddis reserves the right to, and does alter from time to time, technical specifications, prices and model ranges as materials, model improvements and conditions require, and can accept no responsibility for discrepancies between these and subsequent models shown. This brochure is for guidance purposes only. Please be sure to check our full current and technical specifications with your retailer before placing your order. Please note that Approved Retailers are not the agents of Elddis. Accordingly they have no authority to bind Elddis or to make any representation or undertaking whatsoever on behalf of Elddis. Props shown in this brochure are for photographic purposes only and are not included in the specification. Bed covers and additional scatter cushions shown are for demonstration purposes only, similar co-ordinating sets are available to purchase from your Elddis retailer. Elddis products are covered against water ingress damage for 10 years from the original date of purchase of a new product. This applies to water ingress through any permanently sealed seam joints. If you purchase this vehicle as a used vehicle it may be possible to transfer the unexpired term of the warranty cover (up to a maximum of six years commencing at the original date of purchase from new). Full Terms and Conditions, including service intervals and exclusions can be found on the Elddis website www.elddis.co.uk or by telephoning the Elddis Customer Care Team.

Elddis | Delves Lane | Consett | County Durham | DH8 7PE | Tel: 01207 699 000