

Alpine 2 Alpine 4 Musketeer TD Major 4 Major 4 FB Major 6 Quattro FB

	Alpine 2	Alpine 4	Musketeer TD	Major 4	Major 4 FB	Major 6	Quattro FB
Berths	2	4	5	4	4	6	6
Number of Axles	1	1	1	1	1	1	2
Internal Length (at bed box height)	4.34m / 14' 3"	4.74m / 15' 7"	4.74m / 15' 7"	5.29m / 17' 4"	5.29m / 17' 4"	5.60m / 18' 4"	6.27m / 20' 7"
Overall width	2.23m / 7' 4"	2.23m / 7' 4"	2.23m / 7' 4"	2.23m / 7' 4"	2.23m / 7' 4"	2.23m / 7' 4"	2.23m / 7' 4"
Overall Height (inc. TV aerial) *	2.64m / 8' 8"	2.64m / 8' 8"	2.64m / 8' 8"	2.65m / 8' 8"	2.65m / 8' 8"	2.65m / 8' 8"	2.62m / 8' 7"
Maximum Internal Headroom	1.95m / 6' 5"	1.95m / 6' 5"	1.95m / 6' 5"	1.95m / 6' 5"	1.95m / 6' 5"	1.95m / 6' 5"	1.95m / 6' 5"
Overall Length	5.99m / 19' 8"	6.39m / 21' 0"	6.39m / 21' 0"	6.93m / 22' 9"	6.93m / 22' 9"	7.25m / 23' 9"	7.92m / 26' 0"
Awning A/A Dimension	8.73m / 28' 8"	9.14m / 30' 0"	9.14m / 30' 0"	9.68m / 31' 9"	9.68m / 31' 9"	9.99m / 32' 9"	10.66m / 35' 0"
Mass in Running Order (inc. tolerance)	1013kg / 19.9cwt	1047kg / 20.6cwt	1079kg / 21.2cwt	1147kg / 22.6cwt	1147kg / 22.6cwt	1234kg / 24.3cwt	1361kg / 26.8cwt
Maximum Technical Permissible Laden Mass	1164kg / 22.9cwt	1222kg / 24.1cwt	1264kg / 24.9cwt	1327kg / 26.1cwt	1327kg / 26.1cwt	1437kg / 28.3cwt	1571kg / 30.9cwt
Total User Payload	151kg / 3.0cwt	175kg / 3.4cwt	185kg / 3.6cwt	180kg / 3.5cwt	180kg / 3.5cwt	203kg / 4.0cwt	210kg / 4.1cwt
Personal Effects Payload	121kg / 2.4cwt	145kg / 2.9cwt	155kg / 3.1cwt	150kg / 3.0cwt	150kg / 3.0cwt	173kg / 3.4cwt	180kg / 3.5cwt
Tyre Size	175 R14C 99 Q	185 R14 102 Q	185 R14 102 Q	185 R14 102 Q	185 R14 102 Q	185 R14 102 Q	175/65 R14 86T
Thermal Insulation Grade	THREE	THREE	THREE	THREE	THREE	THREE	THREE
Front Double	202cm x 180cm / 6'8" x 5'11"	202cm x 128cm / 6'5" x 4'2"	202cm x 128cm / 6'8" x 4'2"	202cm x 142cm / 6'8" x 4'8"	202cm x 142cm / 6'8" x 4'8"	202cm x 170cm / 6'8" x 5'7"	202cm x 180cm / 6'8" x 5'11"
Or Front Nearside Single	190cm x 72cm / 6'3" x 2'4"						180cm x 72cm / 5'11" x 2'4"
And Front Offside Single	180cm x 72cm / 5'11" x 2'4"						190cm x 72cm / 6'3" x 2'4"
Rear Double		189cm x 132cm / 6'2" x 4'4"	192cm x 132/120cm / 6'4" x 4'4"/3'11"	194cm x 132cm / 6'4" x 4'4"	192cm x 132cm / 6'4" x 4'4"		192cm x 132cm / 6'4" x 4'4"
Side Single Offside						180cm x 83cm / 5'11" x 2'9"	180cm x 62cm / 5'11" x 2'0"
Side Single Nearside			192cm x 68cm / 6'4" x 2'3"				
Side Bunk Nearside			180cm x 59cm / 5'11" x 1'11"				
Side Bunk Offside						176cm x 59cm / 5'9" x 1'11"	176cm x 59cm / 5'9" x 1'11"
Side Fixed Bunks						183cm x 57cm / 6'0" x 1'10"	



Swift Caravans
Dunswell Road, Cottingham
East Yorkshire HU16 4JX
Tel 01482 847332
Fax 01482 841042
email enquiry@swiftgroup.co.uk

For more information and to find your nearest retailer visit us at www.swiftgroup.co.uk

All models are covered by a ten-year bodyshell integrity warranty and come with a three-year SuperSure manufacturer's warranty. See www.swiftgroup.co.uk or more details including extra pictures, videos, reviews and much more.



This brochure does not constitute an offer by Swift Group Limited (Swift). Swift reserves the right to alter specifications and prices at any time as materials and conditions demand. Distributors and dealers sell Sprite products on their own account and not as agents of Swift. Accordingly, they have no authority to bind Swift or to make any representation or undertaking whatsoever on behalf of Swift. All preps are for photographic purposes only and are not included in the specification. Issued August 2012



WEIGHTS: The method of calculating the Mass in Running Order (MRO) and user payload figures has changed in order to bring it in line with European Vehicle Directives.

Allowances for essential equipment (e.g. gas cylinders) previously allowed for in the user payload are now contained within the MRO. A provision for a leisure battery which used to be within the essential equipment payload has now been included within the personal effects payload allowance.

Although the method of calculation has changed, the overall effect is that the amount of payload available to the customer has remained the same, it is just calculated in a different manner.

BED SIZES: Please note that the front double bed sizes quoted are for seating configurations without a chest of drawers. The front double bed width for a layout with a chest of drawers fitted, will be reduced by 0.4m(1'4") from that stated.

AWNING SIZES: Due to varying awning designs and sizes the awning sizes given are approximate only. Specific awning sizes must be confirmed by your dealer or awning manufacturer prior to purchase.

* The dimensions given are approximate due to slight variations in suspension ride heights, loading conditions and tyre pressures. Customers should verify the actual dimensions of their touring caravan before committing to anything that could be impacted by these dimensions.






Sprite Caravans

www.swiftgroup.co.uk



TC2121/07/12



**New look.
Same
passion.**

Sprite

Back in 1949, Sam Alper developed the first Sprite caravan and since then Sprite has remained the name everyone associates with style, lightweight, affordable price and reliability - the ideal first new caravan.

Built by the market leading Swift Group, the 2013 Sprite range continues this ethos and offers even better value for money. Using the same components as the Group's more expensive models Sprite now offers a wider range of factory fit and dealer fit options which enable you to choose the final specification and price.



All Swift Group tourers are fitted with the self powered Tracker Retrieve system. This is one of the most effective tracking systems available, recognised by all police forces. Powered by its own battery it is ideal while the caravan is in use or in storage. Activation of the system is via a specially negotiated annual subscription.



1. New Optional panoramic sunroof
2. Step on hitch cover for easy cleaning of the front windows
3. Separate shower mixers with adjustable head positions

Sprite Plus Points

You can be reassured when you buy a Sprite Caravan that they all come with the following market leading features

- European Whole Vehicle Type Approval ensures compliance with strict weight, dimension and safety regulations
- EN1645 Grade 3 classification for heating and thermal insulation
- 1.95m (6'5") headroom
- One-piece, 5000 Series marine grade aluminium sidewalls
- Higher tyre rating - a minimum of 150kg extra load margin at 130kph (law permitting)
- Step-on hitch cover for easy access to clean front
- TV station with 230V, 12V and aerial sockets
- Bed make-up system with slats retained on track (model specific)
- Seat bases with spaceframe construction, full front access and space for larger items
- Front chest of drawers with convenient slide-out extending top (model specific)
- Dining table suitable for full-size place settings
- Positive overhead locker catches for secure loading
- 3 burner gas hob with electronic ignition
- High flow rate in-board pump with chrome finish brass taps for reliable, high performance water supply
- Separate shower mixers with adjustable head positions
- High impact, scratch resistant floor lino
- New Thatcham approved tracker fitted as standard

Additional Features

Exterior

- Fuel saving aerodynamic front in closed-mould GPP with wide front door
- Full height moulded ABS rear panel
- Fully bonded roof for extra strength and flatness
- Semi-recessed body colour awning rail both sides
- Overall body width 2.25m/7'4½"
- AL-KO galvanised steel chassis with Euro-axle
- AL-KO Euro overrun device with two-way assisted handbrake
- 13-pin 'Jaeger' 12V car connector
- Status 530 directional digital and analogue TV aerial
- Fully double-glazed opening windows (no single-glazed cold areas)
- New LED awning light
- Exterior two-part door with interior moulded liner
- Exterior access battery box with mains electric inlet (battery not included)
- Entrance step
- 25mm 'sandwich' sidewalls with HD polystyrene insulation core

- 32mm 'sandwich' roof with HD polystyrene insulation core
- 44mm 'sandwich' floor with high rigidity Styrofoam core
- Fixing points for rear-mounted cycle rack

Interior

- Mali Acacia woodgrain and contrasting mouldings
- Granite effect kitchen sink with removable extension drainer with dedicated storage
- Cutlery drawer on smooth-action steel runners
- Wire basket in kitchen cupboard
- Beech slat seat and bed bases with sprung hinged tops for extra comfort and easy access
- Multi-directional clear rooflights in kitchens and bedrooms
- Cassette flyscreens and blinds on all windows
- Multi-directional clear rooflights in kitchens and bedrooms
- Twin curtain track for improved hanging and ease of use
- Sprung interior mattresses in fixed bed models



- Fixed beds with steel bed frames to maximise strength and storage space
- Seat and backrest ventilation boards
- Two bolster cushions
- Removable carpets (not washroom)
- Retained embroidered entrance mat
- Thick washroom doors with domestic style locks and handles
- Chrome finish crockery rack

Equipment

- New Truma Dual Fuel Combi boiler combining blown air central heating and hot water delivery
- 25 metre mains hook-up cable
- User-friendly large 12V control panel with battery selection, battery state meter and water pump circuit control
- Inboard semi-rigid fresh water pipes
- Large bore underslung rigid waste pipes
- Fully protected mains electric system
- 25 Amp switchmode charger/transformer
- New generation of Thetford 113lit fridge with electronic ignition and LED controls
- Thetford C260 toilet with electric flush and 18 litre wheeled waste tank

- Thetford 3 burner hob, oven and separate grill
- Glass hob lid with safety cut-out feature
- Blown air ducted heating
- Gas regulator for Propane and Butane mounted on front bulkhead
- Isolation taps for gas appliances
- Halogen ceiling lights in living and washroom areas
- Halogen adjustable downlights in lounge/sleeping areas
- Four 230V sockets including twin in front shelf 'pod' (model specific)
- 25 metre mains hook-up cable

Safety and Security

- Smoke alarm
- CRIS identity number etched to windows and caravan chassis
- Concealed security data chip within caravan construction
- Carbon monoxide detector
- New Thatcham approved Tracker fitted as standard

Diamond Pack

- Alloy wheels
- AL-KO AKS 3004 Stabiliser
- AL-KO Secure wheel lock receiver (two on Quattro)
- Steel spare wheel
- Door flyscreen with easy concertina action
- Radio/CD/MP3 player with iPod connection
- Two scatter cushions

Factory-fit Options

- New Panoramic front sunroof
- AL-KO ATC trailer stability control
- Alternative fabric scheme

Dealer-fit Options

- Alarm system (infra-red with tilt sensor and key-fob operation)
- AL-KO Secure wheel lock
- AL-KO side lift jack
- Wrap-around seating in addition to chest of drawers
- Built-in microwave oven

Find a model



To find a Sprite demonstration model visit swiftgroup.co.uk



Home



Previous



Next



Show Menu



Print



Zoom In



Zoom Out



Save



Find a model
Find a Sprite demonstration model



Swift TV
View exclusive video content online



Stay informed
Sign up to our Swift Group newsletter



Go Social
Social Network for Caravan Enthusiasts