



Powered by the greener
and more fuel efficient
Euro 5 Engine



Kon-tiki

www.swiftgroup.co.uk



Swift Motorhomes
Dunswell Road, Cottingham
East Yorkshire HU16 4JX
Tel 01482 847332
Fax 01482 841042
email enquiry@swiftgroup.co.uk

For more information and to find
your nearest retailer visit us at
www.swiftgroup.co.uk

Swift Group Ltd provides a ten year bodyshell integrity warranty and a three year manufacturers warranty on the coachbuilt element of the motorhome - see www.swiftgroup.co.uk for more details. Terms and conditions apply.
Fiat provide a three-year warranty for the base vehicle and three-year pan European Camper Assistance, road side assistance and breakdown cover operated in conjunction with the RAC, ask your dealer for more details.



MH2090/08/12

This brochure does not constitute an offer by Swift Group Limited (Swift). Swift reserves the right to alter specifications and prices at any time as materials and conditions demand. Distributors and dealers sell Swift products on their own account and not as agents of Swift. Accordingly, they have no authority to bind Swift or to make any representation or undertaking whatsoever on behalf of Swift. All props are for photographic purposes only and are not included in the specification. Issued September 2012



The specification of this luxury range of motorhomes is so complete, they are only missing one thing..... You.

The ultimate in design, specification and performance, the 2013 Kon-tiki takes sole spot at the pinnacle of the market leading Swift Group range of motorhomes.

From the silver exterior with toned and matching graphics, to the all new Italian Ash wood grain effect interior with cream and chrome inlays to the locker doors, the new Kon-tiki is simply stunning.

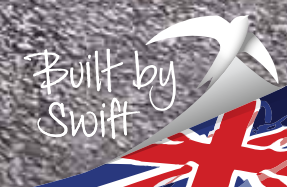
Kon-tiki. The ultimate choice made easy.



Powered by the greener and more fuel efficient Euro 5 Engine

FREE
Swift Group
Backed
Warranty

10 YEAR
Bodyshell integrity
warranty





Improved kitchens, upgraded security, exclusive touch screen digital controls for the Alde heating and hot water system programmable over 24 hours, are just a few of the upgrades.

Built on the AL-KO TAG axle double floor chassis, Kon-tiki's are powered by either the standard 150bhp Euro5 engine with Variable Geometry Turbo (VGT) or optional 3 litre 180bhp Fiat VGT. Both are available with the Comfort-Matic automatic gearbox for the ultimate driving experience.





Features

Kon-tiki models come with an impressive array of features as standard so all you need to add is you.

Swift Plus Points

You can be reassured when you buy a Swift Motorhome that they all come with the following market leading features

- European Whole Vehicle Type Approval ensures compliance with strict weight, dimensions and safety regulations
- Cab battery isolation switch to prevent discharge in storage
- Driver and passenger airbags
- Concertina windscreen blind and side window blinds
- Cab carpet (removable)
- Heavy duty rear chassis members ready for optional towbar
- Spare wheel and tyre
- One-piece, 5000 Series marine grade aluminium side-walls finished in white
- Full GRP rear panel with high-level brake light and camera housing
- Key fob operated remote central locking of cab doors and entrance door
- 44mm 'sandwich' floor with WBP plywood and Styrofoam insulation core
- Strong redwood body and floor framing
- Fixing points for rear-mounted cycle rack
- 12V exterior power point for pump filling of water tank (pump not supplied)
- Roof and wiring prepared for solar panel installation
- Easy-access eye-level consumer unit (Not 659)
- Dual fuel hob with 800W electric hotplate and 3 gas burners
- **New** Dometic 8-Series Refrigerator with automatic energy selection
- Granite-look GRP kitchen sink
- High impact, scratch resistant floor line
- Concertina action door flyscreen
- Removable carpets in living area
- Push-button locks on overhead locker doors
- **New** Thatcham approved tracker fitted as standard

Additional features

Chassis-Cab

- Fiat Euro5 150bhp, 2.3 litre Variable Geometry Turbo engine
 - 18% improvement in fuel economy and CO₂ emissions,
 - Up to 12% faster acceleration than Euro4 157bhp engine
- Fully integrated factory-fit 'infotainment' system with:
 - Factory-fit radio/CD/MP3 player with switch-off timing adjustable up to 3 hours
 - Steering wheel controls
 - Bluetooth mobile phone connectivity
 - USB iPod/MP3 device connection
- Cab air-conditioning
- Cruise Control
- Leather steering wheel (with radio controls) and gear knob
- Factory-fitted Burr-wood effect dashboard trim
- Metallic silver cab
- Driver and passenger seats both with:
 - Swivels
 - Height and rake adjustment
 - Two armrests
 - Fully upholstered covers
 - Base surrounds
- ABS brakes
- EBD (electronic brake force distribution)
- Immobiliser with rolling code
- Variable power steering
- Electric operated and tinted cab windows
- Electrically adjusted and heated wing mirrors fitted with direction indicators
- Headlamp height adjustment
- Adjustable steering wheel position
- Lockable (laptop PC size) central storage box
- Two 12V sockets

Body and Exterior equipment

- Fiat/AL-KO double floor, wide track chassis housing water tanks, plumbing, heating ducts and underfloor storage tray(s)
- Low-line models with 'Skyview' panoramic opening roof-window
- High-line models with large A-Class style aluminium framed, gas strut assisted over-cab bed
- Exterior access doors supported with gas struts for ease of operation
- Pull-out underfloor pannier locker for water hose and electric cable reels

- 16" Alloy wheels
- **New** Seitz high specification entrance door with secure 2-point locking, integral flyscreen and bin and stepwell light
- Flush fitting aluminium-framed double glazed opening windows
- Two opening windows in high-line overcab area
- Two Midi-Heki skylights with flynet and adjustable blind
- **New** LED exterior lights (two)
- Compartment for two 13kg gas bottles with fitted butane/propane regulator and propane hose with new 'Drivesafe' regulator
- Twin view colour reversing camera allowing use en-route
- One-piece GRP roof supported by 34mm sandwich construction
- Full length recessed awning
- Integrated longitudinal roof bars (load carrying cross bars and ladder optional)
- Strong extruded aluminium skirts
- Silver finished front bumper

Living Area

- Ergonomically shaped rear travelling seats
- Adjustable swivel-arm coffee table (669 & 679)
- Two-position front seating arrangement providing L-shape lounge or two forward facing travelling seats (669 & 679)
- **New** 'Italian Ash' woodgrain
- **New** 'Kieran' chenille standard fabric scheme; optional scheme in Impala stain resistant, easy clean fabric
- Moulded over-cab base with storage recesses in high-line models
- Moulded over-cab storage lockers in low-line models
- Swift Group 'spaceframe' locker construction
- Removable aluminium ladder to the over-cab bed in high-line models
- Bed mattresses and lounge bench seat cushions supported by beech slats for extra comfort
- Scatter cushions
- Seat backrest ventilation boards
- Free-standing table with dedicated storage location
- Cassette flyscreens and pleated blinds on all windows – **new** type designed to reduce rattles en route
- Domestic style mortice locks on washroom and wardrobe doors
- Removable stepwell mat

- Entrance doorway grab-handle
 - Smoke alarm
 - Carbon monoxide alarm
- ### Kitchen
- Kitchen extractor fan
 - **New** 190 litre Dometic 8-Series automatic energy selection fridge/freezer (110 Litre on 649 and 659)
 - 40 litre 230V/12V top access chest freezer in 659
 - Built-in microwave oven with digital controls in **new** stainless steel surround
 - Granite-look GRP kitchen sink with removable drainer and dedicated storage
 - **New** Back-lit acrylic splash back
 - Food grade nylon chopping board with dedicated storage
 - Chrome finish brass pillar tap with long spout
 - Thermostatic oven and separate grill
 - Dual fuel hob with 800W electric hotplate and 3 gas burners with electronic ignition and flame failure protection
 - Pull-out storage baskets
 - Crockery storage tray with moulded pockets and retaining straps

Washroom

- Shower cubicle
- Shower mat
- Lower cupboard with built-in washbasin
- Overhead storage locker
- Thetford C260 swivel cassette toilet with electric flush
- Chrome finish brass shower and mixer taps
- Skylight with flyscreen

Heating and Plumbing

- **New** Alde dual fuel radiator central heating and water heating with daily programming, **new** LCD control panel and 1KW, 2KW or 3KW setting
- **New** En route heating system utilising engine output to run radiators, providing cost free on road heating
- **New** Heated towel radiator
- 120 litre under-floor, insulated heated fresh water tank with level sensor
- 100 litre heated waste water tank with level sensor
- Large bore rigid waste pipes insulated for winter use
- Grade 3 classification (EN 1646-1) for heating and thermal insulation (for sub-zero ambient temperatures)
- Pressurised fresh water system with self-priming pump

Electrical

- Two 95 amp-hour (Dir 2006/66/EC) leisure batteries in underfloor compartment
- At least 7 mains 230V sockets (including two in cab area) (model specific)
- Dedicated cupboard space for satellite decoder with mains 230V and 12V sockets
- Two TV stations (except 659), at least one suitable for 19" TV
- Mains 230V supply via easy-access eye-level (not 659) consumer unit to sockets, fridge, microwave oven, combi-boiler and battery charger/transformer
- 25amp charger/transformer for leisure batteries
- Easy to use 12V control panel over doorway with touch controls for:
 - Vehicle/Leisure battery selection
 - Tank heaters and display of:
 - Tank levels
 - Vehicle and leisure battery state
- Ultra low energy lighting system:
 - LED spotlights and downlights
 - Over-locker low-wattage ambient lighting
 - Adjustable LED cab reading lights
 - Lighting in underfloor storage trays
 - Low-level night light
- Roof and cable preparation for aerial or satellite dish installation
- 25 metre mains hook-up cable

Options

- Upgrade to 180bhp, manual 3.0 litre VGT engine
- Comfort-Matic automatic gearbox and upgrade to 180bhp, 3.0 litre VGT engine
- Comfort-Matic automatic gearbox with 150bhp, 2.3 litre engine
- 'Impala' stain-resistant, easy-clean seating fabric with soft nubuck texture



Find a model

To find a Kon-Tiki display model visit swiftgroup.co.uk

1. Super low line AL-KO chassis giving superior ride and handling and double floor housing services
2. Fully integrated factory-fit Radio/CD/MP3 player, factory fitted Burr wood effect dashboard trim, leather steering wheel with radio CD control and leather gear knob
3. Ergonomically shaped rear travelling seats for passenger comfort
4. Optional 'Impala' stain-resistant, easy clean seating fabric with soft nubuck texture
5. Ultra low energy lighting system including, over locker ambient lighting, LED spotlights, low level night lights and adjustable cab reading lights
6. Twin view colour reversing camera allowing en-route use
7. **New** Alde radiator central heating with daily programming, LCD touch screen control, towel radiator in washroom and en route heating from the Alde heat exchanger
8. **New** Feature back lit acrylic wall panel in kitchen
9. **New** 190 litre Dometic 8 Series automatic energy selection fridge/freezer
10. Panoramic opening sunroof with spacious automotive style over cab lockers in low-line models
11. Two 95amp-hour (Dir 2006/66/EC) Leisure batteries in under floor compartment for greater independence
12. Pull out drawer for water hose and electric cable reels
13. Gas strut support for exterior access doors for ease of operation
14. Roof and cable preparation for aerial or satellite installation (Dish/aerial not included)
15. Full length recessed awning

AL-KO

Kon-tiki models come with a wide track AL-KO chassis which gives the advantage of a lower weight and therefore extra payload, a more rigid construction and improved ride and handling.

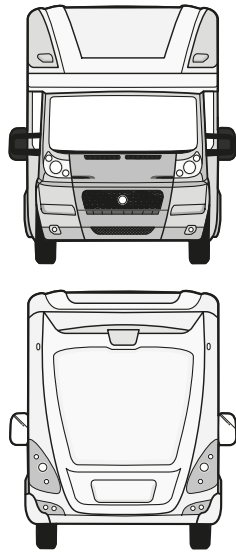
The Fiat/AL-KO chassis also has a double floor, housing water tanks, plumbing, heating ducts and underfloor storage tray(s)

Alde

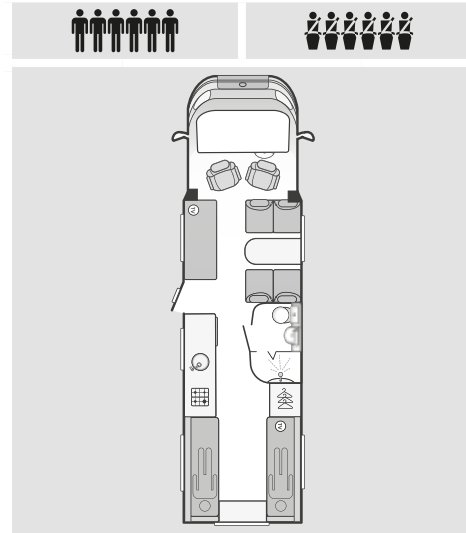
The Alde heating and hot water system fitted as standard in all Kon-tiki models features an exclusive, easy to use touch screen control panel for operation and can be programmed over 24 hours. All models also benefit from a heated towel radiator in the washroom.

TRACKER
secure • inform • protect

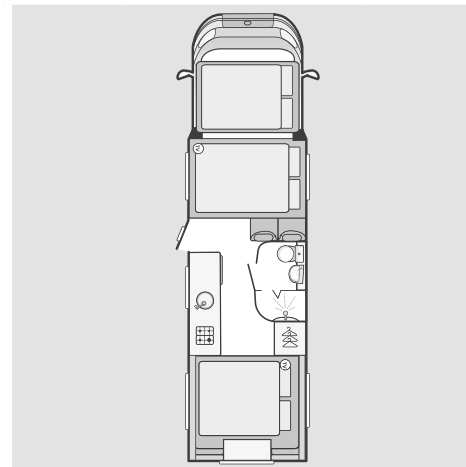
All 2013 Kon-tiki models are fitted with a Thatcham Approved Tracker Retrieve system as standard. Recognised by all UK Police forces, the unit is self powered and comes with an initial 3 month subscription which can be extended to 5 years on a single competitive payment.



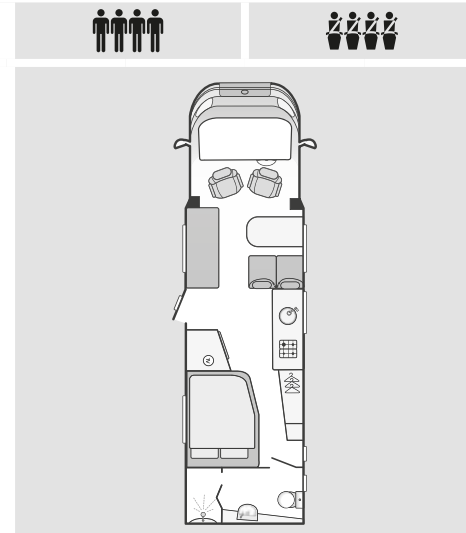
649



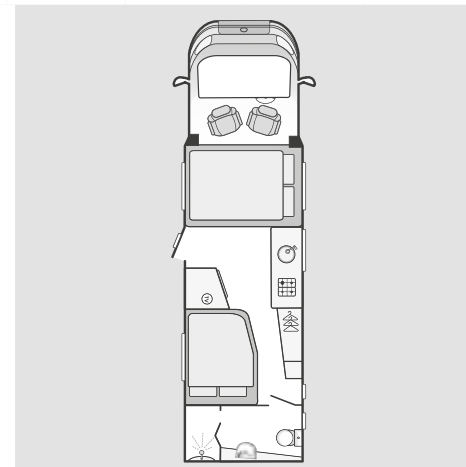
| | Standard | | Optional | |
|---|------------------------------|----------|-----------------|----------|
| | 150 | 150 Auto | 180 | 180 Auto |
| Fiat MultiJet Diesel Engine | 150 | 150 Auto | 180 | 180 Auto |
| Engine Capacity | 2287cc | | 2999cc | |
| Engine Power | 109kW @ 3600rpm | | 130kW @ 3500rpm | |
| Engine Torque | 350Nm @ 1500rpm | | 400Nm @ 1400rpm | |
| Roof Profile | Highline | | | |
| Wheel Base | 4.60m / 15'1" - 0.8m / 2'7" | | | |
| Seat belts (inc. driver) | 6 | | | |
| Berths (Sleeping Positions) | 6 | | | |
| Overall Length (Excluding Ladder) | 8.56m / 28'1" | | | |
| Overall Width (Mirrors Folded) | 2.35m / 7'8" | | | |
| Overall Height | 3.08m / 10'1" | | | |
| Maximum Technical Permissible Laden Mass (A) | 5000kg | | | |
| Mass in Running Order (B) | 4295kg | 4312kg | 4345kg | 4362kg |
| Maximum User Payload (A-B) | 705kg | 688kg | 655kg | 638kg |
| Essential Habitation Equipment | 9kg | | | |
| Thermal Grade Insulation | THREE | | | |
| Maximum Recommended Trailer Weight | 1000kg < 1600kg | | | |
| Gross Train Weight | 6000kg | | | |
| Front Double | 2.12m x 1.38m / 6'11" x 4'6" | | | |
| And Front Offside Single | | | | |
| Rear Double | 2.08m x 1.39m / 6'10" x 4'7" | | | |
| Rear Offside Single | 1.86m x 0.70m / 6'1" x 2'4" | | | |
| Rear Nearside Single | 1.88m x 0.70m / 6'2" x 2'4" | | | |
| Overcab Bed | 1.91m x 1.37m / 6'3" x 4'6" | | | |



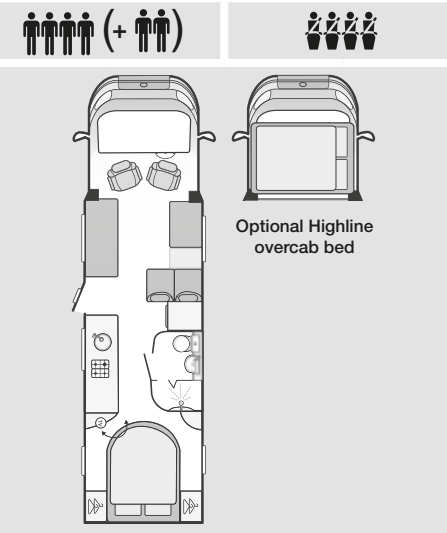
659



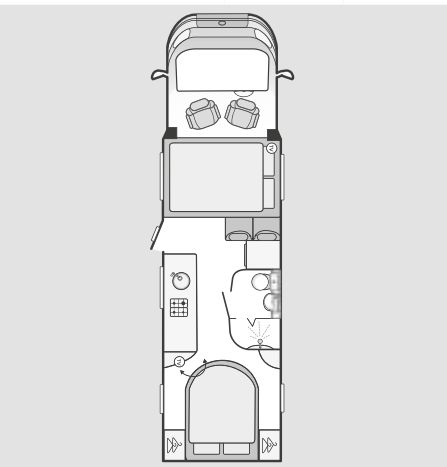
| | Standard | | Optional | |
|---|------------------------------|----------|-----------------|----------|
| | 150 | 150 Auto | 180 | 180 Auto |
| Fiat MultiJet Diesel Engine | 150 | 150 Auto | 180 | 180 Auto |
| Engine Capacity | 2287cc | | 2999cc | |
| Engine Power | 109kW @ 3600rpm | | 130kW @ 3500rpm | |
| Engine Torque | 350Nm @ 1500rpm | | 400Nm @ 1400rpm | |
| Roof Profile | Lowline | | | |
| Wheel Base | 4.60m / 15'1" - 0.8m / 2'7" | | | |
| Seat belts (inc. driver) | 4 | | | |
| Berths (Sleeping Positions) | 4 | | | |
| Overall Length (Excluding Ladder) | 8.56m / 28'1" | | | |
| Overall Width (Mirrors Folded) | 2.35m / 7'8" | | | |
| Overall Height | 2.98m / 9'9" | | | |
| Maximum Technical Permissible Laden Mass (A) | 5000kg | | | |
| Mass in Running Order (B) | 4135kg | 4152kg | 4185kg | 4202kg |
| Maximum User Payload (A-B) | 865kg | 848kg | 815kg | 798kg |
| Essential Habitation Equipment | 9kg | | | |
| Thermal Grade Insulation | THREE | | | |
| Maximum Recommended Trailer Weight | 1000kg < 1600kg | | | |
| Gross Train Weight | 6000kg | | | |
| Front Double | 2.12m x 1.38m / 6'11" x 4'6" | | | |
| And Front Offside Single | | | | |
| Rear Double | 1.92m x 1.36m / 6'4" x 4'6" | | | |
| Rear Offside Single | | | | |
| Rear Nearside Single | | | | |
| Overcab Bed | | | | |



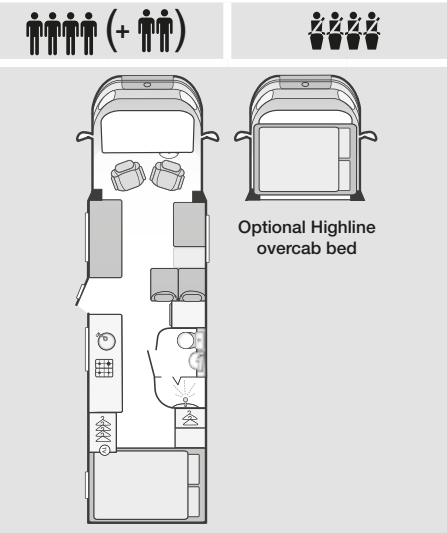
669



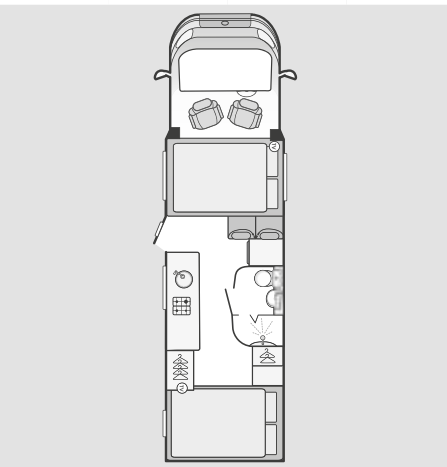
| | Standard | | Optional | |
|---|------------------------------|----------|-----------------|----------|
| | 150 | 150 Auto | 180 | 180 Auto |
| Fiat MultiJet Diesel Engine | 150 | 150 Auto | 180 | 180 Auto |
| Engine Capacity | 2287cc | | 2999cc | |
| Engine Power | 109kW @ 3600rpm | | 130kW @ 3500rpm | |
| Engine Torque | 350Nm @ 1500rpm | | 400Nm @ 1400rpm | |
| Roof Profile | Lowline | | | |
| Wheel Base | 4.60m / 15'1" - 0.8m / 2'7" | | | |
| Seat belts (inc. driver) | 4 | | | |
| Berths (Sleeping Positions) | 4 | | | |
| Overall Length (Excluding Ladder) | 8.56m / 28'1" | | | |
| Overall Width (Mirrors Folded) | 2.35m / 7'8" | | | |
| Overall Height | 2.98m / 9'9" | | | |
| Maximum Technical Permissible Laden Mass (A) | 5000kg | | | |
| Mass in Running Order (B) | 4230kg | 4247kg | 4280kg | 4297kg |
| Maximum User Payload (A-B) | 770kg | 753kg | 720kg | 703kg |
| Essential Habitation Equipment | 9kg | | | |
| Thermal Grade Insulation | THREE | | | |
| Maximum Recommended Trailer Weight | 1000kg < 1600kg | | | |
| Gross Train Weight | 6000kg | | | |
| Front Double | 2.08m x 1.38m / 6'10" x 4'6" | | | |
| And Front Offside Single | | | | |
| Rear Double | 1.86m x 1.30m / 6'1" x 4'3" | | | |
| Rear Offside Single | | | | |
| Rear Nearside Single | | | | |
| Overcab Bed | | | | |



679



| | Standard | | Optional | |
|---|------------------------------|----------|-----------------|----------|
| | 150 | 150 Auto | 180 | 180 Auto |
| Fiat MultiJet Diesel Engine | 150 | 150 Auto | 180 | 180 Auto |
| Engine Capacity | 2287cc | | 2999cc | |
| Engine Power | 109kW @ 3600rpm | | 130kW @ 3500rpm | |
| Engine Torque | 350Nm @ 1500rpm | | 400Nm @ 1400rpm | |
| Roof Profile | Lowline | | | |
| Wheel Base | 4.60m / 15'1" - 0.8m / 2'7" | | | |
| Seat belts (inc. driver) | 4 | | | |
| Berths (Sleeping Positions) | 4 | | | |
| Overall Length (Excluding Ladder) | 8.56m / 28'1" | | | |
| Overall Width (Mirrors Folded) | 2.35m / 7'8" | | | |
| Overall Height | 2.98m / 9'9" | | | |
| Maximum Technical Permissible Laden Mass (A) | 5000kg | | | |
| Mass in Running Order (B) | 4230kg | 4247kg | 4280kg | 4297kg |
| Maximum User Payload (A-B) | 770kg | 753kg | 720kg | 703kg |
| Essential Habitation Equipment | 9kg | | | |
| Thermal Grade Insulation | THREE | | | |
| Maximum Recommended Trailer Weight | 1000kg < 1600kg | | | |
| Gross Train Weight | 6000kg | | | |
| Front Double | 2.08m x 1.38m / 6'10" x 4'6" | | | |
| And Front Offside Single | | | | |
| Rear Double | 2.04m x 1.30m / 6'8" x 4'3" | | | |
| Rear Offside Single | | | | |
| Rear Nearside Single | | | | |
| Overcab Bed | | | | |



Optional High Line spec

For High-line overcab option the following specifications changes apply:

| | |
|----------------------------------|---------------------------|
| Berths (sleeping positions) | + 2 |
| Mass in Running Order | + 60kg |
| Maximum User Payload | - 60kg |
| Overcab Bed | 1.91m x 1.37m/6'3" x 4'6" |
| Overall Height | 3.08m/10'1" |
| All other specification as table | |

Notes

- The Maximum User Payload includes:
 - the conventional load (this is the allowance for passengers)
 - essential habitation equipment (items and fluids required for safe and proper functioning of habitation equipment)
 - optional equipment (items available from the manufacturer over and above the standard specification)
 - personal effects (those items not covered by the above)
- The Mass in Running Order is the mass of the unladen vehicle including a 75kg allowance for the driver plus engine coolants and 90% of the fuel tank, water tank and gas capacity.
- Please take care to ensure that you have allowed for the masses of all items you intend to carry in the motor caravan, e.g. passengers, optional equipment, essential habitation equipment and personal effects, such as clothing, food, pets, bicycles, sailboards, sports equipment etc.
- Warning - under no circumstances should the maximum technical permissible laden mass of this motor caravan be exceeded.

- Berths (sleeping positions)
- Seat belts (inc. driver)



Low-line models have the advantage of a sleeker, more aerodynamic profile housing a generous full-width overcab locker and a panoramic opening skyview window.



High-line models offer a cleverly-designed spacious overcab bed which features gas assisted struts, enabling it to be easily pulled down at night.

Find a model
 To find a Kon-Tiki display model visit
swiftgroup.co.uk