



Powered by the greener
and more fuel efficient
Euro 5+ Engine



PART OF THE SWIFT GROUP

Cottingham · East Yorkshire · United Kingdom

WWW.SWIFTGROUP.CO.UK

This brochure does not constitute an offer by Swift Group Limited (Swift). Swift reserves the right to alter specifications and prices at any time as materials and conditions demand. Distributors and dealers sell Swift products on their own account and not as agents of Swift. Accordingly, they have no authority to bind Swift or to make any representation or undertaking whatsoever on behalf of Swift. All props are for photographic purposes only and are not included in the specification. Issued October 2013



**AUTOCRUISE VAN CONVERSIONS
MADE TO MAKE YOU SMILE**

WWW.SWIFTGROUP.CO.UK

2014 MODEL RANGE



No.1 for SMILES

Autocruise is the No.1 choice for van conversions based on specification, value and layout options. There are seven models to select from including the all new, eye-catching, sporty Carrera 4.

Autocruise specialise exclusively in the design and manufacture of van conversion motorhomes and have the backing of the UK's leading leisure vehicle manufacturer, the Swift Group.

This backing shares the benefits of what is probably the most extensive research and testing program in the industry, from the materials and equipment used to simulated crash tests to prove the safety of the anchoring points for all passenger seats. Prototypes are put through conditions most products will never have to experience in a life time; all part of the Swift Group Ethos to deliver the best products to you.







Whether you need a vehicle for everyday use, holiday or business, the van conversion range is incredibly versatile. Compact and with car like driving qualities they are as much at home on the high street as on holiday.

Based on Peugeot Boxer or a Fiat Ducato, if you prefer an automatic engine, they are transformed to provide all the home comforts of larger coachbuilt models in a more manageable size. They have a very high specification and with new upgraded heating even achieve the Grade 3 standard for heating and thermal insulation.

JOIN US ONLINE

Social Network for Motorhome Enthusiasts
WWW.SWIFTGROUP.CO.UK





CARRERA 4

The all new, sporty Carrera 4 comes with a host of additional features over the standard range and is aimed at those who want to get out and about and experience new challenges.

The white exterior has eye-catching graphics, 16" alloy wheels, and privacy blacked out windows. A roof rack is ideal for carrying sporting equipment and a roll out canopy awning provides shade. A 40W solar panel tops up the leisure battery while you are on the go.



Inside the soft furnishings continue the sporty feel in black with an orange highlight strip and there is an enviable list of high specification features.

Gloss white locker doors with chunky chrome catches, chrome berker sockets, 'twirl' laminate and hessian effect furniture panels finish off the trendsetting feel. With dimmable overhead and under locker lighting and a 22" Avtex flatscreen TV with DVD, freeview and an Avtex aerial to ensure a good signal, you can kick back and relax wherever your adventure takes you.

FEATURES

You can be reassured when you buy an Autocruise Van Conversion that they all come with the following market leading features



TRACKER Retrieve has been chosen exclusively by Swift Group since 2013, to be fitted to all its motorhomes as one of the most effective tracking systems available. Powered by its own battery it is ideal while the vehicle is in use or in storage.



'Impala' is a luxury upholstery fabric that combines a soft velvet feel with outstanding cleaning results and exceptional durability.

'Impala' is available exclusively to the Swift Group.



With upgraded Truma heating all models meet the Grade 3 standard for heating and insulation.



Glamour Shield is the UK's official provider of Supagard™ paint and fabric protection solutions to the leisure vehicle industry and the only provider recommended by Swift Group. Supagard™ is only available as an optional extra.

Ask your dealer for details.

CORE RANGE

Key standard features

- European Whole Vehicle Type Approval ensures compliance with strict weight, dimension and safety regulations
- New** Grade 3 classification (EN 1646-1) for heating and thermal insulation (for sub-zero ambient temperatures)
- Adjustable LED reading lights for cab seats
- External connection point for portable satellite dishes
- Rain diverter over side entrance door
- New** Roll-out canopy awning as standard
- Fabric wall covering with stain resistant finish
- Height adjustable and swivelling driver and passenger seats with two armrests and base surrounds
- Electrically operated and tinted cab windows
- Electrically adjusted and heated door mirrors fitted with direction indicators
- Key fob operated remote central locking
- TV extending mounting bracket for 15" Flat-screen TV
- Status 550 directional TV aerial (Avtex on Carrera 4)
- Heki Panoramic roof light
- Electric side entrance step
- LED side entrance light
- Rear speakers
- Push-button positive catches on overhead locker doors
- 12 volt exterior power point for pump filling of water tank (pump not supplied)
- New** French Oak effect, high impact, scratch resistant floor lino
- Removable carpets in living area
- Removable cab carpet
- Gas bottle capacity 2 x 7kg; butane/propane regulator
- Body insulated with high performance 3M's 'Thinsulate'
- Spare wheel and tyre (Fix 'n' Go on Forte)
- Thatcham approved TRACKER Retrieve as standard

Please refer to additional specification for Carrera 4 differences

Additional features

Peugeot Boxer Panel Van

- Peugeot Euro 5+ 130bhp, 2.2 litre engine with 6-speed gearbox (Except Jazz and Rhythm Compact) 9% improvement in fuel economy, 7% lower CO₂ emissions than Euro 4 120bhp engine
- 110bhp, 2.2 litre Peugeot Euro 5+ engine with 6-speed gearbox standard in Jazz and Rhythm Compact
- Medium wheel base 3.3 tonne - Jazz, Rhythm Compact
- Long wheel base 3.5 tonne - Accent, Alto, Rhythm and Carrera 4
- Extra Long wheel base 3.5 tonne - Forte
- Light metallic blue paintwork (Bianca White on Carrera 4)
- Fully integrated factory-fit Radio/CD/MP3 player with switch-off timing adjustable up to 3 hours

- Driver and passenger airbags
- ABS brakes
- EBD (electronic brake force distribution)
- Immobiliser with rolling code
- Variable power steering
- Headlamp height adjustment
- Adjustable steering wheel position
- Lockable (laptop PC size) central storage box
- Two 12 volt sockets in cab

Living Area

- 'Italian Ash' wood grain with white high gloss finish to locker doors (except Carrera 4)
- 'Cordone' fabric scheme (except Carrera 4)
- Pleated windscreen blind and cab side window blinds
- New** Double glazed windows with cassette blinds and flyscreens
- Lap and diagonal seat belts on designated rear passenger seat(s)
- Mini Heki clear rooflight with flyscreen and blind
- Standard hot water system with shower and blown air heating system
- 3 burner hob with combination oven/grill (Jazz, Rhythm, Forte and Rhythm Compact)
- 2 burner hob and grill (Alto, Accent and Carrera 4)
- Space for optional microwave oven
- Dometic 80litre 230v/12v/gas fridge for Rhythm, Rhythm Compact, Accent, Forte and Carrera 4
- Waeco 72litre 230v/12v/ compressor fridge/freezer on Alto and Jazz
- Stainless steel sink with glass lid
- Waste bin (Not on Jazz and Forte)
- Chrome finish crockery rack (except Accent and Carrera 4)
- Bolster cushions on Rhythm, Rhythm Compact, Accent and Forte
- Main table with dedicated storage location
- Additional smaller table in Rhythm, Rhythm Compact and Accent
- Swing out table mechanism on Alto, Accent, Jazz, Forte and Carrera 4
- Gas strut lounge seat lid support in Rhythm, Rhythm Compact and Forte
- Smoke alarm
- Carbon monoxide alarm

Washroom

- Mirrored vanity cupboard and fold-away washbasin (Rhythm, Alto, Jazz and Rhythm Compact)
- Mirrored vanity cupboard and fixed washbasin (Accent, Forte and Carrera 4)
- Shower mixer with retainer
- Thetford cassette toilet with electric flush
- Multi-directional rooflight with flyscreen

Heating and Plumbing

- Upgraded** Dual fuel heating with Truma Combi 4 1.8kW electric/4kW gas/3.8kW combined
- Truma 'Crash Sensor Mono' regulator for en-route use of heating and water heating
- Insulated fresh water tank capacity 100 litres (Jazz, Forte and Rhythm Compact - 66 litres)
- Waste water tank capacity 66 litres (Jazz, Forte and Rhythm Compact - 40 litres)
- High capacity internal water pump
- Chrome finish brass taps

Electrical

- Fully protected mains electric system
- At least 3 230V sockets
- 25A charger/transformer
- Easy to read 12V control panel for:
 - Vehicle/Leisure battery selection
 - Water pump
 - Tank levels
 - Vehicle and leisure battery state
- Enhanced ultra low energy lighting system:
 - Over locker lighting
 - LED spotlights
- 75Ah AGM (Dir 2006/66/EC) accommodation battery in Accent, Rhythm, Rhythm Compact, Forte and Carrera 4
- 100Ah AGM (Dir 2006/66/EC) accommodation battery in Alto and Jazz
- TV station with aerial, 230V and 12V sockets
- 25 metre mains hook-up cable

Options




- Comfort-Matic automatic gearbox with Fiat Euro 5+ 130bhp, 2.3 litre Variable Geometry Turbo engine - (Only available in conjunction with Comfort Pack)
- Upgrade from 110bhp to 130bhp engine with 6-speed gearbox in Jazz and Rhythm Compact (Only available in conjunction with Comfort Pack)
- Special value Comfort Pack with:
 - Upgraded radio/CD player with Bluetooth mobile phone connectivity, USB iPod/MP3 device connection and steering wheel controls
 - Fog lights
 - Cab air-conditioning
 - Cruise control
 - Reversing sensors
 - Microwave oven
 - Burl Wood and silver dash kit
- Exclusive 'Impala' stain resistant, easy-clean fabric

CARRERA 4


Additional Carrera 4 Specification fitted as standard

- Bianca White paintwork with sport graphics
- Wing mirror protection covers
- Cab air-conditioning
- Cruise control
- Upgraded radio/CD player with Bluetooth mobile phone connectivity, USB iPod/MP3 device connection and steering wheel controls
- Front fog lights
- Rear parking sensors
- 16" Exclusive design alloy wheels
- Roll-out canopy awning
- 40W solar panel
- Roof rack with rear ladder access
- Privacy blacked out windows
- Hessian effect and gun metal furniture with gloss white locker doors
- 'Brooklands' black furnishing scheme
- Wall board finish in black
- Dimmable overhead and under locker lighting
- Microwave oven
- 22" Avtex Flat-screen TV with DVD and Freeview
- Avtex aerial
- Enhanced sound system
- Chrome finish 230V sockets
- Dual fuel heating with Truma Combi 4
- Lift-up rear bed centre section to allow cycle storage

- 12V exterior power point for pump filling of water tank (pump not supplied)
- Pleated windscreen blind and one-piece cab side window blinds
- Fog lights (part of Comfort pack - standard on Carrera 4)
- Upgraded radio/CD player with Bluetooth mobile phone connectivity and USB iPod/MP3 device connection and steering wheel controls
- Double glazed windows with cassette blinds and flyscreens
- Adjustable LED reading lights for cab seats
- Easy to read 12V control panel
- Truma 'Drivesafe' regulator for en-route use of heating and water heating
- Mini Heki clear rooflight with flyscreen and blind
- Microwave oven (part of Comfort pack - standard on Carrera 4)
- Swing out table mechanism on Alto, Accent, Jazz and Forte
- Locker construction with overhead lighting
- Rain diverter over side entrance door and LED entrance light
- Status 530 directional TV aerial
- Optional roll-out canopy awning
- Roof rack (Carrera 4 only)



AUTOCUISE SPECIFICATION



	RHYTHM COMPACT			JAZZ			RHYTHM				
Engine Power	110HDI	130 HDI	130 MJT Auto	110 HDI	130 HDI	130 MJT Auto	130 HDI		130 MJT Auto		
Engine Capacity	2.2L		2.3L	2.2L		2.3L	2.2L		2.3L		
Chassis	Boxer 330		Ducato 33Q	Boxer 330		Ducato 33Q	Boxer 335		Ducato 35L		
Wheel Base	3.45m / 11' 4"			3.45m / 11' 4"			4.04m / 13' 3"				
Seat Belts (inc. driver)	2			4			2				
Berths (Sleeping Positions)	2			2			2				
Overall Length (No Ladder)	5.41m / 17' 9"			5.41m / 17' 9"			6.00m / 19' 8"				
Overall Body Width (Mirrors folded)	2.26m / 7' 5"			2.26m / 7' 5"			2.26m / 7' 5"				
Overall Height	2.72m / 8' 11"			2.72m / 8' 11"			2.72m / 8' 11"				
Maximum Technical Permissible Laden Mass (A)	3300kg			3300kg			3500kg				
Mass in Running Order (B)	2855kg	2870kg	2887kg	2880kg	2895kg	2912kg	3020kg		3037kg		
Maximum User Payload (A-B)	445kg	430kg	413kg	420kg	405kg	388kg	480kg		463kg		
Essential Habitation Equipment	9kg			9kg			9kg				
Thermal Insulation Grade	THREE			THREE			THREE				
BED SIZES											
Front Double	1.90m x 1.18m / 6'3" x 3'10"										
Front Offside Single											
Rear Double	1.86m x 1.28m / 6'1" x 4'2"									1.86m x 1.88m / 6'1" x 6'2"	
Rear Single Offside										1.88m x 0.65m / 6'2" x 2'2"	
Rear Single Nearside										1.88m x 0.65m / 6'2" x 2'2"	

	ACCENT		ALTO		FORTE		CARRERA 4		
Engine Power	130 HDI	130 MJT Auto	130 HDI	130 MJT Auto	130 HDI	130 MJT Auto	130 HDI	130 MJT Auto	
Engine Capacity	2.2L		2.3L		2.2L		2.3L		
Chassis	Boxer 335		Ducato 35L		Boxer 435		Ducato 35L		
Wheel Base	4.04m / 13' 3"		4.04m / 13' 3"		4.04m / 13' 3"		4.04m / 13' 3"		
Seat Belts (inc. driver)	4		4		4		4		
Berths (Sleeping Positions)	3		3		4		2		
Overall Length (No Ladder)	6.00m / 19' 8"		6.00m / 19' 8"		6.36m / 20' 11"		6.00m / 19' 8"		
Overall Body Width (Mirrors folded)	2.26m / 7' 5"		2.26m / 7' 5"		2.26m / 7' 5"		2.26m / 7' 5"		
Overall Height	2.72m / 8' 11"		2.72m / 8' 11"		2.72m / 8' 11"		2.72m / 8' 11"		
Maximum Technical Permissible Laden Mass (A)	3500kg		3500kg		3500kg		3500kg		
Mass in Running Order (B)	3130kg	3147kg	3070kg	3087kg	3145kg	3122kg	3076kg	3093kg	
Maximum User Payload (A-B)	370kg	353kg	430kg	413kg	355kg	378kg	424kg	407kg	
Essential Habitation Equipment	9kg		9kg		9kg		9kg		
Thermal Insulation Grade	THREE		THREE		THREE		THREE		
BED SIZES									
Front Double	1.80m x 1.22m / 5'11" x 4'0"								
Front Offside Single	1.70m x 0.90m/0.54m / 5'7" x 2'11"/1'9"								
Rear Double	1.70m x 0.90m/0.54m / 5'7" x 2'11"/1'9"		1.70m x 0.90m/0.54m / 5'7" x 2'11"/1'9"		1.70m x 0.90m/0.54m / 5'7" x 2'11"/1'9"		1.82m x 1.35m / 6'0" x 4'5"		
Rear Single Offside	1.83m x 1.35m / 6'0" x 4'5"		1.87m x 1.19m / 6'2" x 3'11"		1.86m x 1.20m / 6'1" x 3'11"				
Rear Single Nearside									

NOTES

- The Maximum User Payload includes:
 - the conventional load (this is the allowance for passengers)
 - essential habitation equipment (items and fluids required for safe and proper functioning of habitation equipment)
 - optional equipment (items available from the manufacturer over and above the standard specification)
 - personal effects (those items not covered by the above)
- The Mass in Running Order is the mass of the unladen vehicle including a 75kg allowance for the driver plus engine coolants and 90% of the fuel tank, water tank and gas capacity.
- Please take care to ensure that you have allowed for the masses of all items you intend to carry in the motor caravan, e.g. passengers, optional equipment, essential habitation equipment and personal effects, such as clothing, food, pets, bicycles, sailboards, sports equipment etc.
- Warning - under no circumstances should the maximum technical permissible laden mass of this motor caravan be exceeded.

For removable roof ladder add 170mm.



FIND A MODEL
To locate a specific model visit
www.swifgroup.co.uk

