

AUTO TRAIL

2014 COLLECTION



TOGETHER WE'RE GOING PLACES

Contents

Contents	02
Live life, love Auto-Trail	03
Tracker range overview	04 – 05
Tracker RS	06 – 07
Tracker EKS	08 – 09
Tracker FB	10 – 11
Tracker RB	12 – 13
Apache range overview	14 – 15
Apache 632	16 – 17
Apache 634	18 – 19
Apache 700	20 – 21
Frontier range overview	22 – 23
Frontier Navajo	24 – 25
Frontier Mohawk	26 – 27
Frontier Savannah	28 – 29
Frontier Dakota	30 – 31
Frontier Delaware	32 – 33
Frontier Scout	34 – 35
Frontier Comanche	36 – 37
Frontier Arapaho	38 – 39
Frontier Chieftain	40 – 41
Quality Detailing	42 – 43
Seatbelt options	44 – 45
Before you choose	46 – 47
Enhancement packs	48
Accident repair centre	49
Auto-Trail owners club	49
Fiat Ducato chassis	50
Bodystyle profiles	51
Auto-Trail detailing	52
Motorhome weights explained	53
Auto-Trail standards	54
Soft furnishings	55
Specification and upgrades	56
External features	57
Internal features	58 – 59
Chassis specification	60 – 61
Range layouts	62 – 67



Live life, Love Auto-Trail



Owners of Auto-Trail luxury motorhomes frequently comment that they haven't just bought a leisure vehicle, but have also invested in a lifestyle. Living your dream is easy with Auto-Trail. For all it's a mobile residence as owners are 'at home' wherever they are. In addition, it's a comfortable and safe method of transport to take themselves, plus their families and friends, wherever they want to go and at whatever pace they wish to travel. From pootling along country lanes in our green and pleasant land to being whisked away at motorway speeds to far-away European resorts.

An Auto-Trail motorhome is indispensable when it becomes a means for activities such as rambling, cycling, bird watching, landscape painting, geocaching, researching family genealogy, motor sports and attending cultural events such as music and arts festivals, or even visiting archaeological sites and heritage buildings. The list of possible activities is as long as your imagination is broad. Apologies to Shakespeare, but among Auto-Trail owners this phenomenon is known as

'A van for all reasons'.

Weekends away and holidaying by motorhome are responsible ways of touring making only a minimal impact on the country's eco system, but contributing so much to the local economy by supporting rural businesses such as farm shops. Serious travellers and explorers buy motorhomes, tourists need not apply!

For more than 30 years Auto-Trail motorhomes have been designed and built by our highly-skilled and enthusiastic team in North Lincolnshire. The recently extended state-of-the-art manufacturing facility is located in Europarc, a name which flags up European links. As part of the Trigano Group we enjoy the financial stability and a level of investment only possible by being a partner in one of the largest and most successful pan-European leisure vehicle manufacturers.

Tracker, Apache and Frontier all have identifiably different layouts and specifications and offer genuine choice at different price-points. Whatever your leisure vehicle needs are, we have the widest selection of models and variants, thus ensuring that at least one will be a perfect fit for you.

Significantly, our range includes an industry-leading choice of overcab shapes. We are unique among manufacturers in offering all three, Hi-Line, Lo-Line and Super Lo-Line within our model range.

Increased sculpting to the moulded curves has further softened what were already fluid, attractive and fuel-efficient shapes.

In addition we've added the new larger 'Skyline' panoramic rooflight to all variants, thereby offering an unrivalled light and airy ambience to those equipped with the Hi-Line overcab. Perfect for those relaxing in the forward lounge or star-gazing in the overcab bed.

Entry is via a glazed entrance door featuring a flyscreen, remote central locking, waste bin and dedicated storage for what has become an iconic fashion accessory, the Auto-Trail umbrella.

Not visible from the exterior but of equal importance is the decision to fit the 'twin-element' version of the efficient dual fuel Combi heating system, resulting in much reduced warm up times – plus of course the option for 'on-the-move' heating.

All have refreshed graphics adding a simple elegance to the crisp high-gloss white exterior coachwork. If specified, with the addition of the optional sport line pack, the exterior gains a purposeful look with a stunning metallic Carbon Black cab, co-ordinated graphics, low-level LED running lights to the front spoiler and a heavy duty polished stainless steel front styling bar.

In fact LED lighting features heavily in our 'across-the-board' specification enhancements. Lounge lighting has been upgraded and all models now feature downlighters, task lighting, more reading spot

lights and improved adjustable mood lighting, helping to create the perfect evening ambience.

The Ducato's driving environment was recently treated to a face-lift and all cabs gain a new improved design of ergonomically correct and superbly comfortable Captain's seats complete with two armrests and swivel mountings.

We think we are ahead of the rest in offering all the advantages of a commanding seating position with an engaging car-like drive, plus class-leading low emissions and good fuel efficiency. 'Fiat Comfortmatic' transmission is a favoured option. It's a two-pedal drive via a robotised gearbox. All the advantages of a traditional automatic gearbox but with no fuel penalties.

As always, although the default choice in lounge seating is two inward-facing settees, Auto-Trail is unique in offering the option of replacing the offside settee with an extra two forward-facing travel seats, either as a half-dinette or as an 'L'-shaped settee.

Finally, every year readers of Practical Motorhome are encouraged to fill out questionnaires for the magazine's Owner Satisfaction Awards. **We are proud that we are so highly thought-of by the most important people of all...our customers. Auto-Trail have consistently been awarded a Gold Award (the highest) for both new and pre-owned motorhomes...**



Tracker Range

Trend-setting Tracker for top touring

Our Tracker range continues to delight purchasers looking for a design-led touring vehicle. Last year the Tracker RB was launched to great acclaim from press and customers alike primarily because its layout has never previously featured in our line-up. It was designed and built in response to customers' requests for an easy-access fixed bed model in a manageable overall length of motorhome.

The 7.6m (24ft 11in) Tracker RB features a generously-sized and permanent island double-bed situated transversely at the rear. The forward lounge is equipped with a pair of swivelling captain's armchairs ahead of two inward-facing settees. The well-equipped kitchen and wardrobe is central on the nearside and opposite is the large washroom with separate walk-in shower compartment. Tracker RB offers a choice of lounge seating layouts including those featuring two extra travel seats. After favourable initial responses from the specialist press, our owners' club and the dealer network the RB has become a hugely popular addition to the Tracker range.

Other recent additions to the Tracker line-up include the short-n-sweet Tracker RS, with full-width rear washroom including a separate walk-in shower – all in a highly-maneuvrable 6.1m (20ft).

“Step inside a Tracker for the first time and you will be amazed by its clever design, maximising the interior space within a compact practical package.”

Stretching the tape to 7.09m (23ft 3in) is the FB, the other recent addition. The FB was the first Tracker to feature a permanent double bed – in this case it's a low-level rear french bed.

The original Ducato-based Tracker, the EKS, offers what has become an evergreen layout, principally because it provides an amazing feeling of space in such a modestly sized motorhome.

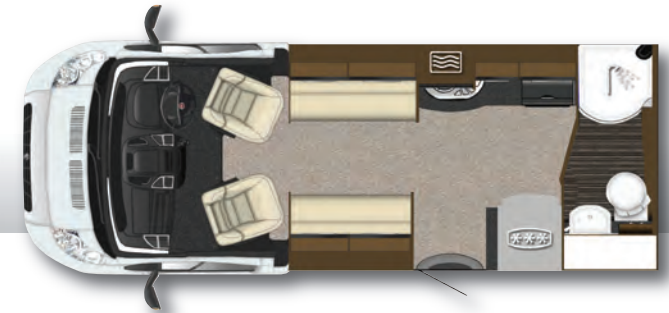
The Tracker range offers a choice of Lo-Line roof, Super Lo-Line and Hi-Line roof profiles; these can be specified at the time of ordering as a no-cost option. They all feature the new 'Skyline' panoramic rooflight, plus the Hi-Line adds a fold-away full size transverse double-bed.

Whether it's long trans-continental journeys, or exploring the rural byways of Britain and Ireland, the Tracker range is comprehensively-equipped with everything you need in a motorhome, wherever the road takes you.





Tracker RS



Introduced in 2012 to plaudits from the specialist press and prospective purchasers alike, the RS re-defines the term 'compact motorhome'. The full-width rear washroom and changing area with separate walk-in shower cubicle, illustrates Auto-Trail's determination to offer purchasers a level of luxury usually associated with much longer models. The optional half-dinette features two extra forward-facing travel seats and allows many RS owners to use their motorhome as a family car, thus removing the need for an extra vehicle.

A powerful but frugal low-emission 130bhp Euro 5 engine drives the front wheels via a slick six-speed manual gearbox.

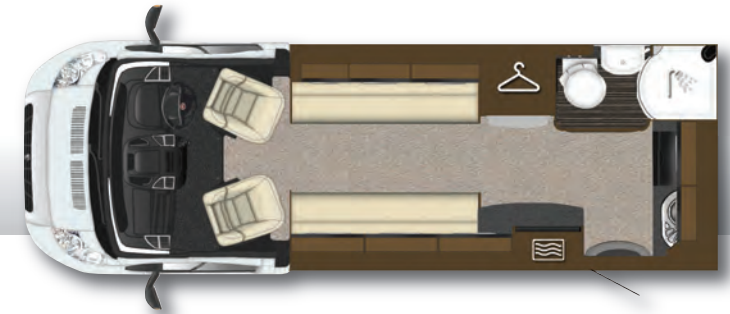
Cost options include 147bhp and 177bhp engine upgrades, plus 'Fiat Comfortmatic' sequential automatic transmission is available with any engine.

Length:	6.10m (20'0")
Width (mirrors folded):	2.35m (7'8")
Max Gross Weight:	3500/3650kg





Tracker EKS



The spacious lounge in the EKS features two swivelling cab seats ahead of a pair of 1.52m (5ft) long inward-facing settees, that at bedtime offer the choice of two single beds or a king-sized double. The rear kitchen is equipped with everything for the keen chef, while the rear corner washroom offers home-from-home facilities including an electric-flush toilet, vanity basin and a separate shower cubicle.

A powerful but frugal low-emission 130bhp Euro 5 engine drives the front wheels via a smooth six-speed manual gearbox.

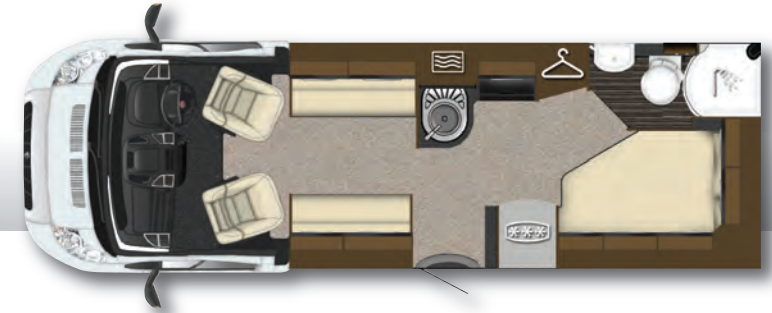
Cost options include 147bhp and 177bhp engine upgrades, plus 'Fiat Comfortmatic' sequential transmission is available with all engines.

Length:	6.39m (21'0")
Width (mirrors folded):	2.35m (7'8")
Max Gross Weight:	3500kg





Tracker FB



The Tracker FB exceeds just over 7 metres in length, yet is still compact enough to accommodate a permanent low-level double bed. Alongside this increasingly popular feature is a longitudinal washroom with separate showering area. The comfortable forward lounge is situated ahead of the superbly equipped 'L' shaped kitchen.

A powerful, but frugal low-emission 130bhp Euro 5 engine drives the front wheels via a smooth six-speed manual gearbox.

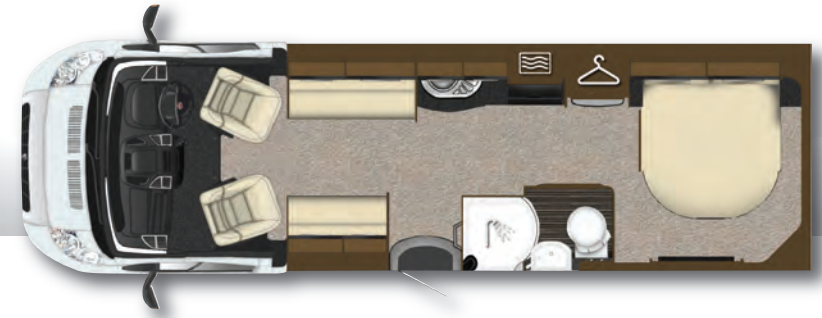
Cost options include 147bhp and 177bhp engine upgrades, plus 'Fiat Comfortmatic' sequential transmission is available with all engines.

Length:	7.09m (23'3")
Width (mirrors folded):	2.35m (7'8")
Max Gross Weight:	3500/3650kg





Tracker RB



The Tracker RB sets even higher standards in space and luxury. It is unique among Auto-Trail motorhomes in that it is the only one to feature a queen-sized bed located transversely towards the rear. The island bed offers full walk-around capability enabling easy access for both partners, plus the high quality, pocket sprung mattress will help ensure a comfortable night's sleep.

A powerful, but frugal low-emission 130bhp Euro 5 engine drives the front wheels via a smooth six-speed manual gearbox.

Cost options include 147bhp and 177bhp engine upgrades, plus 'Fiat Comfortmatic' sequential transmission is available with all engines.

Length:	7.60m (24'11")
Width (mirrors folded):	2.35m (7'8")
Max Gross Weight:	4250kg





Apache Range

Embrace a new lifestyle with every-day practicality

Apache models are strong sellers to both families and couples who are looking for the ultimate in value-for-money, but without sacrificing comfort or equipment levels. The Apache range is every inch an Auto-Trail, boasting many of the same features as our flagship Frontier range. Featuring the integral spare wheel under a moulded cover, electrically adjusted and heated exterior mirrors, cab air-conditioning, cruise control, domestic-style kitchen with a dual fuel cooker, microwave and refrigerator, plus a fully equipped washroom with a walk-in shower cubicle. Don't forget the sumptuous soft furnishings and the very latest in water, electrical and heating systems.

All Apaches are medium-sized coachbuilt motorhomes offering what many feel is the best balance between being compact enough for good on-the-road manoeuvrability, but big enough on-site to accommodate a family comfortably.

“The Apache range is beautifully crafted, practical and delivers a high level of specification to suit the modern motorhomer.”

The range commences with the sub - 7m (22'9") 632 which is the only Apache to offer a permanent transverse double-bed over a full-width exterior access storage compartment.

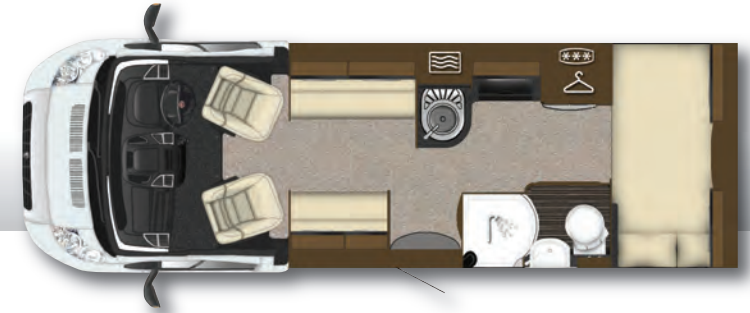
Next is the slightly longer 634 which has the UK's favourite two-berth layout featuring a palatial rear 'U'-shaped lounge which converts to two easy access longitudinal single beds or a huge double bed.

Topping the range is the 7.5m (24'7") Apache 700. Arriving with four sleeping berths and four travel seats as standard, the 700 is the family favourite and can be specified with an extra double bed over the cab (Hi-Line). There's a huge amount of underseat and high-level locker storage and the standard heavier-duty 4,250kg chassis ensures a generous payload enabling all those trip 'essentials' to be safely and legally carried.





Apache 632



The Apache 632 appears to defy the laws of applied physics. It is such a clever design that it feels far bigger on the inside than its modest 6.95m (22ft 9in) exterior length would suggest. A permanent transverse double-bed across the rear offers plenty of space for the tallest occupants to stretch out on, plus it has a full-width storage compartment with a door either end to facilitate quick retrieval of all those trip 'essentials' that make the outdoor life such fun. An additional double-bed can be made in a jiffy from the lounge settees.

A powerful but frugal low-emission 130bhp Euro 5 engine drives the front wheels via a smooth six-speed manual gearbox.

Cost options include 147bhp and 177bhp engine upgrades, plus 'Fiat Comfortmatic' sequential transmission is available with all engines.

Length: 6.95m (22'9")

Width (mirrors folded): 2.35m (7'8")

Max Gross Weight: 3500/3650kg


Apache 632 Storage Area Size

Length: 2170mm, Width (max): 950mm, Height: 870mm
Door Apertures: Nearside Width: 750mm, Height: 600mm
Offside Width: 450mm, Height 750mm





Apache 634



For over three decades Auto-Trail have lovingly crafted motorhomes here in Britain using skilled craftsmen and women. Throughout this period the 634's layout has been a strong seller to experienced motorhomers, and it's easy to see why. The rear 'U' shaped lounge provides comfortable seating while the triple aspect windows enable an unrivalled panoramic view. Available only as a Hi-Line, it allows the customer to choose their accommodation sleeping style and either keep the downstairs as a lounge, or perhaps invite guests over for the weekend.

A powerful, but frugal low-emission 130bhp Euro 5 engine drives the front wheels via a smooth six-speed manual gearbox.

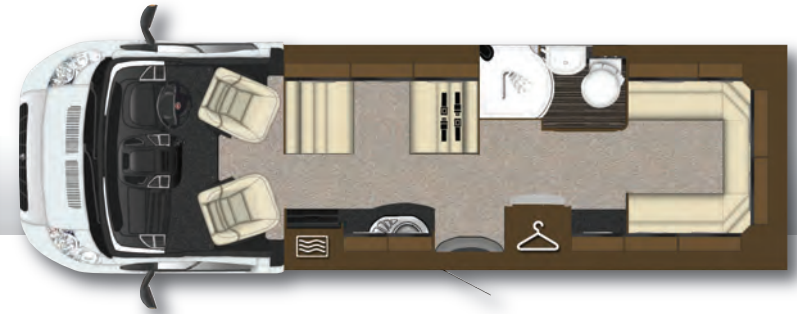
Cost options include 147bhp and 177bhp engine upgrades, plus 'Fiat Comfortmatic' sequential transmission is available with all engines.

Length:	7.09m (23'3")
Width (mirrors folded):	2.35m (7'8")
Max Gross Weight:	3500/3650kg





Apache 700



The 700 is the ultimate Apache, offering up to six sleeping berths and four travelling seats as standard. Travelling seats for two extra people can also be specified (See page 64). The seating/dining areas at each end of the vehicle ensures the 700 is the natural choice for stress-free family holidays, or even for couples who just want space to spread out. The centre of the vehicle is home to a large washroom, toilet and separate shower. The 700 is built on the heavier-duty Ducato so offers plenty of payload for safe transportation of those toys for kids of all ages!

A powerful, but frugal low-emission 130bhp Euro 5 engine drives the front wheels via a smooth six-speed manual gearbox.

Cost options include 147bhp and 177bhp engine upgrades, plus 'Fiat Comfortmatic' sequential transmission is available with all engines.

Length:	7.50m (24'7")
Width (mirrors folded):	2.35m (7'8")
Max Gross Weight:	4250kg







Frontier Range

Magnificent Motorhomes built without compromise

Frontier is the choice of the discerning seasoned traveller, whose spirit of adventure requires a perfect synergy of cutting-edge design, contemporary finishes and innovation. Designed to incorporate the very latest technology and specified with high-end fixtures and fittings, the Frontier range is built to satisfy the demands of both long distance touring and trips of extended duration. Truly a motorhome range built without compromise and one which offers a range of lengths and a variety of layouts to suit all purchasers.

The starting point of Frontier ownership is the Navajo; a classic two-berth front lounge design – uncluttered and with plenty of open floor space for easy living, plus a choice of single beds or a large all-over double-bed.

Next are Mohawk, Savannah and Dakota – all built on the longer wheelbase heavier-duty Fiat chassis-cab and featuring permanent rear beds. Mohawk has a mid-level transverse double bed, mounted above an easy accessible full width storage area, Savannah and Dakota are slightly longer overall. The former provides a choice of twin single beds or a transverse double.

The Dakota features a rear corner double sited forward of an award-winning full-width washroom.

The final two models built on the Fiat wide-track chassis-cab are the 7.9m (25ft 11in) Delaware and Scout, using the 4300mm wheelbase chassis. Delaware boasts a permanent rear island double-bed and the Scout is an extended version of the ever popular Apache 700 layout.

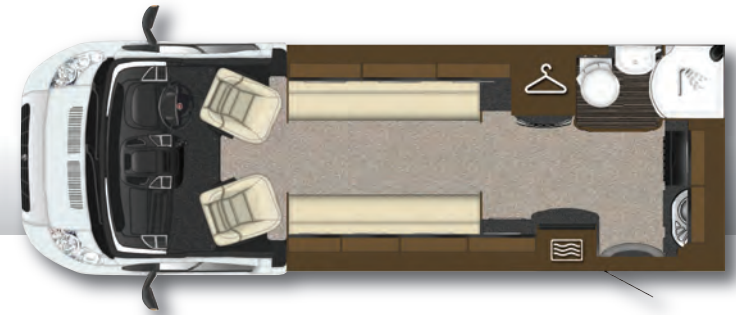
The longest Frontiers all have a Fiat cab mated to an Al-Ko Kober fully-galvanised chassis with independently-sprung tandem rear wheels for the ultimate in stability and road holding. Six wheels allow a class-leading payload on a palatial 8.7m (28ft 7in) body length. Comanche is an extended version of the Delaware layout - offering the same island rear bed but with a larger lounge. The Arapaho when specified as a Hi-Line can sleep six in comfort and Chieftain features a high or low-level transverse bed above a full-width exterior-access storage compartment.

“Auto-Trail’s Frontier range represents the ultimate in luxury travel – whatever the distance or duration.”





Frontier Navajo



Sumptuous living in a relatively short vehicle, ensures that the Navajo is the motorhome of choice for those looking for the ultimate luxury compact vehicle. Featuring sophisticated equipment and elegant soft furnishings, this classic British layout continues to be still one of the most popular in our range.

A powerful, but frugal low-emission 130bhp Euro 5 engine drives the front wheels via a smooth six-speed manual gearbox.

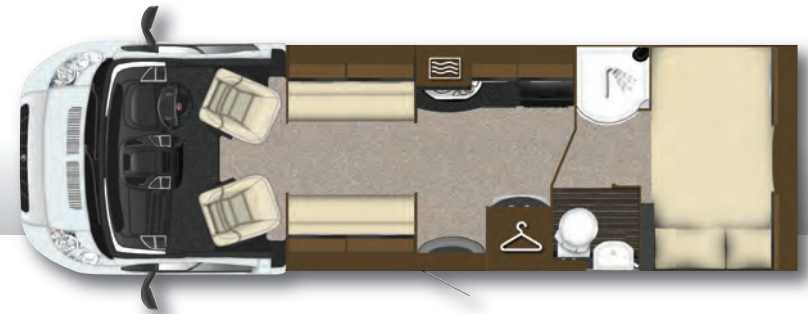
Cost options include 147bhp and 177bhp engine upgrades, plus 'Fiat Comfortmatic' sequential transmission is available with all engines.

Length:	6.81m (22'4")
Width (mirrors folded):	2.35m (7'8")
Max Gross Weight:	3500/3650kg





Frontier Mohawk



A permanent transverse double-bed above a large transverse storage area, ensures that the Mohawk is right at the top of the short list of those wanting a luxury motorhome with the ability to safely and securely transport long and valuable loads. These include cycles, motorbikes, scooters, mobility buggies, water sports equipment, or even competition fishing rods! The Mohawk also offers a completely separate shower compartment as well as a luxury washroom with toilet.

A powerful, but frugal low-emission 130bhp Euro 5 engine drives the front wheels via a smooth six-speed manual gearbox.


Cost options include 147bhp and 177bhp engine upgrades, plus 'Fiat Comfortmatic' sequential transmission is available with all engines.

Length:	7.50m (24'7")
Width (mirrors folded):	2.35m (7'8")
Max Gross Weight:	4250kg





Frontier Savannah



For those who wish to sleep as separate, the Savannah offers two luxury single beds, this sleeping area can also be converted into a large double if required. The rear bedroom area, washroom and shower can be divided off from the rest of the interior to create a bedroom with en-suite facilities. As well as the cab seats, the forward lounge has two inward-facing settees which are long enough for relaxing!

A powerful, but frugal low-emission 130bhp Euro 5 engine drives the front wheels via a smooth six-speed manual gearbox.

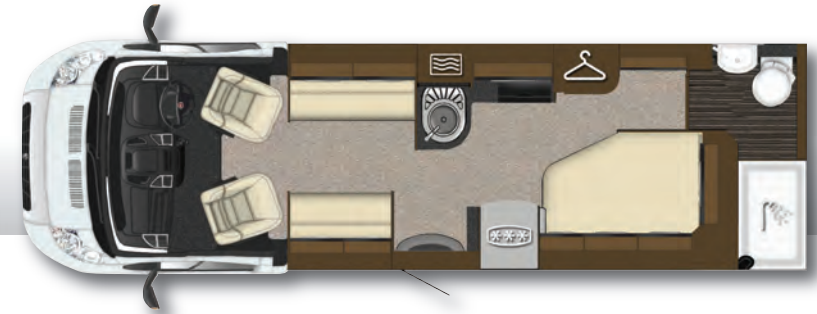
Cost options include 147bhp and 177bhp engine upgrades, plus 'Fiat Comfortmatic' sequential transmission is available with all engines.

Length:	7.60m (24'11")
Width (mirrors folded):	2.35m (7'8")
Max Gross Weight:	4250kg





Frontier Dakota



Based on a popular design that features a french rear corner bed, the Dakota takes the concept a stage further, by moving the bed forward slightly to allow the en-suite facilities to spread across the whole of the vehicle's width and thus create the biggest separate walk-in shower compartment in its class. A comfortable forward lounge and well-equipped central kitchen complete the Dakota's inventory.

A powerful, but frugal low-emission 130bhp Euro 5 engine drives the front wheels via a smooth six-speed manual gearbox.

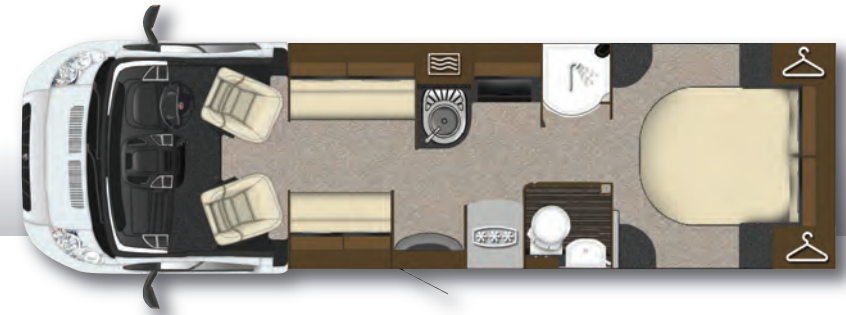
Cost options include 147bhp and 177bhp engine upgrades, plus 'Fiat Comfortmatic' sequential transmission is available with all engines.

Length:	7.60m (24'11")
Width (mirrors folded):	2.35m (7'8")
Max Gross Weight:	4250kg





Frontier Delaware



Delaware echo's the layout of the flagship Auto-Trail Frontier Comanche, the Delaware retains the same luxurious rear island bed sleeping area as it's larger sister model, to the front a compact yet spacious front lounge creates a model ideal for those who are a little size conscious and desire this popular layout.

A powerful but frugal low-emission 130bhp Euro 5 engine drives the front wheels via a smooth six-speed manual gearbox.

Cost options include 147bhp and 177bhp engine upgrades, plus 'Fiat Comfortmatic' sequential transmission is available with all engines.

Length:	7.90m (25'11")
Width (mirrors folded):	2.35m (7'8")
Max Gross Weight:	4250kg





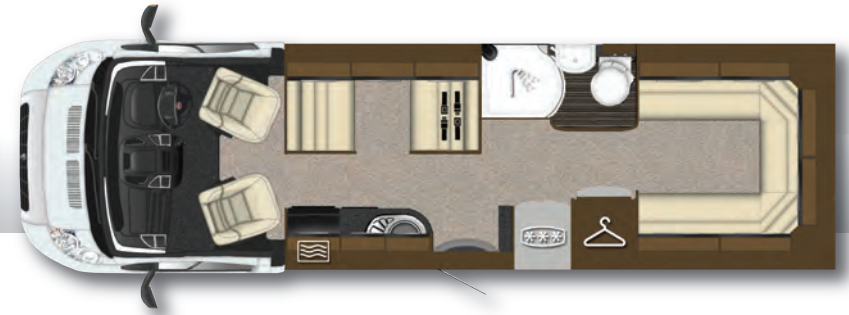
IN THIS SECTION
TILDA SWINTON
ONE OF OUTSIDER'S MOST
AND TALENTED ACTRESS

The Observer

PM's adviser: health
reform is chance to
big profits

IN SPECIAL
TILDA SWINTON FOR
UNITED

Frontier Scout



“Be prepared” with the Scout. As a Hi-Line it benefits from six sleeping-berths, two dining areas, as well as having copious amounts of storage. Unexpected guests and their luggage can easily be accommodated. The Scout is particularly popular with purchasers who frequently take along friends and family, who are used to five-star holiday accommodation. Although similar in concept to the Apache 700, the Scout’s larger rear lounge enables it to be easily converted into two longitudinal single beds or a giant ‘all-over’ double.

A powerful but frugal low-emission 130bhp Euro 5 engine drives the front wheels via a smooth six-speed manual gearbox.

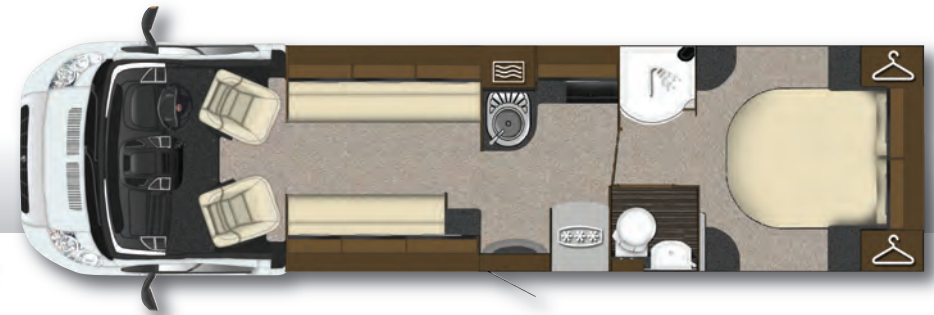
Cost options include 147bhp and 177bhp engine upgrades, plus ‘Fiat Comfortmatic’ sequential transmission is available with all engines.

Length:	7.90m (25’11”)
Width (mirrors folded):	2.35m (7’8”)
Max Gross Weight:	4250kg





Frontier Comanche



Moving up to the unique atmosphere created by Auto-Trail's aspirational tandem-axle six wheel range. Comanche is a relative newcomer to the Frontier range but one which has quickly gained the accolade of being the ultimate motorhome. Stylish soft furnishings, beautifully crafted furniture, comprehensive equipment levels with a layout aimed at the serious motorhomer. A luxurious rear bedroom featuring a permanent island bed with 'en-suite' facilities is complimented by a central kitchen and palatial forward lounge. As with all the six wheelers, Comanche is built on the class leading Al-Ko Kober fully-galvanised chassis, offering the comfort of fully independent torsion suspension together with surefooted roadholding and reassuring braking efficiency.

Length:	8.73m (28'7")
Width (mirrors folded):	2.35m (7'8")
Max Gross Weight:	5000kg

The very latest Fiat common-rail low-emission 177bhp Euro 5 engine drives the front wheels via a smooth six-speed manual gearbox.

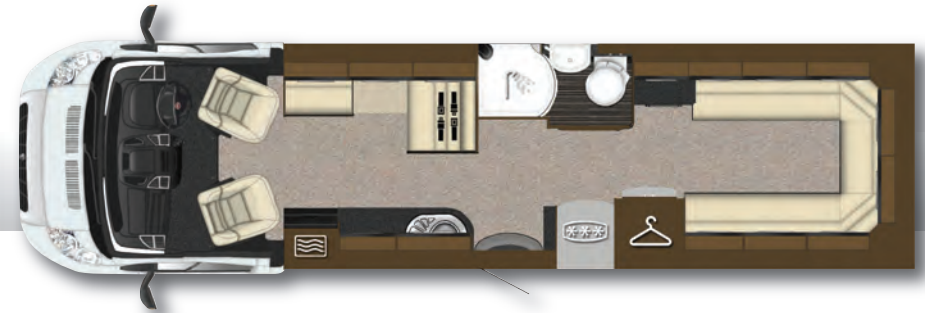
Cost options include 'Fiat Comfortmatic' sequential transmission.





Cost optional 'Livingston' leather fitted to this vehicle

Frontier Arapaho



Not so much a house on wheels, more of a mobile stately home. The Arapaho offers elegance and flexibility on a grand scale. The only one of the largest Frontier motorhomes not to feature a permanent bed means that it is perfect for couples, families and friends entertaining. If the Hi-Line option is selected it can sleep six, and seat many more. As with all the six wheelers, Arapaho is built on the class leading Al-Ko Kober fully-galvanised chassis offering the comfort of fully independent torsion springing together with surefooted roadholding and reassuring braking efficiency.

The very latest Fiat common-rail low-emission 177bhp Euro 5 engine drives the front wheels via a smooth six-speed manual gearbox.

Cost options include 'Fiat Comfortmatic' sequential transmission.

Length:	8.73m (28'7")
Width (mirrors folded):	2.35m (7'8")
Max Gross Weight:	5000kg



Optional double dinette layout shown





Frontier Chieftain



The Chieftain is the model of choice for those requiring a permanent mid or high-level transverse bed above a huge external full-width locker. The rear double-bed plus nearside washroom with toilet and separate offside shower compartment can be divided from the rest of the van. Chieftain prioritises the kitchen which features substantial workspace, as well as offering a light and ventilated environment for the chef. As with all the six wheelers, The Chieftain is built on the class leading Al-Ko Kober fully-galvanised rear chassis offering the comfort of independent torsion springing together with awesome roadholding and reassuring braking efficiency.

The very latest Fiat common-rail low-emission 177bhp Euro 5 engine drives the front wheels via a smooth six-speed manual gearbox.

Cost options include 'Fiat Comfortmatic' sequential transmission.


Length:	8.73m (28'7")
Width (mirrors folded):	2.35m (7'8")
Max Gross Weight:	5000kg





Quality Detailing

1. Stylish daytime running lights (DRL's)
2. Plentiful storage
3. Handy exterior gas BBQ point
4. Locking soft close drawers
5. TV aerial and digital signal finder
6. Entertainment systems
7. 100w Solar panels
8. On-board control panel
9. Spacious exterior cantilever storage areas
10. Recessed wind out canopy/awning



Note: Some features are model dependant or cost optional



11.



15.



12.



13.




14.



15.



16.



17.



18.



19.



20.



21.

- 11. Stylish bespoke Auto-Trail front grille
- 12. Western european Satellite Navigation
- 13. Full size oven and dual fuel hob
- 14. Fully fitted stainless steel 800w microwave
- 15. Sleek concealed kitchen storage
- 16. Chrome mixer taps
- 17. Energy efficient 12v LED lighting
- 18. Ample upper locker cupboard space
- 19. Self seeking satellite navigation system
- 20. Concealed spare wheel to back panel
- 21. Truma Gas & Electric blown air heating

Note: Some features are model dependant or cost optional

Seat Belt Options

Protect your loved ones... and your investment.

In the Beginning

Seatbelts have been fitted to the front seats of motorhomes since legislation was first introduced making their use mandatory, these must be worn when the vehicle is in motion.

The Law

The law relating to the use of seatbelts in the back of motorhomes is more complicated, but the trend is towards the introduction and use of designated forward-facing travel seats with three-point seatbelts. Optional rear-facing seats with belts also meet the latest legislation.

Further Changes

Further changes to the law look likely in the future, when travelling in the rear of motorhomes without designated travel seats may become illegal.

Our Changes

Auto-Trail has introduced a number of alternative layouts to most of its models, which comply with these regulations giving reassurance to you and your family.

Our Seat-Belt Logo

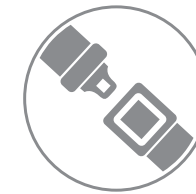
Look for the logo to establish whether this option is available on your preferred model.

This logo indicates that this particular model is available with an optional layout incorporating three-point inertia reel seatbelts allowing at least two extra designated travelling seats. In some cases, you may specify two belts to rear facing seating (with fully padded back and neck restraints) allowing up to six people (including the driver) to travel in comfort, safely and within the law.

Look for the label

Designated travelling seats should be clearly marked with a label indicating that they are travel seats which must be used when the motorhome is in motion.

European Directive 2005/39/EC states that it is unsafe to travel in a side facing travelling seat and therefore these are no longer offered.



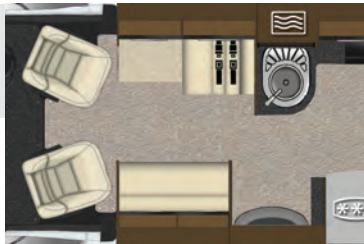
Seat Belt Guidelines

Situation	Front Seat	Rear Seat	Responsibility
Driver.	Seat belt must be worn if fitted.	-	Driver.
Child under 3 years of age.	Correct child restraint must be used.	Correct child restraint must be used.	Driver.
Child from 3rd Birthday up to 135cm in height or 12th Birthday which ever they reach first.	Correct child restraint must be used.	Correct child restraint must be used where seat belts are fitted. Must use adult belt in rear seat if correct child restraint is not available.	Driver.
Child 12 or 13 years of age, or over 135cm in height.	Seat belt must be worn if fitted.	Seat belt must be worn if fitted.	Driver.
Adult passengers.	Seat belt must be worn if fitted.	Seat belt must be worn if fitted.	Passenger.

A choice of factory fitted layouts and seat belt variations for your comfort and safety.



A Option




Half Dinette (HD)

A double forward-facing seat fitted with two three-point seat belts which easily converts into a transverse double bed by joining together the near side bench seat and the travelling seat.

Available on:

- ✓ Tracker RS (3650kg only)
- ✓ Tracker RB
- ✓ Mohawk
- ✓ Dakota
- ✓ Tracker FB (3650kg only)
- ✓ Apache 632 (3650kg only)
- ✓ Savannah
- ✓ Delaware

B Option



Double Dinette (DD)

A double forward-facing and rear facing seat can be fitted. The forward facing seat is fitted with two three-point seat belts. The rear facing seat can be specified with 2 x rear facing belts as a cost option.

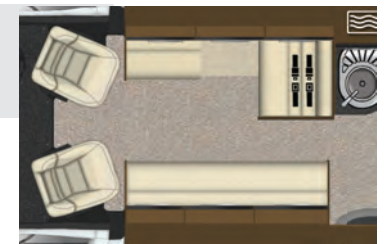
Fitted as standard on:

- ✓ Apache 700
- ✓ Scout

Available on:

- ✓ Comanche
- ✓ Arapaho
- ✓ Chieftain

C Option



Lounge Dinette (LD)

During the day this layout offers a full L-shaped lounge dinette which quickly converts into a travelling seat fitted with two three-point seat belts by removing the centre cushion.

Fitted as standard on:

- ✓ Arapaho

Available on:

- ✓ Apache 700
- ✓ Comanche
- ✓ Scout
- ✓ Chieftain

Please note: All seat belt variations are available as a cost option. Please refer to the Technical Specification pages for further information and compatibility. When adding seatbelt variations the vehicles payload will be reduced. For more information please visit the website: www.auto-trail.co.uk

Why Auto-Trail?

Before you choose your next motorhome....

Think choice



- ✓ **19 popular layouts** Ranging from 5.99m to 8.73m in length.
- ✓ **9 Models available at 3500kgs GVW**
- ✓ **Three distinct exterior profiles each featuring 'Skyline'**
Hi-Line – providing an overcab double bed, Lo-Line – a lower exterior profile with storage areas above the cab and Super Lo-Line – sleek stylish roof line all incorporating a large panoramic sunroof. *Super Lo-Line and Lo-Line not available on Apache 634.* (Details on page 51)
- ✓ **3 engine options**
Choose from the very latest fuel efficient, cleaner and environmentally friendly Euro 5 engines, 130bhp, 147bhp and 177bhp – manual gearbox is standard, Fiat 'Comfortmatic' 6 speed auto available on all three engines. (Details on page 50)
- ✓ **Selection of layouts**
Choose from a selection of lounge layouts for the majority of vehicles available with alternate lounge arrangements which incorporate three point seat belts. (Details on page 45)

Think style



- ✓ **Factory fitted 'lifestyle' packs**
Compliment your new vehicle by having a factory fitted 'lifestyle' pack, check out the amazing optional Sport Line, Media and Media Plus packs. Pack specifications include Carbon Black Metallic cab, touch screen double din radio/DVD, integrated western European satellite navigation system, Bluetooth connectivity, SD card reader and MP3 input, colour infra red reversing camera, fitted TV monitor and remotely controlled 'Dome' satellite TV system. (Details on page 48)
- ✓ **Soft furnishing options**
Personalise your new motorhome by choosing optional soft furnishing colour schemes, plus the ultimate in luxury - leather covered settees and cab seats available on a selection of models. (Details on page 55)

Think reputation



- ✓ **Members of the Trigano Group**
Auto-Trail are members of the famous Trigano Group of Companies, regarded by many as Europe's leading leisure company.
- ✓ **Luxury leisure vehicles**
For over 30 years, Auto-Trail has been designing, developing and producing luxury leisure vehicles which provide the very highest levels of comfort and convenience.
- ✓ **Previously owned motorhomes**
Previously owned Auto-Trail Motorhomes are renowned for being highly desirable and for retaining high residual values.
- ✓ **Award winners**
Throughout the years our motorhomes have received much praise and admiration and as a company we have regularly been winners of many top industry awards, not only recognising achievements in the designs of kitchens, washrooms, electronics etc, but Auto-Trail is also proud to have been winners of the overall 'Motorhome of the Year' Award.
- ✓ **ISO 9001 registered company**
- ✓ **Factory backed Insurance NCC Approved accident repair centre**

Think safety



- ✓ **European Standards/Directives**
All our motorhomes comply with EC Whole Vehicle Type Approval and comply to all relevant European Standards.
- ✓ **All vehicles are fitted with fire retardant upholstery fabrics**
- ✓ **All vehicles are supplied and fitted with an approved fire extinguisher**
- ✓ **All vehicles are fitted with a smoke detector**
- ✓ **All vehicles are fitted with a carbon monoxide detector**
- ✓ **All vehicles have driver and passenger airbags**
- ✓ **All vehicles have ABS braking systems**
- ✓ **Flame failure facility**
All gas appliances have isolation taps and flame failure facility (FFD) should the flame extinguish, the gas supply is automatically cut off.

Think features




- ✓ **Damage resistant exterior side walls and roofs**
High gloss, damage resistant GRP exterior side walls and roofs for long lasting appearance, strength and durability.
- ✓ **Laminated under floor vinyl protective barrier**
- ✓ **Features as standard**
Cab Air Conditioning, Cruise Control, Driver and Passenger Air Bags, day time running lights (low level on Sportline) are all standard features.
- ✓ **All the internal furniture is designed using proven construction techniques**
- ✓ **Weather shelter**
Integrated wind out awning perfect for providing shade on those sunny days, but equally ideal for sheltering should it rain.
- ✓ **Luxury facilities**
Fully equipped en-suite facilities with large luxury LED illuminated mirrors and fully enclosed shower cubicles.
- ✓ **Warranty & Guarantee**
A 10 year Body Integrity Warranty, in addition to a comprehensive 3 year guarantee. (Details on page 54)



Think comfort



- ✓ **Thermal Insulation and Heating Grade 3 classification**
Enjoy using your new Motorhome during all seasons, Spring, Summer, Autumn & Winter, all 2014 models meet the EN 1645-1 Thermal Insulation and Heating Grade 3 classification. (Details on page 54)
- ✓ **Large fresh and waste water tank capacities**
- ✓ **Insulation**
Fully insulated with high density wall, floor and roof insulation – warm in winter, cool in summer. (Details on page 54)
- ✓ **'Heavy Domestic' removable carpets**
- ✓ **Dimmer switch controlled low energy LED mood lighting**
- ✓ **Large gas bottle storage compartments**



Accident Repair Centre & Owners Club



Quality customer service



Accident repair centre

Your Auto-Trail motorhome was built by technicians to the highest standards.

Our dedicated accident repair centre and NCC approved workshop is fully equipped to deal with any major repairs or technical issues with the interior or exterior of your vehicle.

Highly-skilled and experienced, our team of Auto-Trail technicians are ready to get your vehicle back on the road.

Remember, it is important your motorhome has an habitation service every year to ensure everything is being maintained in accordance with the manufacturer's recommendations and that all warranty conditions are being adhered to.

Contact us to arrange a time for your vehicle to be attended to.

Monday to Thursday 8.15am - 5pm Friday 8am - 1pm Call on **01472 571059**

This service inspects the vehicle's fixtures and fittings, with particular attention being paid to your gas appliances and electrical systems.

- ✓ **Annual habitation service**
- ✓ **Major accident damage and repair work**
- ✓ **Fibreglass damage repairs and full panel replacement**
- ✓ **Approved by all leading motorhome insurance companies**

Owners club – 12 Months Free

Purchasers of a new Auto-Trail motorhome can enjoy up to 12 months' free membership of ATOC. Simply visit www.auto-trail.co.uk and download the application form and enrol now.

The Auto-Trail Owners' Club has been in existence since 1993 and some members have been with ATOC from the beginning.

All Auto-Trail owners can apply for membership of the club. Whether your motorhome is brand new or a much-loved elderly model, you will be assured of a friendly welcome.

The club also rallies at most of the shows run by Stone Leisure (MHM) and the Warners Group (MMM).

If you have never rallied with an Owners Club before, why not come along to one and see for yourself what a marvellous time we have? ATOC members have made many long-lasting friendships over the years.



For more information about the **Auto-Trail Owners Club**

visit the website: www.atoc.info Download an application form from www.auto-trail.co.uk

Book your Auto-Trail Factory Tour

Come along and see for your self why we have the highest reputation for producing popular, value for money motorhomes. Our purpose built, modern

factory is centrally situated just off the A180 at Europarc, a prestigious new business park on the outskirts of Grimsby, North East Lincolnshire. (DN37 9TU for route planning or satellite navigation users).

Tours are available monthly and, to ensure you receive our individual care and attention, each tour has a limited number of people and can only be attended by pre-booking.

To pre book your tour simply visit our website www.auto-trail.co.uk/factory-tours for availability



Fiat Ducato Chassis

Made for motorhomes

Fiat Ducato Chassis

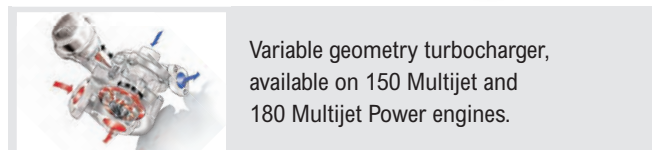
The chassis was specially developed to meet the exacting needs of motorhome manufacturers with a number of special features engineered in following extensive consultations with Europe's biggest converters.

The result of this collaboration is a dedicated 'Camper' chassis which has a wider track and lower ground clearance with additional stiffness and a special suspension set-up.

On the road, this translates into reassuringly sure-footed handling, a refined ride, and an extremely car-like driving experience.



Chassis shown is for illustration purposes only.



Variable geometry turbocharger, available on 150 Multijet and 180 Multijet Power engines.

Multijet at a glance

The 130 Multijet has been specifically designed for exclusive use on motorhomes. As well as the standard 6-speed manual transmissions, the Multijet 160 engine is also available with Fiat's 'Comfortmatic' automatic gearbox.

DETAILS	MULTIJET 130	MULTIJET 150	MULTIJET 180
Engine Size	2287cc	2287cc	2999cc
Max Power Output	130 bhp @ 3600rpm	148 bhp @ 3600rpm	177 bhp @ 3500rpm
Peak Torque	320 Nm @ 1800rpm	350 Nm @ 1500rpm	400 Nm @ 1400rpm
Gearbox	6-speed	6-speed	6-speed
Euro 5	Compliant	Compliant	Compliant
Comfortmatic Auto Gearbox	Cost Option (see price list for details)	Cost Option (see price list for details)	Cost Option (see price list for details)



Fitted with twin Fiat type-approved pivoting seat bases.



A choice of three clean, smooth and frugal multijet engines: 130, 148 and 177 bhp.



Wider track and lower ground clearance improves ride, handling and stability.



Bodystyle Profiles

Choose the best bodystyle to suit your needs - at no extra cost

Super Lo-Line



The Super Lo-Line is an outstanding example of modern motorhome design with sleek exterior styling providing an aerodynamic shape and incorporates a large panoramic 'Skyline' sunroof. Inside, the living area obtains maximum benefit from the extra natural light.

(Not available on Apache 634).

Lo-Line



Ideal for customers who prefer additional storage facilities, in lieu of an overcab sleeping area. Externally, the roof shape incorporates the same sweeping lines as the Super Lo-Line. However mounting the roof slightly further forward, has allowed our design team to incorporate a series of integrated storage areas on the interior.

(Not available on Apache 634).


Hi-Line



The Hi-Line variant also features the new 'Skyline' sunroof, which has become a trademark of Auto-Trail. The overcab area has been designed to accommodate a large double bed. Every area of space has been fully utilised to provide a large and comfortable sleeping area. During the day, this sleeping area can be left undisturbed, or the large double bed can quickly slide away, enabling you to take full advantage of all the space.

Auto-Trail Detailing

Our attention to the small detail, makes a big difference




A. Light fantastic

Energy-efficient LED lighting is standard throughout all ranges and can be easily used with a solar panel for increased self-sufficiency.



B. Culinary masterpiece

Stylish granite effect work surfaces and domestic-quality appliances make on-board dining a pure pleasure.




C. Create the mood

Our energy-efficient LED lighting is also dimmable – perfect for cosy evenings in front of a classic movie.




D. Spare Wheel

All Auto-Trail models come with a spare wheel conveniently housed on the distinctive rear panel.




E. Fitted Microwave

Fully fitted stainless steel microwave.



F. Stylish Furniture

Our cabinetry has a luxury feel and is finished to the highest standards.




G. Quality materials

Carpets, curtains, upholstery and flooring are of the highest quality.




H. Exterior BBQ point and exterior shower point

are standard features within all 2014 models.



I. Full en-suite facilities

All en-suites incorporate 12v electric flush toilets, basin and separate shower cubicles.



J. Designer fabrics

Stylish alternative fabrics can be specified including leather on certain models.



Motorhome Weight Explained

Helping you understand how weight is calculated

It is particularly important that all motorhome customers understand how weights are calculated and how certain weight allowances can change, whilst other weights are fixed.

A. MAXIMUM AUTHORISED WEIGHT

The Maximum Authorised Weight (MAW) is exactly what it says, this weight is fixed and is a total weight of the vehicle when fully loaded, it is a weight which should not be exceeded. The vehicle is designed to operate perfectly safely at the MAW, however exceeding this weight may lead to prosecution and your insurance cover being void.

B. MASS IN RUNNING ORDER

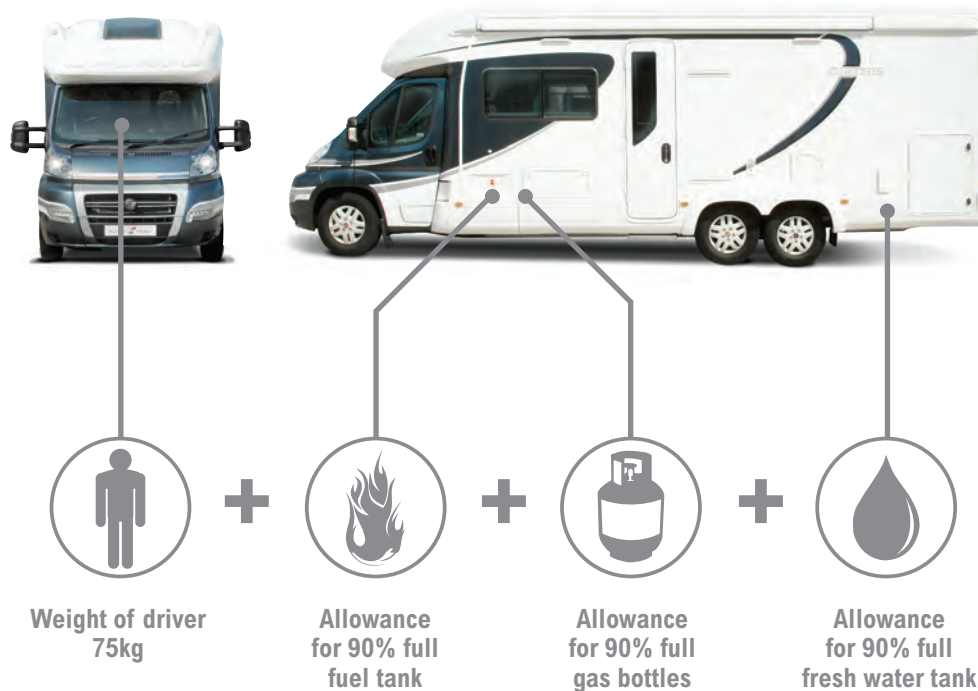
The mass in running order (MRO) is the unladen weight of a standard vehicle, but this advertised weight includes 75kg for a driver and the weight for the diesel assuming the tank is 90% full and with the freshwater tank filled to its 20 litre travelling level. If the fresh tank is full the MRO will increase accordingly. *Arapaho, Chieftain & Comanche do not have a travel drain facility. Gas bottles - All vehicles have the allocation of 1x13kg gas bottle filled to 90%. There is a provision for a second bottle in the options allowance should customers choose to use it.

THE DIFFERENCE BETWEEN A AND B...

The difference between A and B is the weight available to you, for the carrying of passengers, personal belongings and the fitting off any optional extras.

Only by consciously reducing the amount of water, fuel and gas carried, can you reduce the MRO and therefore have more load allowance available to carry extra personal belongings or choose to have additional optional equipment fitted.

(The weight guide of liquids – 1 litre of liquid = 1 kg)



Ways to reduce weight...

Your MRO can be reduced if you choose to drive with reduced volumes of diesel, fresh water or gas.

1 litre of fluid = 1kg

How to estimate weight?

Estimate your weights with our on-line weight calculator, visit www.auto-trail.co.uk

To double check that you do not accidentally exceed the MAW, why not visit a public weighbridge.

Go Online



Our website has been enhanced for 2014. With a wealth of places to visit and information to gather it's now your number one stop for all things Auto-Trail.

Want to find your nearest Auto-Trail dealer, or book a factory tour at a time to suit you, no problem it's all online waiting for you.

Not sure about weight regulation, or have a general question for one of our experts, ask away and we will get back to you with the correct information.

Thinking of adding or replacing some parts in your motorhome, why not buy on-line with confidence from our Auto-Trail on-line website, it's packed with hundreds of products at fantastic prices just waiting for you.

So what are you waiting for, go online now on your Pc/Mac, Tablet or Smartphone and enjoy an on-line world of Auto-Trail.

www.auto-trail.co.uk

Auto-Trail Standards

Keeping you warm and dry



NEW Witter Towbar




All 2014 Auto-Trail models meet the NCC EN1646-1 thermal insulation and Heating grade III classification.

Grade III classification is the highest standard for both insulation and heating, such that the interior of the Motorhome can be kept at +20°C when the external temperature is -15°C.

Industry leading floor and wall insulation

All Auto-Trail motorhomes have 40mm of insulation in the sidewalls and 45mm of insulation in the roof and floor for superb thermal performance in winter and summer.



For your piece of mind all 2014 models have a 10 year body construction integrity warranty.

Your Auto-Trail motorhome is covered by a 2 year manufacturer's warranty; this is supplemented by a 1 year insurance backed warranty to provide a 3 year habitation warranty for total piece of mind. The Fiat chassis is covered for a total of 3 years.

The exterior of your Auto-Trail motorhome is offered with a 10 year manufacturer's Body Construction Integrity Warranty (terms and conditions apply). For full details please refer to the warranty booklet supplied with your vehicle.

Please ensure your dealer registers the body and chassis warranty at the time of collection and supplies you with a copy of the warranty handbook, service book and insurance booklet. Your sales contract is with your chosen supplying dealer. Please read your warranty booklet or consult your dealer who will be able to explain all aspects of your vehicle's warranty, or alternatively, please see further details at

www.auto-trail.co.uk or ask your local dealer for more information.



Fully type approved detachable Swan neck Towbar

A joint project between Auto-Trail Motorhomes and Witter Towbars has introduced the only fully type approved towbar available for most models manufactured since the start of the 2011 season.

Witter Towbars are manufactured in the UK and have undergone vigorous testing to ensure they meet EC 94/20 standards to guarantee you years of towing pleasure. All Towbars are priced inclusive of Towbar, tow ball, vehicle electrics and Towbar fitting by either your local Witter fitting centre or Witter 'authorised' Auto-Trail dealerships.

Visit our website for a list of suited towbars or alternatively search for your towbar by using the vehicle registration search on the witter website.

www.witter-towbars.co.uk

Soft Furnishings


Classic design with a contemporary twist



Tracker



Apache



Frontier



Leather option

Tilford Upholstery Scheme

Tilford comes as standard in all 2014 Tracker models. Livingston leather is also available as a cost option on models with fixed beds.

Although the above upholsteries are standard fitment to each range as a cost option, alternative range upholsteries can be chosen.

Adstone Upholstery Scheme

Adstone comes as standard in all 2014 Apache models. Livingston leather is also available as a cost option on models with fixed beds.

Fairbourne Upholstery Scheme

Fairbourne comes as standard in all 2014 Frontier models. Livingston leather is also available as a cost option on models with fixed beds.


Livingston Leather and Upholstery Scheme

Livingston is a cost option available on all fixed bed models only.

Please note: We do not recommend that you sleep on any leather covered upholstery, for this reason these beds have been fixed and will not pull out.

All Models

All models are fitted with bound edge loose laid carpets and hardwearing vinyl cushioned flooring.



Specification and upgrades

Designed with you in mind

Our Technical Specification has been carefully designed to assist you the customer to compare features and benefits of the 'next generation' of Auto-Trail motorhomes. The following pages contain everything that a modern day motorhome purchaser requires to make an informed decision when buying.

Note on Measurements and Lengths:

All dimensions and masses are calculated to the Masses and Directive 91/22 EEC

Note on Mass in Running Order: The mass in running order is the mass of the unladen vehicle with a 75kg allowance for a driver, 90% of the fuel 20Ltrs of fresh water and 1x gas cylinder. OPTIONS: Some options may be limited depending on the engine selected.

For more information use the Auto-Trail on-line weight calculator, visit www.auto-trail.co.uk click on your desired motorhome and click on weight calculator.

Apache 632 Storage Area (max available weight 100kg)

L: 2170mm x W (max): 950mm x H: 870mm
Door Apertures: Nearside W: 750mm, H: 600mm Offside W: 450mm x H: 750mm

Mohawk Storage Area (max available weight 150kg)

L: 2170mm x W (max): 1380mm x H: 939mm
Door Apertures: W: 750mm x H: 850mm

Cost option: Raised rear bed with 2 x larger G doors, 1 nearside, 1 offside.
Only nearside door changes on 632 model.

Chieftain Storage Area (max available weight 250kg)

L: 2170mm x W (max): 1380mm x H: 939mm Door Apertures: W: 750mm x H: 850mm

Note: Internal storage height increases by 250mm on Mohawk and Chieftain.
Apache 632 internal storage height increases by 310mm. Large garage door clear opening width: 750mm, Height: 1100mm.



SPECIFICATION AND UPGRADES

	TRACKER					APACHE				FRONTIER						
	RS	EKS	FB	RB	632	634	700	NAVAJO	MOHAWK	SAVANNAH	DAKOTA	DELAWARE	SCOUT	COMANCHE	ARAPAHO	CHIEFTAIN
CHASSIS/ENGINE/TRANSMISSION																
Fiat Ducato - 130 bhp	✓	✓	✓	✓	✓	✓	✓	✓	✓	✓	✓	✓	✓	✗	✗	✗
150 bhp Manual Engine Upgrade	£	£	£	£	£	£	£	£	£	£	£	£	£	✗	✗	✗
180 bhp Manual Engine Upgrade	£	£	£	£	£	£	£	£	£	£	£	£	£	✓	✓	✓
Fiat 'Comfortmatic' 6 speed Automatic gearbox (130/147/177 bhp)	£	£	£	£	£	£	£	£	£	£	£	£	£	£	£	£
DIMENSIONS/CAPACITY																
Lo-Line & Super Lo-Line Height	3.03m	3.03m	3.03m	3.03m	3.03m	✗	3.03m	3.03m	3.03m	3.03m	3.03m	3.03m	3.03m	3.03m	3.03m	3.03m
Hi-Line Height	3.10m	3.10m	3.10m	3.10m	3.10m	3.10m	3.10m	3.10m	3.10m	3.10m	3.10m	3.10m	3.10m	3.10m	3.10m	3.10m
Width (Mirrors folded)	2.35m	2.35m	2.35m	2.35m	2.35m	2.35m	2.35m	2.35m	2.35m	2.35m	2.35m	2.35m	2.35m	2.35m	2.35m	2.35m
Hi-Line Over Cab Bed Dimensions (m)	1.15 x 1.92	1.15 x 1.92	1.15 x 1.92	1.15 x 1.92	1.15 x 1.92	1.15 x 1.92	1.15 x 1.92	1.23 x 1.92	1.23 x 1.92	1.23 x 1.92	1.23 x 1.92	1.23 x 1.92	1.23 x 1.92	1.23 x 1.92	1.23 x 1.92	1.23 x 1.92
Fresh Water Capacity - Litres	100	100	100	100	100	100	100	100	135	135	135	135	135	135	135	135
Waste Water Capacity - Litres	85	85	85	85	85	85	85	85	85	85	85	85	85	85	85	85
Leisure Battery (Total amps)	100	100	100	100	100	100	100	100	100	100	100	100	100	100	100	100
Recessed Awning Size	3.0	3.0	4.0	4.5	3.5	4.0	4.0	3.5	4.0	4.5	4.5	4.5	4.5	4.5	4.5	4.5
Gas Bottle Storage (Calor propane capacity)	1x7 & 1x13	1x7 & 1x13	1x7 & 1x13	1x7 & 1x13	1x7 & 1x13	1x7 & 1x13	1x7 & 1x13	2x13	2x13	2x13	2x13	2x13	2x13	2x13	2x13	2x13

Important:

When using your vehicle or adding extra equipment, it is important that individual axle loading weights or the Maximum Authorised Weight is not exceeded. This would not only automatically invalidate any warranties, but it could also affect your safety and the handling of the vehicle. An overloaded vehicle could lead to prosecution. If you are unclear or need any further guidance as to any of the technical aspects in the operation and driving of your new Auto-Trail motorhome, please consult your supplying dealer prior to driving your vehicle on the public highway.

External Features

ICON KEY

- ✓ = Included As Standard ✓option = Optional At No Extra Cost
 £ = Optional At An Extra Cost ✗ = Not Available

	TRACKER				APACHE			FRONTIER								
	RS	EKS	FB	RB	632	634	700	NAVAJO	MOHAWK	SAVANNAH	DAKOTA	DELAWARE	SCOUT	COMANCHE	ARAPAHO	CHIEFTAIN
INSULATION & STRENGTH																
Full Vinyl Underfloor Protection	✓	✓	✓	✓	✓	✓	✓	✓	✓	✓	✓	✓	✓	✓	✓	✓
Laminated Wall Construction (Full Thickness = 40mm)	✓	✓	✓	✓	✓	✓	✓	✓	✓	✓	✓	✓	✓	✓	✓	✓
Laminated Floor Construction (Full Thickness = 45mm)	✓	✓	✓	✓	✓	✓	✓	✓	✓	✓	✓	✓	✓	✓	✓	✓
Part Laminated Roof Construction (Full Thickness = 40mm)	✓	✓	✓	✓	✓	✓	✓	✓	✓	✓	✓	✓	✓	✓	✓	✓
EXTERIOR STYLE & FEATURES																
Sportline Pack - See page 50 for more information	£	£	£	£	£	£	£	£	£	£	£	£	£	£	£	£
Media Pack - See page 50 for more information	£	£	£	£	£	£	£	£	£	£	£	£	£	£	£	£
Media Pack 'Plus' with Satellite TV - See page 50 for more information	£	£	£	£	£	£	£	£	£	£	£	£	£	£	£	£
Auto-Trail bespoke front grille	✓	✓	✓	✓	✓	✓	✓	✓	✓	✓	✓	✓	✓	✓	✓	✓
Chrome door handle covers (Standard within sportline pack)	£	£	£	£	£	£	£	£	£	£	£	£	£	£	£	£
Heavy duty polished stainless steel front styling bar standard within sportline pack	£	£	£	£	£	£	£	£	£	£	£	£	£	£	£	£
Witter tow bar - fully approved towbar and electrics (this is a cost option)	✗	£	£	£	£	£	£	£	£	£	£	£	£	✗	✗	✗
Telescopic Multi Directional TV Aerial with Booster Pack and Digital Signal Finder (Standard within Media pack)	£	£	£	£	£	£	£	£	£	£	£	£	£	£	£	£
GRP High Gloss Roof Panel	✓	✓	✓	✓	✓	✓	✓	✓	✓	✓	✓	✓	✓	✓	✓	✓
GRP High Gloss Rear Panel with Rear Spare Wheel Housing and LED light clusters	✓	✓	✓	✓	✓	✓	✓	✓	✓	✓	✓	✓	✓	✓	✓	✓
GRP High Gloss Scratch/Damage Resistant Side Walls	✓	✓	✓	✓	✓	✓	✓	✓	✓	✓	✓	✓	✓	✓	✓	✓
Distinctive 'Auto-Trail' Exterior Graphics	✓	✓	✓	✓	✓	✓	✓	✓	✓	✓	✓	✓	✓	✓	✓	✓
Acrylic Capped ABS Side Skirts	✓	✓	✓	✓	✓	✓	✓	✓	✓	✓	✓	✓	✓	✓	✓	✓
Keyless Gas Bottle Locker with Internal Release lever	✗	✗	✗	✗	✗	✗	✗	✓	✓	✓	✓	✓	✓	✓	✓	✓
Colour Coded Front Bumper	✓	✓	✓	✓	✓	✓	✓	✓	✓	✓	✓	✓	✓	✓	✓	✓
Colour Coded Rear Ladder	£	£	£	£	£	£	£	£	£	£	£	£	£	£	£	£
Colour Coded Roof Rack (N/A if Media Pack plus is chosen)	£	£	£	£	£	£	£	£	£	£	£	£	£	£	£	£
EXTERNAL LIGHTING AND SAFETY																
'LED' Exterior Awning Light	1	1	1	1	1	1	1	1	1	1	1	1	1	2	2	2
Front Marker Lights - LED	✓	✓	✓	✓	✓	✓	✓	✓	✓	✓	✓	✓	✓	✓	✓	✓
Rear Marker Lights	✓	✓	✓	✓	✓	✓	✓	✓	✓	✓	✓	✓	✓	✓	✓	✓
Side Running Lights	✓	✓	✓	✓	✓	✓	✓	✓	✓	✓	✓	✓	✓	✓	✓	✓
LED Tail Lights	✓	✓	✓	✓	✓	✓	✓	✓	✓	✓	✓	✓	✓	✓	✓	✓
3rd High Level Brake Light	✓	✓	✓	✓	✓	✓	✓	✓	✓	✓	✓	✓	✓	✓	✓	✓
Day Time Running Lights within Fiat Headlights (Removed when Sportline pack chosen)	✓	✓	✓	✓	✓	✓	✓	✓	✓	✓	✓	✓	✓	✓	✓	✓
Low Level Daytime Running Lights (STD within Sportline)	£	£	£	£	£	£	£	£	£	£	£	£	£	£	£	£
12/230 VOLT POWER																
Leisure Battery - 1 Supplied - 100 amp	✓	✓	✓	✓	✓	✓	✓	✓	✓	✓	✓	✓	✓	✓	✓	✓
100 Watt Solar Panel	£	£	£	£	£	£	£	✓	✓	✓	✓	✓	✓	✓	✓	✓
Exterior 230 Volt Socket (situated under rear bed/storage areas)	✓	✓	✓	✗	✓	✓	✓	✓	✓	✓	✓	✓	✓	✓	✓	✓
STORAGE AND ACCESS																
Exterior Storage/Access Locker	✓	✓	✓	✗	✓	✓	✓	✓	✓	✓	✓	✓	✓	✓	✓	✓
Canilever Side Underfloor Storage Lockers	✗	✓	✗	✗	✗	✗	✗	✓	✓	✓	✓	✓	✓	✓	✓	✓
VISIBILITY AND VENTILATION																
Double Glazed Windows with Pleated Flyscreen and Blinds	✓	✓	✓	✓	✓	✓	✓	✓	✓	✓	✓	✓	✓	✓	✓	✓
Wind Up Panoramic Roof Light (Skyline available on Super Lo-Line, Lo-Line & Hi-Line)	✓	✓	✓	✓	✓	✓	✓	✓	✓	✓	✓	✓	✓	✓	✓	✓
12 Volt Roof Fan/Ventilator	✓	✓	✓	✓	✓	✓	✓	✓	✓	✓	✓	✓	✓	✓	✓	✓
AUTO-TRAIL SPECIAL FEATURES																
Remote Central Locking to Entrance Door	✓	✓	✓	✓	✓	✓	✓	✓	✓	✓	✓	✓	✓	✓	✓	✓
Electrically Operated Step	✓	✓	✓	✓	✓	✓	✓	✓	✓	✓	✓	✓	✓	✓	✓	✓
Exterior Hot and Cold Shower Unit	✓	✓	✓	✓	✓	✓	✓	✓	✓	✓	✓	✓	✓	✓	✓	✓
External Gas BBQ Point	✓	✓	✓	✓	✓	✓	✓	✓	✓	✓	✓	✓	✓	✓	✓	✓
Hi-Security Entrance Door with Blind and Waste Bin, Fly Screen plus Umbrella/Storage	✓	✓	✓	✓	✓	✓	✓	✓	✓	✓	✓	✓	✓	✓	✓	✓
Integral Moulded Entrance Step with Removable Mat	✓	✓	✓	✓	✓	✓	✓	✓	✓	✓	✓	✓	✓	✓	✓	✓
Front & Rear Mud Flaps	✓	✓	✓	✓	✓	✓	✓	✓	✓	✓	✓	✓	✓	✓	✓	✓
Rear Corner Steadies	N/A	£	£	£	£	£	£	£	£	£	£	£	£	£	£	£
USB phone charging point with mobile holder	✓	✓	✓	✓	✓	✓	✓	✓	✓	✓	✓	✓	✓	✓	✓	✓

Internal Features

ICON KEY

✓ = Included As Standard ✓option = Optional At No Extra Cost
 £ = Optional At An Extra Cost ✗ = Not Available

CHOICE OF BODY STYLES AVAILABLE (NO COST OPTION)

	RS	EKS	FB	RB	632	634	700	NAVAJO	MOHAWK	SAVANNAH	DAKOTA	DELAWARE	SCOUT	COMANCHE	ARAPAHO	CHIEFTAIN
Super Lo-Line with Panoramic "Skyline" Opening Roof Light	✓option	✓option	✓option	✓option	✓option	✗	✓option	✓option	✓option	✓option	✓option	✓option	✓option	✓option	✓option	✓option
Lo-Line with Overcab Storage Area and Panoramic "Skyline" Opening Roof Light	✓option	✓option	✓option	✓option	✓option	✗	✓option	✓option	✓option	✓option	✓option	✓option	✓option	✓option	✓option	✓option
Hi-Line with Overcab Sleeping and Panoramic "Skyline" Opening Roof Light	✓option	✓option	✓option	✓option	✓option	✓option	✓option	✓option	✓option	✓option	✓option	✓option	✓option	✓option	✓option	✓option
DOMESTIC SOFT FURNISHINGS																
*Tilford' Luxury Upholstery with Dress Curtains and Co-Ordinating Pelmets	✓	✓	✓	✓	£	£	£	£	£	£	£	£	£	£	£	£
*Adstone' Luxury Upholstery with Dress Curtains and Co-Ordinating Pelmets	£	£	£	£	✓	✓	✓	£	£	£	£	£	£	£	£	£
*Fairbourne' Luxury Upholstery with Full Curtains (Frontier only), Voils and Co-Ordinating Pelmets	£	£	£	£	£	£	£	✓	✓	✓	✓	✓	✓	✓	✓	✓
*Livingston' Luxury Leather Upholstery with Full Curtains (Frontier only), Voils and Co-Ordinating Pelmets (fixed rear beds models only)	✗	✗	£	£	£	✗	✗	✗	£	£	£	£	✗	£	✗	£
Scatter Cushions (2 or 4)	2	2	2	2	2	2	2	4	2	2	2	2	4	4	4	4
Side Wall Ventilation Boards	✓	✓	✓	✓	✓	✓	✓	✓	✓	✓	✓	✓	✓	✓	✓	✓
Cushioned Vinyl Floor with Removable Bound Edged Carpets	✓	✓	✓	✓	✓	✓	✓	✓	✓	✓	✓	✓	✓	✓	✓	✓
KITCHEN FEATURES																
Cutlery Storage	✓	✓	✓	✓	✓	✓	✓	✓	✓	✓	✓	✓	✓	✓	✓	✓
*Soft Close' to Drawers	✗	✗	✗	✗	✗	✗	✗	✓	✓	✓	✓	✓	✓	✓	✓	✓
Domestic Style Single Lever Mixer Taps	✓	✓	✓	✓	✓	✓	✓	✓	✓	✓	✓	✓	✓	✓	✓	✓
Domestic Style Worktops	✓	✓	✓	✓	✓	✓	✓	✓	✓	✓	✓	✓	✓	✓	✓	✓
Inset Sink/Drainer with Flush Fitting Cover	✓	✓	✓	✓	✓	✓	✓	✓	✓	✓	✓	✓	✓	✓	✓	✓
Dedicated Sink Cover Storage	✓	✓	✓	✓	✓	✓	✓	✓	✓	✓	✓	✓	✓	✓	✓	✓
Under Worktop LED Feature Lighting	✗	✗	✗	✗	✗	✗	✗	✓	✓	✓	✓	✓	✓	✓	✓	✓
WASHROOM FEATURES																
Domestic Style Bathroom Taps and Shower Head/Controls	✓	✓	✓	✓	✓	✓	✓	✓	✓	✓	✓	✓	✓	✓	✓	✓
Domestic Style Washroom Doors	✓	✓	✓	✓	✓	✓	✓	✓	✓	✓	✓	✓	✓	✓	✓	✓
Fully Enclosed 'Seamless' Shower Cubicle with High Level Foldaway Drying Rail	✓	✓	✓	✓	✓	✓	✓	✓	✓	✓	✓	✓	✓	✓	✓	✓
Variable Shower Control and Black Riser Tower	✓	✓	✓	✓	✓	✓	✓	✓	✓	✓	✓	✓	✓	✓	✓	✓
Vanity Storage Cabinet	✓	✓	✓	✓	✓	✓	✓	✓	✓	✓	✓	✓	✓	✓	✓	✓
Blown Air Heating Outlets to Washroom area	✓	✓	✓	✓	✓	✓	✓	✓	✓	✓	✓	✓	✓	✓	✓	✓
Large Mirror with Backlit LED Lighting	✓	✓	✓	✓	✓	✓	✓	✓	✓	✓	✓	✓	✓	✓	✓	✓
12 Volt Electric Flush Toilet with Removable Cassette on Wheels	✓	✓	✓	✓	✓	✓	✓	✓	✓	✓	✓	✓	✓	✓	✓	✓
LIVING ROOM FEATURES																
Easy Access to most Bed Boxes by Lifting the Base Cushions via Gas Struttts or Door	✓	✓	✓	✓	✓	✓	✓	✓	✓	✓	✓	✓	✓	✓	✓	✓
Aosta Cherry Solid Plywood Interior Furniture	✓	✓	✓	✓	✓	✓	✓	✓	✓	✓	✓	✓	✓	✓	✓	✓
Hi Gloss Graphite Grey Band to Upper Locker Doors	✓	✓	✓	✓	✓	✓	✓	✓	✓	✓	✓	✓	✓	✓	✓	✓
Pleated Fly Screen to all Opening Windows	✓	✓	✓	✓	✓	✓	✓	✓	✓	✓	✓	✓	✓	✓	✓	✓
Circular Table and Boom Arm	£	£	✓	✓	✓	✗	✗	£	✓	✓	✓	✓	✗	£	✗	£
Cocktail Cabinet	✓	✓	✓	✓	✓	✓	✓	✓	✓	✓	✓	✓	✓	✓	✓	✓
Cushioned Close Overhead Lockers/Doors	✓	✓	✓	✓	✓	✓	✓	✓	✓	✓	✓	✓	✓	✓	✓	✓
Free Standing Table	✓	✓	✓	✓	✓	✓	✗	✓	✓	✓	✓	✓	✓	✓	✓	✓
Dinette Table attached to Offside Wall	✗	✗	✗	✗	✗	✗	✓	✗	✗	✗	✗	✗	✓	✗	✗	✗
Pleated Blinds to Cab Windows	✓	✓	✓	✓	✓	✓	✓	✓	✓	✓	✓	✓	✓	✓	✓	✓
Metal 'Roller Ball' Drawer Runners	✓	✓	✓	✓	✓	✓	✓	✓	✓	✓	✓	✓	✓	✓	✓	✓
Swivel Driver's and Passenger Seat	✓	✓	✓	✓	✓	✓	✓	✓	✓	✓	✓	✓	✓	✓	✓	✓
*On the move' Heating for Habitation area	✓	✓	✓	✓	✓	✓	✓	✓	✓	✓	✓	✓	✓	✓	✓	✓

Internal Features

ICON KEY

- ✓ = Included As Standard ✓option = Optional At No Extra Cost
- £ = Optional At An Extra Cost ✗ = Not Available

	TRACKER						APACHE			FRONTIER						
	RS	EKS	FB	RB	632	634	700	NAVAJO	MOHAWK	SAVANNAH	DAKOTA	DELAWARE	SCOUT	COMANCHE	ARAPAHO	CHIEFTAIN
SAFETY FEATURES																
ECWVTA + Compliance to all Relevant European Standards	✓	✓	✓	✓	✓	✓	✓	✓	✓	✓	✓	✓	✓	✓	✓	✓
Entrance Door Grab Handle	✓	✓	✓	✓	✓	✓	✓	✓	✓	✓	✓	✓	✓	✓	✓	✓
Flame Failure Shut Off Valves to all Gas Appliances	✓	✓	✓	✓	✓	✓	✓	✓	✓	✓	✓	✓	✓	✓	✓	✓
Isolation Taps to all Gas Appliances	✓	✓	✓	✓	✓	✓	✓	✓	✓	✓	✓	✓	✓	✓	✓	✓
National Caravan Council Approved	✓	✓	✓	✓	✓	✓	✓	✓	✓	✓	✓	✓	✓	✓	✓	✓
Optional Lounge Layouts Incorporating Seatbelts - See Vehicle Layouts	£	✗	£	£	£	✗	✓option	✗	£	£	£	£	✓option	£	✓option	£
3 Point Rear Facing Belts, with High Back Rest and Head Rests. (Fitted to a Double Dinette - Option C)	✗	✗	✗	✗	✗	✗	£	✗	✗	✗	✗	✗	£	£	£	£
Smoke Alarm/Co Alarm	✓	✓	✓	✓	✓	✓	✓	✓	✓	✓	✓	✓	✓	✓	✓	✓
Fire Extinguisher	✓	✓	✓	✓	✓	✓	✓	✓	✓	✓	✓	✓	✓	✓	✓	✓
WATER FEATURES																
Fresh/Waste Water Tank Gauge (Digital Display)	✓	✓	✓	✓	✓	✓	✓	✗	✗	✗	✗	✗	✗	✗	✗	✗
Fresh/Waste Water Tank Gauge (Colour Screen Display)	✗	✗	✗	✗	✗	✗	✗	✓	✓	✓	✓	✓	✓	✓	✓	✓
Pressurised Water System	✓	✓	✓	✓	✓	✓	✓	✓	✓	✓	✓	✓	✓	✓	✓	✓
ELECTRICAL AND GAS FEATURES																
12 Volt Electric Flush Toilet	✓	✓	✓	✓	✓	✓	✓	✓	✓	✓	✓	✓	✓	✓	✓	✓
12 Volt 3 Speed Roof Fan/Ventilator	✓	✓	✓	✓	✓	✓	✓	✓	✓	✓	✓	✓	✓	✓	✓	✓
12 Volt Under Locker 'LED' Dimmable Lighting	✓	✓	✓	✓	✓	✓	✓	✓	✓	✓	✓	✓	✓	✓	✓	✓
Ambient Concealed 'LED' Over Locker Lighting	✓	✓	✓	✓	✓	✓	✓	✓	✓	✓	✓	✓	✓	✓	✓	✓
Under Locker 12 Volt 'LED' Reading Lights	✓	✓	✓	✓	✓	✓	✓	✓	✓	✓	✓	✓	✓	✓	✓	✓
12 Volt Courtesy Wardrobe Light	✓	✓	✓	✓	✓	✓	✓	✓	✓	✓	✓	✓	✓	✓	✓	✓
175 Litre Fridge Freezer	✗	✗	✓	✗	✗	✗	✗	✗	✗	✓	✓	✓	✓	✓	✓	✓
96 Litre Fridge with Removable Freezer Compartment	✓	✓	✗	✓	✓	✓	✓	✓	✗	✗	✗	✗	✗	✗	✗	✗
230 Volt Socket (s)	✓	✓	✓	✓	✓	✓	✓	✓	✓	✓	✓	✓	✓	✓	✓	✓
Coaxial TV Aerial, 12 Volt and 230 Volt Socket (No Aerial with Media Plus pack)	✓	✓	✓	✓	✓	✓	✓	✓	✓	✓	✓	✓	✓	✓	✓	✓
Battery Charge/Discharge Digital Readout (Amps)	✓	✓	✓	✓	✓	✓	✓	✓	✓	✓	✓	✓	✓	✓	✓	✓
Digital Clock with Alarm Facilities	✓	✓	✓	✓	✓	✓	✓	✓	✓	✓	✓	✓	✓	✓	✓	✓
Digital Inside and Outside Temperature Guide	✓	✓	✓	✓	✓	✓	✓	✓	✓	✓	✓	✓	✓	✓	✓	✓
Engine Battery Condition Indicator	✓	✓	✓	✓	✓	✓	✓	✓	✓	✓	✓	✓	✓	✓	✓	✓
Event Timer Facility	✓	✓	✓	✓	✓	✓	✓	✓	✓	✓	✓	✓	✓	✓	✓	✓
Flush Fitting 4 Ring Hob (3 x Gas, 1 x 800 Watt Electric), Full Cooker and Pan Store	✓	✓	✓	✓	✓	✓	✓	✓	✓	✓	✓	✓	✓	✓	✓	✓
Variable Rate Transformer/Charger	✓	✓	✓	✓	✓	✓	✓	✓	✓	✓	✓	✓	✓	✓	✓	✓
Illuminated Entrance Door Area	✓	✓	✓	✓	✓	✓	✓	✓	✓	✓	✓	✓	✓	✓	✓	✓
Leisure Battery Condition Indicator (Volts)	✓	✓	✓	✓	✓	✓	✓	✓	✓	✓	✓	✓	✓	✓	✓	✓
RCD Unit	✓	✓	✓	✓	✓	✓	✓	✓	✓	✓	✓	✓	✓	✓	✓	✓
Rear Speakers	✓	✓	✓	✓	✓	✓	✓	✓	✓	✓	✓	✓	✓	✓	✓	✓
Fully Fitted Stainless Steel 800 Watt Microwave	✓	✓	✓	✓	✓	✓	✓	✓	✓	✓	✓	✓	✓	✓	✓	✓
3kw Gas and /or 2kw - 230v Heating with 12v Blown Air	✓	✓	✗	✓	✗	✓	✓	✓	✓	✗	✗	✗	✓	✗	✓	✓
Gas/Electric Ultra Store Water Heater	✓	✓	✗	✓	✗	✓	✓	✓	✓	✗	✗	✗	✓	✗	✓	✓
Combi, 4kw Gas/230v Heater (6kw on Twin Axle models), 12v Blown Air & Gas/230v Boiler, inc digital control panel	✗	✗	✓	✗	✓	✗	✗	✗	✗	✓	✓	✓	✗	✓	✗	✗

Chassis Specification

TRACKER

APACHE

* If the maximum authorised vehicle weight is not fully utilised, then the towable weight can be increased accordingly. The gross train figure however must not be exceeded.

ICON KEY

✓ = Included As Standard ✓option = Optional At No Extra Cost
£ = Optional At An Extra Cost ✗ = Not Available

ENGINE/CHASSIS SPECIFICATION

	RS	EKS	FB	RB	632	634	700
Fiat Ducato Chassis Type	Light	Light	Light	Heavy	Light	Light	Heavy
Engine Type	Multijet	Multijet	Multijet	Multijet	Multijet	Multijet	Multijet
Max. Torque (Nm)	320 Nm@1800rpm	320 Nm@1800rpm	320 Nm@1800rpm	320 Nm@1800rpm	320 Nm@1800rpm	320 Nm@1800rpm	320 Nm@1800rpm
Engine Output (130bhp) Euro 5 high torque, fuel efficient system.	✓	✓	✓	✓	✓	✓	✓
Engine Output (147bhp) Euro 5 high torque, fuel efficient system.	£	£	£	£	£	£	£
Engine Output (177bhp) Euro 5 high torque, fuel efficient system.	£	£	£	£	£	£	£
Drive	Front	Front	Front	Front	Front	Front	Front
Number of Cylinders	4	4	4	4	4	4	4
Common Rail Direct Injection Diesel	✓	✓	✓	✓	✓	✓	✓
Gearbox (Number of Forward/Reverse Gears)	6.1	6.1	6.1	6.1	6.1	6.1	6.1
Intercooler	✓	✓	✓	✓	✓	✓	✓
Fiat Comfortmatic 'Auto' Gearbox (Available on 130/147/177 bhp)	£	£	£	£	£	£	£
Left Hand Drive Cab (Lead times will apply)	✓option	✓option	✓option	✓option	✓option	✓option	✓option

MEASUREMENTS

Fuel Tank Capacity (Ltr)	90 Ltr	90 Ltr	90 Ltr	90 Ltr	90 Ltr	90 Ltr	90 Ltr
Max. Front Axle Loading (kgs)	1850 kgs	1850 kgs	1850 kgs	2100 kgs	1850 kgs	1850 kgs	2100 kgs
Max. Rear Axle Loading (kgs)	2000 kgs	2000 kgs	2000 kgs	2400 kgs	2000 kgs	2000 kgs	2400 kgs
Max. Gross Weight (kgs) (All 3500kg models can be upgraded to 3650kg FOC)	3500 kgs	3500 kgs	3500 kgs	4250 kgs	3500 kgs	3500 kgs	4250 kgs
Max. Gross Train Weight (kgs) (With 3650kg upgrade MGTW increases to 4900)	4750 kgs	4750 kgs	4750 kgs	5500 kgs	4750 kgs	4750 kgs	5500 kgs
Max. Towing Weight (kgs)	1250 kgs	1250 kgs	1250 kgs	1250 kgs	1250 kgs	1250 kgs	1250 kgs
Overall Length (mm)	6.10 m	6.39 m	7.09 m	7.60 m	6.95 m	7.09 m	7.50 m
Wheel Base (mm)	3800 mm	3450 mm	3800 mm	4035 mm	3800 mm	3800 mm	4035 mm

SAFETY

ABS Braking	✓	✓	✓	✓	✓	✓	✓
Disc Brakes Front and Rear	✓	✓	✓	✓	✓	✓	✓
Central Locking with Auto Close	✓	✓	✓	✓	✓	✓	✓
Fitted Engine Immobiliser	✓	✓	✓	✓	✓	✓	✓
Integral Spare Wheel (Steel type) and Moulded Cover	✓	✓	✓	✓	✓	✓	✓

EXTERIOR FEATURES

Adjustable, Electrically Operated Heated Exterior Mirrors	✓	✓	✓	✓	✓	✓	✓
Alloy Wheels (Excluding Spare)	✗	✗	✗	✗	✗	✗	✗
Electrically Operated Windows	✓	✓	✓	✓	✓	✓	✓
Exterior Mirrors with Blind spot Mirror	✓	✓	✓	✓	✓	✓	✓
Mud Flaps Front and Rear	✓	✓	✓	✓	✓	✓	✓
Tyres	215/70 R15 CP	215/70 R15 CP	215/70 R15 CP	225/75 R16 CP	215/70 R15 CP	215/70 R15 CP	225/75 R16 CP

INTERIOR FEATURES

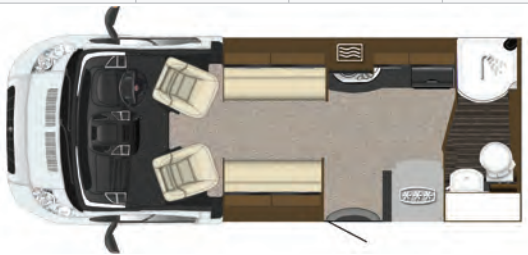


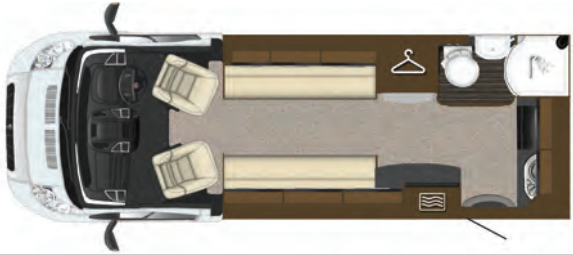
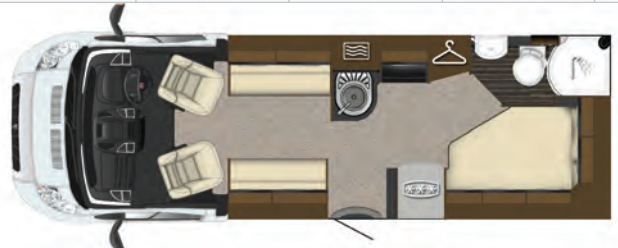


Cab Air Conditioning	✓	✓	✓	✓	✓	✓	✓
Cruise Control	✓	✓	✓	✓	✓	✓	✓
Multi Function Trip Computer	✓	✓	✓	✓	✓	✓	✓
Digital Clock	✓	✓	✓	✓	✓	✓	✓
Fully Height Adjustable Drivers and Passenger Seats (with two folding fully adjustable unupholstered armrests)	✓	✓	✓	✓	✓	✓	✓
Fully Upholstered 'Captain' Seats with Map Pockets (with two folding fully adjustable unupholstered armrests)	✓	✓	✓	✓	✓	✓	✓
Removable Bound Edged Cab Carpet	✓	✓	✓	✓	✓	✓	✓
Stereo Radio/CD Player (Std with Media pack, see page 48)	£	£	£	£	£	£	£
Storage Pockets in both Cab Doors	✓	✓	✓	✓	✓	✓	✓

FRONTIER

NAVAJO	MOHAWK	SAVANNAH	DAKOTA	DELAWARE	SCOUT	COMANCHE	ARAPAHO	CHIEFTAIN
Light Multijet 320 Nm@1800rpm	Heavy Multijet 320 Nm@1800rpm	Heavy Multijet 320 Nm@1800rpm	Heavy Multijet 320 Nm@1800rpm	Heavy Multijet 320 Nm@1800rpm	Heavy Multijet 320 Nm@1800rpm	Heavy Multijet 400 Nm@1400rpm	Heavy Multijet 400 Nm@1400rpm	Heavy Multijet 400 Nm@1400rpm
✓	✓	✓	✓	✓	✓	✗	✗	✗
£	£	£	£	£	£	✗	✗	✗
£	£	£	£	£	£	✓	✓	✓
Front	Front	Front	Front	Front	Front	Front	Front	Front
4	4	4	4	4	4	4	4	4
✓	✓	✓	✓	✓	✓	✓	✓	✓
6.1	6.1	6.1	6.1	6.1	6.1	6.1	6.1	6.1
✓	✓	✓	✓	✓	✓	✓	✓	✓
£	£	£	£	£	£	£	£	£
✓option	✓option	✓option	✓option	✓option	✓option	✓option	✓option	✓option
90 Ltr	90 Ltr	90 Ltr	90 Ltr	90 Ltr	90 Ltr	90 Ltr	90 Ltr	90 Ltr
1850 kgs	2100 kgs	2100 kgs	2100 kgs	2100 kgs	2100 kgs	2100 kgs	2100 kgs	2100 kgs
2000 kgs	2400 kgs	2400 kgs	2400 kgs	2400 kgs	2400 kgs	2x1500 kgs	2x1500 kgs	2x1500 kgs
3500 kgs	4250 kgs	4250 kgs	4250 kgs	4250 kgs	4250 kgs	5000 kgs	5000 kgs	5000 kgs
4750 kgs	5500 kgs	5500 kgs	5500 kgs	5500 kgs	5500 kgs	6000 kgs*	6000 kgs*	6000 kgs*
1250 kgs	1250 kgs	1250 kgs	1250 kgs	1250 kgs	1250 kgs	1000 kgs*	1000 kgs*	1000 kgs*
6.81 m	7.50 m	7.60 m	7.60 m	7.90 m	7.90 m	8.73 m	8.73 m	8.73 m
3800 mm	4035 mm	4035 mm	4035 mm	4300 mm	4300 mm	5261 mm	5261 mm	5261 mm
✓	✓	✓	✓	✓	✓	✓	✓	✓
✓	✓	✓	✓	✓	✓	✓	✓	✓
✓	✓	✓	✓	✓	✓	✓	✓	✓
✓	✓	✓	✓	✓	✓	✓	✓	✓
✓	✓	✓	✓	✓	✓	✓	✓	✓
✓	✓	✓	✓	✓	✓	✓	✓	✓
215/70 R15 CP	225/75 R16 CP	225/75 R16 CP	225/75 R16 CP	225/75 R16 CP	225/75 R16 CP	225/75 R16 CP	225/75 R16 CP	225/75 R16 CP
✓	✓	✓	✓	✓	✓	✓	✓	✓
✓	✓	✓	✓	✓	✓	✓	✓	✓
✓	✓	✓	✓	✓	✓	✓	✓	✓
✓	✓	✓	✓	✓	✓	✓	✓	✓
✓	✓	✓	✓	✓	✓	✓	✓	✓
✓	✓	✓	✓	✓	✓	✓	✓	✓
✓	✓	✓	✓	✓	✓	✓	✓	✓
£	£	£	£	£	£	£	£	£
✓	✓	✓	✓	✓	✓	✓	✓	✓

* If the maximum authorised vehicle weight is not fully utilised, then the towable weight can be increased accordingly. The gross train figure however must not be exceeded.

Layouts

SPECIFICATION DETAILS							COST LAYOUT OPTIONS	
Chassis Cab	Engine Power (BHP)	Overall Length	Mass in Running Order (MRO) (Std. Models)	Max. Authorised Weight	Bed Size(s)	Cost Optional Details and Layouts		
RS							Width for all vehicles: 2.35m	
Fiat Ducato Light	130 as standard 147 as optional 177 as optional	6105mm (20'0")	2995kg (See page 53)	3500/3650kg	Front: 2.10 x 1.22m	<p>Available as Hi-Line, Lo-Line and Super Lo-Line</p> 	<p>Cost Option A Half Dinette</p> <p>See page 45 for optional seating arrangements</p> 	
<p>Available as Hi-Line, Lo-Line and Super Lo-Line</p>								
EKS							Width for all vehicles: 2.35m	
Fiat Ducato Light	130 as standard 147 as optional 177 as optional	6399mm (21'0")	3140kg (See page 53)	3500kg	Front: 2.10 x 1.66m (or 2 singles)	<p>Available as Hi-Line, Lo-Line and Super Lo-Line</p> 	<p>Cost Optional seating arrangements are not available on this model</p>	
<p>Available as Hi-Line, Lo-Line and Super Lo-Line</p>								
FB							Width for all vehicles: 2.35m	
Fiat Ducato Light	130 as standard 147 as optional 177 as optional	7093mm (23'3")	3210kg (See page 53)	3500/3650kg	Front: 2.10 x 1.22m Rear: 1.30 x 1.90m	<p>Available as Hi-Line, Lo-Line and Super Lo-Line</p> 	<p>Cost Option A Half Dinette</p> <p>See page 45 for optional seating arrangements</p> 	
<p>Available as Hi-Line, Lo-Line and Super Lo-Line</p>								

TRACKER RANGE LAYOUTS

SPECIFICATION DETAILS

COST LAYOUT OPTIONS

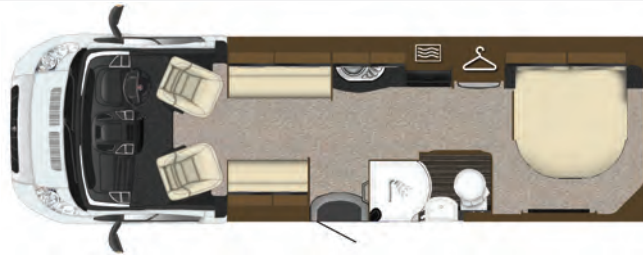
TRACKER RANGE LAYOUTS

RB

Width for all vehicles: 2.35m

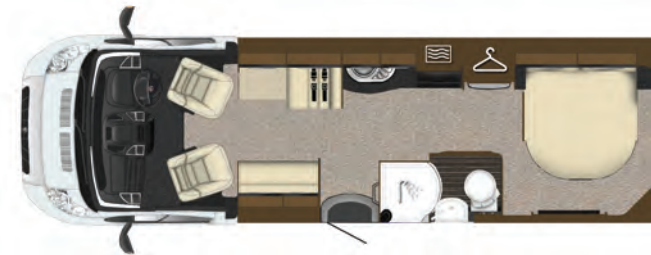
Fiat Ducato Heavy	130 as standard 147 as optional 177 as optional	7600mm (24'11")	3405kg (See page 53)	4250kg	Front: 2.10 x 1.22m Rear: 1.90 x 1.30m
-------------------	---	-----------------	-------------------------	--------	---

Available as Hi-Line, Lo-Line and Super Lo-Line



Cost Option A Half Dinette

See page 45 for optional seating arrangements


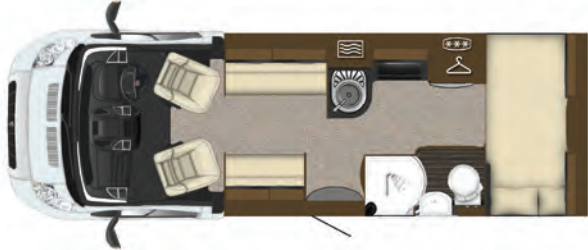

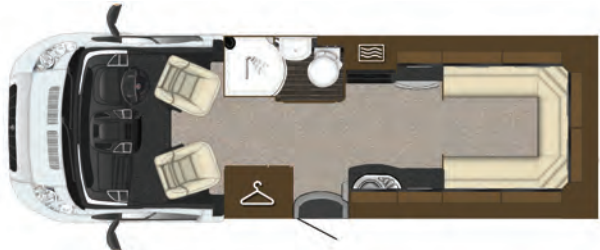






Looking for even more technical specification information and guides on "how to", why not visit our new YouTube website autotrailTV where there are various short videos relating to product news, road tests, operating instructions and much, much, more.



WWW.YOUTUBE.COM/AUTOTRAILTV

Layouts

APACHE RANGE LAYOUTS	SPECIFICATION DETAILS						COST LAYOUT OPTIONS	
	Chassis Cab	Engine Power (BHP)	Overall Length	Mass in Running Order (MRO) (Std. Models)	Max. Authorised Weight	Bed Size(s)	Cost Optional Details and Layouts	
APACHE RANGE LAYOUTS	632 Width for all vehicles: 2.35m							
	Fiat Ducato Light	130 as standard 147 as optional 177 as optional	6955mm (22'9")	3180kg (See page 53)	3500/3650kg	Front: 2.10 x 1.22m Rear: 1.22 x 2.17m	<p>Cost Option A Half Dinette</p> <p>See page 45 for optional seating arrangements</p> 	
	Available as Hi-Line, Lo-Line and Super Lo-Line							
634								
Fiat Ducato Light	130 as standard 147 as optional 177 as optional	7093mm (23'3")	3230kg (See page 53)	3500/3650kg	Rear: 2.10 x 1.79m (or 2 singles)	<p>Cost Optional seating arrangements are not available on this model</p>		
Available as Hi-Line, only								
700 Width for all vehicles: 2.35m								
Fiat Ducato Heavy	130 as standard 147 as optional 177 as optional	7500mm (24'7")	3445kg (See page 53)	4250kg	Front: 1.86 x 1.03m Rear: 2.10 x 1.50m	<p>Cost Option B Double Dinette</p> <p>(with rear facing seatbelts)</p> <p>See page 45 for optional seating arrangements</p> 		
Available as Hi-Line, Lo-Line and Super Lo-Line							<p>Option C Lounge Dinette</p> <p>See page 45 for optional seating arrangements</p> 	

SPECIFICATION DETAILS

COST LAYOUT OPTIONS

Chassis Cab

Engine Power (BHP)

Overall Length

Mass in Running Order (MRO) (Std. Models)

Max. Authorised Weight

Bed Size(s)

Cost Optional Details and Layouts

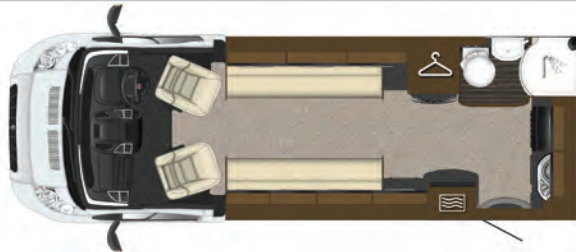
FRONTIER RANGE LAYOUTS

NAVAJO

Width for all vehicles: 2.35m

Fiat Ducato Light	130 as standard 147 as optional 177 as optional	6811mm (22'4")	3220kg (See page 53)	3500/3650kg	Front: 2.10 x 1.86m (or 2 singles)
-------------------	---	----------------	-------------------------	-------------	---------------------------------------

Available as Hi-Line, Lo-Line and Super Lo-Line



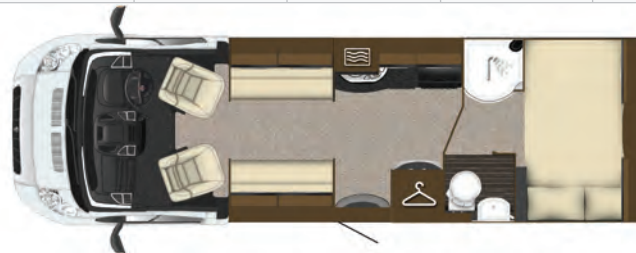
Cost Optional seating arrangements are not available on this model

MOHAWK

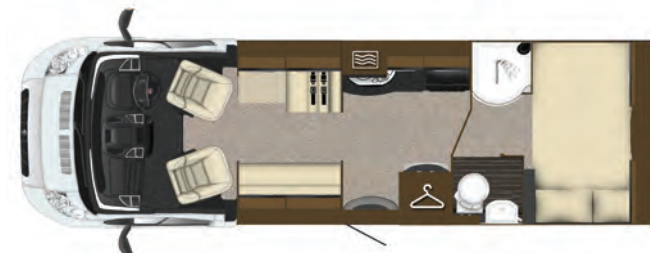
Width for all vehicles: 2.35m

Fiat Ducato Heavy	130 as standard 147 as optional 177 as optional	7505mm (24'7")	3430kg (See page 53)	4250kg	Front: 2.10 x 1.22m Rear: 2.17 x 1.38m
-------------------	---	----------------	-------------------------	--------	---

Available as Hi-Line, Lo-Line and Super Lo-Line



Cost Option A Half Dinette
See page 45 for optional seating arrangements

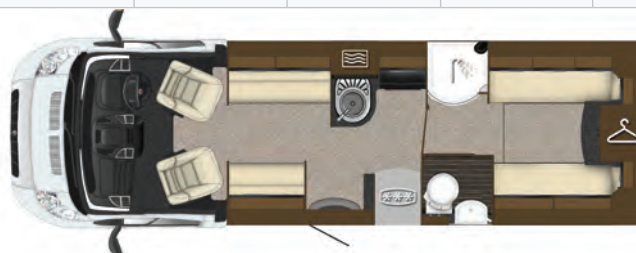


SAVANNAH

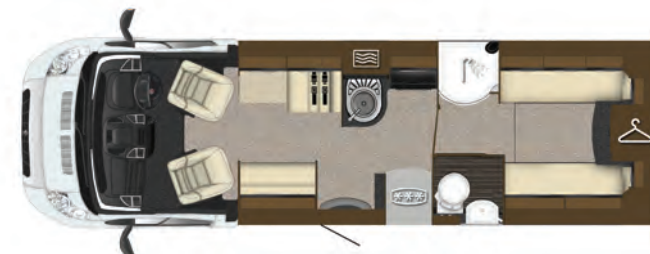
Width for all vehicles: 2.35m

Fiat Ducato Heavy	130 as standard 147 as optional 177 as optional	7606mm (24'11")	3450kg (See page 53)	4250kg	Front: 2.10 x 1.22m Rear 1: 1.87 x 0.7m Rear 2: 1.83 x 0.7m
-------------------	---	-----------------	-------------------------	--------	---

Available as Hi-Line, Lo-Line and Super Lo-Line



Cost Option A Half Dinette
See page 45 for optional seating arrangements



SPECIFICATION DETAILS

COST LAYOUT OPTIONS

Chassis Cab

Engine Power (BHP)

Overall Length

Mass in Running Order (MRO) (Std. Models)

Max. Authorised Weight

Bed Size(s)

Cost Optional Details and Layouts

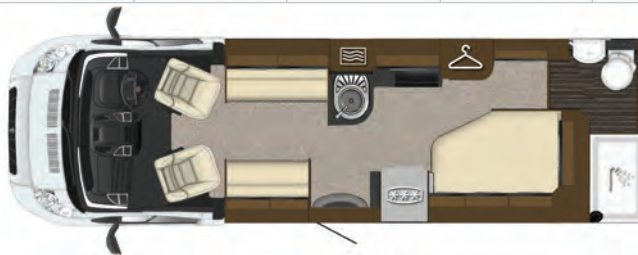
FRONTIER RANGE LAYOUTS

DAKOTA

Width for all vehicles: 2.35m

Fiat Ducato Heavy	130 as standard 147 as optional 177 as optional	7606mm (24'11")	3525kg (See page 53)	4250kg	Front: 2.10 x 1.22m Rear: 1.30 x 1.90m
-------------------	---	-----------------	-------------------------	--------	---

Available as Hi-Line, Lo-Line and Super Lo-Line



Cost Option A Half Dinette

See page 45 for optional seating arrangements

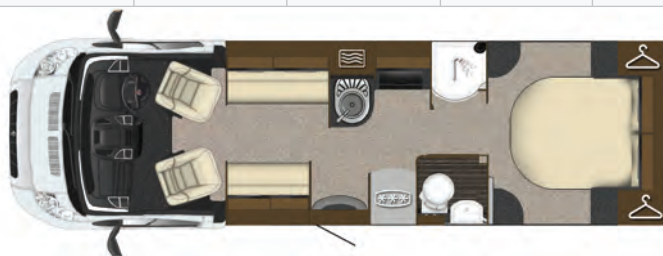


DELAWARE

Width for all vehicles: 2.35m

Fiat Ducato Heavy	130 as standard 147 as optional 177 as optional	7902mm (25'11")	3660kg (See page 53)	4250kg	Front: 2.10 x 1.22m Rear: 1.90 x 1.35m
-------------------	---	-----------------	-------------------------	--------	---

Available as Hi-Line, Lo-Line and Super Lo-Line



Cost Option A Half Dinette

See page 45 for optional seating arrangements

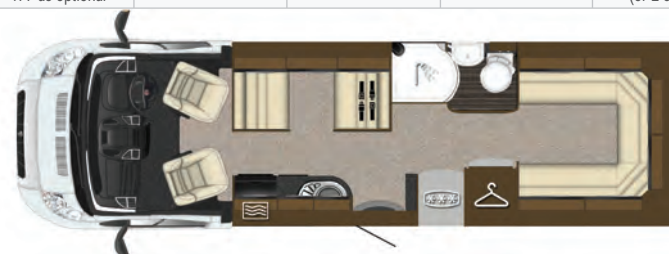


SCOUT

Width for all vehicles: 2.35m

Fiat Ducato Heavy	130 as standard 147 as optional 177 as optional	7902mm (25'11")	3600kg (See page 53)	4250kg	Front: 1.86 x 1.03m Rear: 2.10 x 1.85m (or 2 singles)
-------------------	---	-----------------	-------------------------	--------	--

Available as Hi-Line, Lo-Line and Super Lo-Line



Cost Option B Double Dinette

with rear facing seatbelts

See page 45 for optional seating arrangements



Option C Lounge Dinette

See page 45 for optional seating arrangements



SPECIFICATION DETAILS

COST LAYOUT OPTIONS

Chassis Cab

Engine Power (BHP)

Overall Length

Mass in Running Order (MRO) (Std. Models)

Max. Authorised Weight

Bed Size(s)

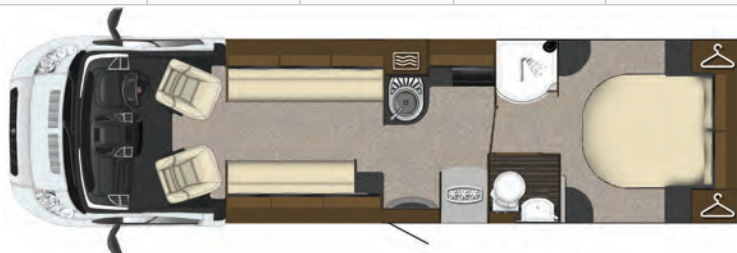
Cost Optional Details and Layouts

COMANCHE

Width for all vehicles: 2.35m

Fiat Ducato Heavy	177 as standard	8731mm (28'7")	4075kg (See page 53)	5000kg	Front: 2.10 x 1.86m Rear: 1.90 x 1.35m
-------------------	-----------------	----------------	-------------------------	--------	---

Available as Hi-Line, Lo-Line and Super Lo-Line



Cost Option B Double Dinette
See page 45 for optional seating arrangements



Cost Option B Double Dinette
with rear facing seatbelts
See page 45 for optional seating arrangements



Cost Option C Lounge Dinette
See page 45 for optional seating arrangements

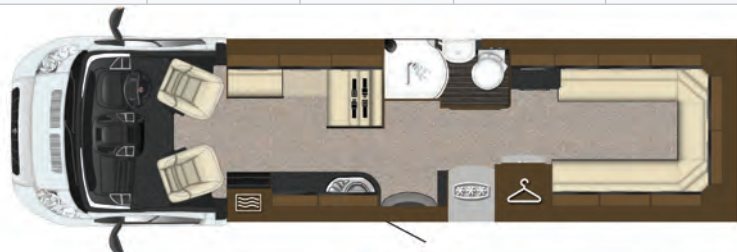


ARAPAHO

Width for all vehicles: 2.35m

Fiat Ducato Heavy	177 as standard	8731mm (28'7")	4040kg (See page 53)	5000kg	Front: 1.86 x 1.03m Rear: 2.10 x 2.16m (or 2 singles)
-------------------	-----------------	----------------	-------------------------	--------	---

Available as Hi-Line, Lo-Line and Super Lo-Line



Cost Option B Lounge Dinette
See page 45 for optional seating arrangements



Cost Option B Double Dinette
with rear facing seatbelts
See page 45 for optional seating arrangements

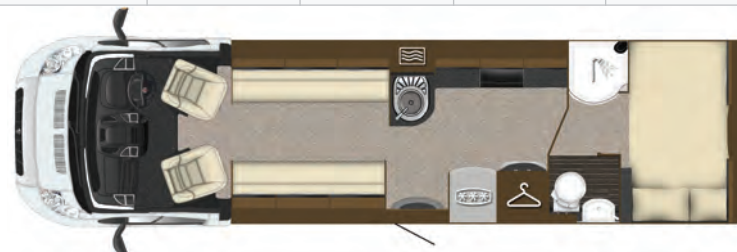


CHIEFTAIN

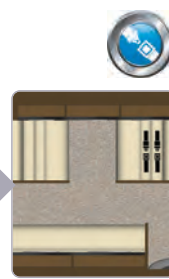
Width for all vehicles: 2.35m

Fiat Ducato Heavy	177 as standard	8731mm (28'7")	4000kg (See page 53)	5000kg	Front: 2.10 x 1.86m Rear: 2.17 x 1.38m
-------------------	-----------------	----------------	-------------------------	--------	---

Available as Hi-Line, Lo-Line and Super Lo-Line



Cost Option B Double Dinette
See page 45 for optional seating arrangements



Cost Option B Double Dinette
with rear facing seatbelts
See page 45 for optional seating arrangements



Cost Option C Lounge Dinette
See page 45 for optional seating arrangements



Warranty and Assistance

For your peace of mind



Auto-Trail Warranty

MANUFACTURERS
WARRANTY



2 YEARS

Your Auto-Trail motorhome is covered by a 2 year manufacturer's warranty; this is supplemented by a 1 year insurance backed warranty to provide a 3 year habitation warranty for total piece of mind. The Fiat chassis is covered on the same basis of 2 years Fiat and one years insurance backed warranty.

BODY CONSTRUCTION
INTEGRITY WARRANTY



10 YEARS

The exterior of your Auto-Trail motorhome is offered with a 10 year manufacturer's Body Construction Integrity Warranty (terms and conditions apply). For full details please refer to the warranty booklet supplied with your vehicle.

Please ensure your dealer registers the body and chassis warranty at the time of collection and supplies you with a copy of the warranty handbook, service book and insurance booklet.

Your sales contract is with your chosen supplying dealer. Please read your warranty booklet or consult your dealer who will be able to explain all aspects of your vehicles warranty, or alternatively, please see further details at www.auto-trail.co.uk

Further info: www.auto-trail.co.uk

Fiat Camper Assistance

Fiat has a dedicated call centre just for motorhome owners. Just call 00800 3428 1111 from a landline or 0800 3428 1111 from a mobile and a knowledgeable English-speaking operator will give you extensive information on the products and the services offered, and will transfer your call to a specialist technician or to Fiat Camper Assistance, the on-road support team specially set up to help drivers of Fiat-based motorhomes.

Fiat has a European network of more than 6,500 Fiat Ducato service centres, where you will find fully equipped workshops, specialist personnel and all the parts you could need for your motorhome.

Fiat has also established more than 1,700 specialist centres where motorhome drivers are always welcome: Fiat Camper Assistance workshops all have the capacity, lifts and parking areas suitable for your vehicle.

Alternatively dial: 00 39 02 4441 2160 from any European country, seven days a week, 24 hours a day, to get immediate help. Specialists will assist you in the event of an accident, a breakdown, running out of fuel, loss of keys, theft, etc.

While your motorhome is repaired, you can benefit from a replacement vehicle of suitable size and hotel accommodation. To enable you to resume your journey as soon as possible, the Fiat Camper Assistance call centre remains in direct contact with you and the workshop that is repairing your vehicle. Fiat will also help them order the part needed to ensure your vehicle is repaired as quickly as possible so you can resume your trip as soon as possible.

If you are calling from a UK mobile in UK you must delete the first 0 - ie dial 0800 3428 1111 If you are calling from a UK landline in UK then you must dial 00800 3428 1111 If you are calling from a UK mobile in Europe then dial 00800 3428 1111

Auto-Trail VR Limited reserve the right to alter specifications, prices and model ranges as materials and conditions demand, which could affect the unladen weight and therefore can accept no responsibility for discrepancies between this information and subsequent models. All Motorhomes in this brochure conform to European Standards for Motorhomes: EN1646

All photographs show vehicles fitted with the cost optional Lifestyle Pack(s), photographs may show other optional extras and may contain photography props not included with the purchase of a vehicle. The content of this publication is as accurate as possible from the information available at the time of going to press (September 2013). ISSUE 1

This brochure is printed using sustainable resources. When you have finished with this brochure please recycle it.

With thanks to Arco for supplying a diverse range of supporting props to create a homely and welcoming environment.



Authorised stockist details: