

Compass



THE EAGERLY
AWAITED RETURN OF A
CLASSIC CARAVAN BRAND!

ALL NEW TOURING CARAVAN RANGE FOR 2014
corona omega rallye



SOLED
STRONG LIGHT DRY

The revolutionary construction system
for a new generation of caravan

backed by
10 YEAR
water ingress
warranty



The revolutionary construction system for a new generation of caravan

The first and only fully-bonded construction

Working with Henkel, the world renowned structural bonding specialists, we have created the first fully bonded touring caravan. This world-class construction system is used on Formula 1 racing cars, super yachts and is even used to bond the wings of aeroplanes. And now Compass caravans are built using the same pioneering and proven technology - **SoLiD**.

SoLiD is strong

Our caravans have more integrity and rigidity by spreading stresses and strains evenly across all joints.

SoLiD is light

The new construction system enables us to make not only stronger, but lighter caravans - allowing us to add even more class-leading specification whilst maintaining our lightweight advantage.

SoLiD is dry

With over 90% fewer exterior screws, this new construction creates an impervious barrier to water ingress, backed by our industry-leading 10 Year Water Ingress Warranty.


All Compass touring caravans are built using our exclusive, industry-leading SoLiD structural bonding system.

**DEVELOPED
TRIED & TESTED
FOR OVER 5 YEARS**

In partnership with

Henkel

the world renowned structural bonding specialists



To prove the strength of **SoLiD** construction, we towed a twin axle Caravan loaded to a hefty 1900kgs MTPLM...using a box made using **SoLiD** Construction.



Compass

Key Features for 2014



Top-of-the-range Rallye with Sky-Scape panoramic sunroof



Craftsman-built cabinetry with dove-tailed drawers



All Compass models are built on AL-KO chassis and come with ATC trailer control and shock absorbers as standard



Easy to use touch screen control for Alde central heating - plus mobile phone connectivity to control remotely (Standard on Rallye)



New 40L on-board water tank giving 80L of continuous water supply



Enhanced security, including AL-KO secure wheel lock and Phantom® tracker as standard



Compass



connect with us   
www.compasscaravans.org.uk

Ticks every box

... the lightweight, modern and affordable caravan that does it all!



The all-new Compass Corona range ticks all the right boxes! New-era Corona benefits from SoLiD Construction, and contemporary styling brings this heritage brand bang-up-to-date.

The Compass Corona is fresh and exciting, featuring innovative and practical specification, style and unrivalled craftsmanship.



Model shown: Corona 574 in standard 'Cameo' upholstery



LIGHTER

WITHOUT COMPROMISING SPECIFICATION, QUALITY OR CONSTRUCTION



All Compass Corona models have been awarded Grade III Thermal Insulation for safe and comfortable touring in all weather conditions



The Corona range is built on AL-KO chassis and come with ATC Trailer Control System, shock absorbers and receiver for optional AL-KO wheel locks as standard



Model shown: Corona 574



Model shown: Corona 462



Model shown: Corona 462



Compass



All Compass Corona models come with European Whole Vehicle Type Approval



All Compass caravans are engineered and built using our exclusive and industry leading SoLiD Construction



connect with us   
www.compasscaravans.org.uk

Key features & benefits

- AL-KO chassis with AL-KO AKS 3004 stabiliser and ATC Trailer Control System for a smooth towing performance and exceptional stability. The AL-KO system comes with shock absorbers and receiver for optional AL-KO wheel locks as standard, plus AL-KO Euro over-run device with 2-way assisted handbrake.
- Class-leading GRP underskin to caravan floor providing a water resistant barrier
- CD radio tuner with mp3 connectivity, USB input with charging facility and speakers
- 800W microwave, fully ventilated, with microwave isolation switch (selected models are fitted at a easy to access height)
- Stainless steel dual fuel hob with spark ignition and 800W electric hotplate, three gas burners with durable glass cover / additional worktop
- Noce Prosecco craftsman-built cabinetry with handcrafted dove-tailed drawers, overhead lockers with positive locking and classic flush-fit kitchen units
- Domestic style fridge freezer with large storage capacity 110L
- Domestic size separate oven and grill with spark ignition, and dedicated pan storage cupboard
- Class-leading & unique 4KW Space-saving Whale® heating - runs on gas and/or electric with quiet night-time setting - ducted heating throughout including bathrooms (Corona 462 2KW gas or electric)
- Class-leading, unique high capacity 13L Whale® water heater
- Class-leading, unique highflow submersible pump with intelligent controller and inline filter - turns the pump off when the water runs out
- Class-leading GRP underskin to caravan floor providing a water resistant barrier
- Fully bonded roof for additional strength
- Stylish exterior design with stonechip-resistant front panel with three opening double glazed windows
- Class-leading large GRP gas locker door with dual gas struts and large universal gas bottle storage
- UK manufactured 'Hawk' sports alloy wheels
- Spare wheel and underslung carrier
- Class-leading 100% LED interior lighting, saving up to 80% battery consumption
- Class-leading fully protected mains electric system with up to seven 230V sockets - more than any other caravan manufacturer
- Fixed beds measure up to 6'4" with co-ordinating headboard for greater comfort and style
- 6'5" headroom



4KW space-saving Whale® heating, 13L Whale® water heater and high flow pump with IC Intelligent Control



Compass



New 'Noce Prosecco' craftsman-built cabinetry in classic style



CD radio tuner with ipod and mp3



All Corona models come with 800W microwave



Dual fuel hob with 800W hot plate and 3 gas burners



The Corona range comes with AL-KO ATC and shock absorbers plus step-on hitch as standard



connect with us   
www.compasscaravans.org.uk

Specification, layouts and options

★ The Compass Corona 576 features a side dinette for 4 which converts easily to a double bed



NEW

462
Single Axle
2 berth



NEW

574
Single Axle
4 berth



NEW

540
Single Axle
4 berth



NEW

576
Single Axle
6 berth



Please refer to our website for additional options for this range www.compasscaravans.org.uk

Fabric Choices



'Cameo' upholstery
standard in Corona



Optional 'Moonlight
Tweed' upholstery



Optional 'Cambridge'
Aquaclean® upholstery




LIGHTER

WITHOUT COMPROMISING SPECIFICATION,
QUALITY OR CONSTRUCTION

View videos online now

For more information and to meet the team behind the Compass Corona range please visit: www.compasscaravans.org.uk



Comfort

- Class-leading & unique 4KW Space-saving Whale® heating - runs on gas and/or electric with quiet night-time setting - ducted heating throughout including bathrooms (Corona 462 2KW gas or electric)
- Grade III Thermal Insulation for guaranteed all weather comfort
- 6'5" headroom
- Privacy curtains or room dividers (except 462)
- Wide-opening spring-assisted beech slat bases on all bunks and beds for easy access
- Stylish shaped double-glazed opening windows with night ventilation position
- Easy clean blinds and flyscreens to all windows
- Comfortable fixed beds with luxury sprung mattresses
- High bed frame with easy-lift gas struts for improved-access storage (fixed beds)
- Fixed beds measure up to 6'4" with co-ordinating headboard for greater comfort and style
- Heki tilting panoramic rooflight with pleated blind and separate flyscreen
- Seat backrest ventilation boards

Entertain

- Avtex, high gain, omni-directional aerial with FM, AM, MW & LW, receives Digital and analogue signal
- CD radio tuner with mp3 connectivity, USB input with charging facility and speakers
- New craftsman-built removable chest of drawers with dove-tailed joints, plus extending table, free standing table and dedicated storage
- TV points with dedicated locations for comfortable viewing (230V, 12V and aerial connection)

Safety & Security

- CRiS identity number etched to windows and caravan chassis
- High security external door locks with single key operation
- All models comply with British and European safety standards as independently verified by the National Caravan Council (NCC)
- Concealed security data chip within caravan construction
- Carbon Monoxide (CO) alarm
- Smoke alarm
- Compartment for 2 gas bottles, with fitted gas regulator
- Isolation taps for gas appliances

Cook

- Stainless steel dual fuel hob with spark ignition and 800W electric hotplate, three gas burners with durable glass cover / additional worktop
- Domestic style fridge freezer with large storage capacity 110L
- Domestic size separate oven and grill with spark ignition, and dedicated pan storage cupboard
- 800W microwave, fully ventilated, with microwave isolation switch (selected models are fitted at a easy to access height)
- Well lit kitchen work area with energy-saving LED downlights
- Kitchen clear vision rooflight with flyscreen and blind
- Round stainless steel sink with anti-slip removable drainer with dedicated storage
- Brushed steel fittings
- Modern Stone Grey durable kitchen splashback
- Worktop extensions (574 and 576 only)

Style

Stylish exterior including:

- Stylish exterior design with stonechip-resistant front panel with three opening double glazed windows
- Class-leading large GRP gas locker door with dual gas struts and large universal gas bottle storage
- UK manufactured 'Hawk' sports alloy wheels
- Awning light above the door
- Class-leading, unique exterior 2-part door with moulded interior liner, window, blind, flyscreen and 12.5L wastebin
- Side marker lights
- Mudflaps
- Curved ABS rear panel with streamline moulded rear light housing and LED high level brake light

Stylish interior including:

- Noce Prosecco craftsman-built cabinetry with handcrafted dove-tailed drawers, overhead lockers with positive locking and classic flush-fit kitchen units
- Durable granite effect worktops
- Contemporary interior design with luxurious 'Cameo' sprung upholstery and co-ordinating scatter and bolster cushions
- Removable Stainaway 'Harvest Heathers' luxurious loose fit carpet
- 'Chocolate' bamboo-effect easy clean heavy-duty vinyl flooring
- Aluminium bunk ladders (to fixed bunk beds)

Wash

- Class-leading, unique high capacity 13L Whale® water heater
- Class-leading, unique highflow submersible pump with intelligent controller and inline filter - turns the pump off when the water runs out
- Large 'Nouveau' Bathroom sink with built in soap dish and chrome tap
- Vanity areas with LED downlighting, dedicated sockets for hair dryer and appliances (selected models)
- Domestic style bathroom door with high quality privacy lock
- Thetford electric flush toilet
- Fully lined shower cubicles with domestic style shower screen
- Brushed Steel fittings with chrome mixer taps and separate shower taps
- Domestic style bathroom cabinet
- Multi-positional rooflight in bathroom

Practical

- AL-KO chassis with AL-KO AKS 3004 stabiliser and ATC Trailer Control System for a smooth towing performance and exceptional stability. The AL-KO system comes with shock absorbers and receiver for optional AL-KO wheel locks as standard, plus AL-KO Euro over-run device with 2-way assisted handbrake.
- Class-leading GRP underskin to caravan floor providing a water resistant barrier
- Fully bonded roof for additional strength
- Reinforced step on hitch cover making windows easier to clean
- Spare wheel and underslung carrier
- Class-leading 100% LED interior lighting, saving up to 80% battery consumption
- Unique, exclusive 'Easy Glide' bed technology for easy bed conversion
- Class-leading fully protected mains electric system with up to seven 230V sockets - more than any other caravan manufacturer
- Class-leading full depth front lockers for additional storage space
- Easy-access drop-down seat bases for bulky item storage
- 170° hinges for walk-in effect wardrobes with up to three hanging rails
- High gloss black acrylic 12V control panel with battery status meter, awning light, 12V master, lighting and water pump switches
- Exterior access battery box with mains electric inlet (battery not included)
- Entrance step and removable mat with tray
- Fixing points for rear mounted 2 cycle 'Fiamma' caravan universal carrier and mounting rail
- 13-pin 12V car connector
- Inboard semi-rigid fresh water pipes
- Large bore under-slung rigid waste pipes with offside outlet
- 20 Amp switchmode charger / transformer
- 25m mains hook-up cable



Compass

Timeless style

... lightweight caravanning for the connoisseur



The all-new Compass Omega range is simply unbeatable! New-era Omega benefits from SoLiD Construction, with timeless style designed to appeal to the connoisseur.

This range of lightweight luxury touring caravans all benefit from ALDE's central heating system yet still weigh less than 1500kgs MTPLM.

Despite its light weight, the Omega boasts an abundance of features as standard, quality craftsman-built cabinetry, and stylish detail inside and out – you can have it all ... and at a surprisingly affordable price!



Model shown: Omega 540 in 'Moonlight Tweed' upholstery



omega



Model shown: Omega 540



Model shown: Omega 482



Model shown: Omega 482




All Compass Omega models come with European Whole Vehicle Type Approval



All Compass caravans are engineered and built using our exclusive and industry leading SoLiD Construction



connect with us   
www.compasscaravans.org.uk



Key features & benefits

- Class-leading Alde 24-hr programmable central and water heating system. Runs on gas, electric (up to 3KW) or both with new easy-to-use LCD touchscreen control.
- AL-KO chassis with AL-KO AKS 3004 stabiliser and ATC Trailer Control System for a smooth towing performance and exceptional stability. The AL-KO system comes with shock absorbers and receiver for optional AL-KO wheel locks as standard, plus AL-KO Euro over-run device with 2-way assisted handbrake.
- Class-leading GRP underskin to caravan floor providing a water resistant barrier
- Alarm system with PIR (Passive Infra Red) and leg sensor
- Class-leading, unique highflow submersible pump with intelligent controller and inline filter - turns the pump off when the water runs out
- CD radio tuner with mp3 connectivity, USB input with charging facility and speakers
- Avtex, high gain, omni-directional aerial with FM, AM, MW & LW, receives Digital and analogue signal
- External satellite point, 12V outlet with solar panel connectivity, aerial point and 230V external socket
- Class-leading large GRP gas locker door with dual gas struts and large universal gas bottle storage
- LED large awning light with drip deflector above door
- External gas barbecue point
- Exterior access locker doors to all models
- Stylish curved ABS rear panel LED high level brake light
- UK manufactured 'Hawk' sports alloy wheels
- Class-leading Luxurious 'Noce Prosecco' craftsman-built cabinetry with 24mm class-leading locker construction and storage, with removable shelves and positive locking
- Class-leading storage throughout, with handcrafted dove-tailed drawers
- Illuminated cocktail cabinet with wine bottle and glass holders
- Stainless steel dual fuel hob with spark ignition and 800w electric hotplate, three gas burners with durable glass cover / additional worktop
- Stainless steel sink with glass lid creating additional work surface and removable drainer
- Class-leading 100% LED interior lighting, saving up to 80% battery consumption
- Class-leading fully protected mains electric system with up to seven 230V sockets - more than any other caravan manufacturer
- 6'5" headroom



Craftsman-built cabinetry in 'Noce Prosecco' with dove-tailed drawers



New Alde touch screen control

Alde 24hr programmable central and water heating

NEW



Stainless steel dual fuel hob and sink

NEW



The Omega range comes with ALKO ATC as standard



Stylish curved ABS rear panel



Large acrylic gas locker with dual gas struts

360° virtual tours on our website




Compass



connect with us   
www.compasscaravans.org.uk

Specification, layouts and options

482
Single Axle
2 berth



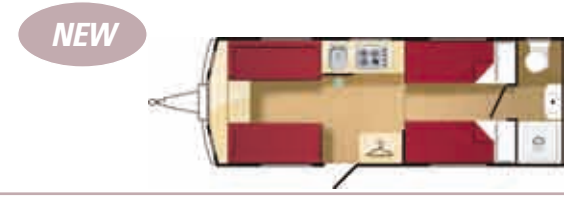
550
Single Axle
4 berth



540
Single Axle
4 berth



574
Single Axle
4 berth



Please refer to our website for additional options for this range www.compasscaravans.org.uk

Fabric Choices



'Moonlight Tweed' upholstery standard in Omega



Optional 'Cameo' upholstery



Optional 'Cambridge' Aquaclean® upholstery



View videos online now

For more information and to meet the team behind the Compass Omega range please visit: www.compasscaravans.org.uk



Comfort

- Grade III Thermal Insulation for guaranteed all weather comfort
- Class-leading Alde 24-hr programmable central and water heating system. Runs on gas, electric (up to 3KW) or both with new easy-to-use LCD touchscreen control.
- 6'5" headroom
- Privacy curtains or room dividers (exc 482)
- Wide-opening spring-assisted beech slat bases on all bunks and beds for easy access
- Stylish shaped double-glazed opening windows with night ventilation position
- Easy clean blinds and flyscreens to all windows
- Comfortable fixed beds with luxury sprung mattresses
- High bed frame with easy-lift gas struts for improved-access storage (fixed beds)
- Fixed beds now measure up to 6'4" with co-ordinating headboard for greater comfort and style
- Large Heki 2 tilting panoramic rooflight with pleated blind and separate flyscreen
- Seat backrest ventilation boards for even heat distribution

Style

Stylish exterior including:

- Stylish exterior design with stonechip-resistant front panel with three opening double glazed windows
- Class-leading large GRP gas locker door with dual gas struts and large universal gas bottle storage
- UK manufactured 'Hawk' sports alloy wheels
- LED large awning light with drip deflector above door
- Side marker lights
- Class-leading, unique exterior 2-part door with moulded interior liner, window, blind, flyscreen and 12.5L wastebin
- Mudflaps
- Stylish curved ABS rear panel LED high level brake light

Stylish interior including:

- Class-leading luxurious 'Noce Prosecco' craftsman-built cabinetry with 24mm class-leading locker construction and storage, with removable shelves and positive locking
- Class-leading storage throughout, with handcrafted dove-tailed drawers
- Luxurious granite effect deep worktops
- Elegant interior design and luxurious Moonlight Tweed sprung upholstery, with co-ordinating scatter and bolster cushions as standard
- Removable 'Deepdale Stone' luxurious loose fit carpet
- 'Chocolate' bamboo-effect easy clean heavy-duty vinyl flooring

Entertain

- Avtex, high gain, omni-directional aerial with FM, AM, MW & LW, receives Digital and analogue signal
- External satellite point, 12V outlet with solar panel connectivity, aerial point and 230V external socket
- CD radio tuner with mp3 connectivity, USB input with charging facility and speakers
- Illuminated cocktail cabinet with wine bottle and glass holders
- New craftsman-built removable chest of drawers with dove-tailed joints, plus extending table, free standing table and dedicated storage
- TV points with dedicated locations for comfortable viewing (230V, 12V, satellite and aerial connection)

Cook

- Stainless steel dual fuel hob with spark ignition and 800W electric hotplate, three gas burners with durable glass cover / additional worktop
- Stainless steel sink with glass lid creating additional work surface and removable drainer
- 110L Domestic style fridge with large storage capacity and removable freezer compartment
- Domestic size separate oven and grill with spark ignition, and dedicated pan storage cupboard
- 800W microwave, fully ventilated, with microwave isolation switch (selected models are fitted at a easy to access height)
- Dedicated cutlery tray
- External gas barbecue point
- Well lit kitchen work area with energy-saving LED downlights
- Kitchen clear vision rooflight with flyscreen and blind
- Brushed steel fittings
- Modern Stone Grey kitchen splashback
- Worktop extensions (exc 540)

Safety & Security

- Alarm system with PIR (Passive Infra Red) and leg sensor
- CRiS identity number etched to windows and caravan chassis
- High security external door locks with single key operation
- All models comply with British and European safety standards as independently verified by the National Caravan Council (NCC)
- Concealed security data chip within caravan construction
- Carbon Monoxide (CO) alarm
- Smoke alarm
- Compartment for 2 gas bottles, with fitted gas regulator
- Isolation taps for gas appliances

Wash


- Class-leading, unique highflow submersible pump with intelligent controller and inline filter - turns the pump off when the water runs out
- Large 'Nouveau' Bathroom sink with built in soap dish and chrome tap
- Vanity areas with LED downlighting, dedicated sockets for hair dryer and appliances (selected models)
- Domestic style bathroom door with high quality privacy lock
- Thetford electric flush toilet
- Fully lined shower cubicles with domestic style shower screen
- Brushed Steel fittings with chrome mixer taps and separate shower taps
- Heating and towel hanging in all bathrooms
- Domestic style bathroom cabinet
- Multi-positional rooflight in bathroom

Practical

- AL-KO chassis with AL-KO AKS 3004 stabiliser and ATC Trailer Control System for a smooth towing performance and exceptional stability. The AL-KO system comes with shock absorbers and receiver for optional AL-KO wheel locks as standard, plus AL-KO Euro over-run device with 2-way assisted handbrake.
- Class-leading GRP underskin to caravan floor providing a water resistant barrier
- Fully bonded roof for additional strength
- Reinforced step on hitch cover making windows easier to clean
- Unique & exclusive 'Easy Glide' bed technology for easy bed conversion
- Class-leading 100% LED interior lighting, saving up to 80% battery consumption
- Class-leading fully protected mains electric system with up to seven 230V sockets - more than any other caravan manufacturer
- Spare wheel and underslung carrier
- Exterior access locker doors to all models
- Easy-access drop-down seat bases for bulky item storage
- Class-leading full depth front lockers for additional storage space
- Class-leading 170° hinges for walk-in effect wardrobes with up to three hanging rails
- 12V control panel with digital battery status meter, 12V master and pump switch
- Entrance step and removable mat with tray
- Exterior access battery box with mains electric inlet (battery not included)
- Fixing points for rear mounted 2 cycle 'Fiamma' caravan universal carrier and mounting rail
- 13-pin 12V car connector
- Inboard semi-rigid fresh water pipes
- Large bore under-slung rigid waste pipes with offside outlet
- 20 Amp switchmode charger / transformer
- 25m mains hook-up cable



Compass

 FIND YOUR NEAREST DEALER AT
www.compasscaravans.org.uk



connect with us   
www.compasscaravans.org.uk

Guaranteed to impress

... intelligent design in every detail



The all-new Compass Rallye is guaranteed to impress! New-era Rallye benefits from SoLiD Construction, Sky-Scape panoramic lounge window and stylish detail inside and out.

From the slick, sporty exterior to the opulent interior - no other caravan looks or feels like the all-new Rallye.

The Rallye boasts innovation in every detail and offers unique and high level specification as standard, with space and practicality in abundance.

The Rallye's class-leading, craftsman-built cabinetry exudes grandeur, whilst maintaining its competitive lightweight edge.

This is the first and only choice for all serious caravanners!



Model shown: Rallye 644 twin axle transverse fixed bed layout in 'Cambridge' Aquaclean® upholstery



LIGHTER


WITHOUT COMPROMISING SPECIFICATION, QUALITY OR CONSTRUCTION




All Compass Rallye models have been awarded Grade III Thermal Insulation for safe and comfortable touring in all weather conditions



The Rallye range is built on AL-KO chassis and come with ATC Trailer Control System, shock absorbers and receiver for optional AL-KO wheel locks as standard



Model shown: Rallye 644



Model shown: Rallye 644

Transverse bed layout



Model shown: Rallye 644



All Compass Rallye models come with European Whole Vehicle Type Approval



All Compass caravans are engineered and built using our exclusive and industry leading SoLiD Construction



connect with us   
www.compasscaravans.org.uk



Compass

Key features & benefits

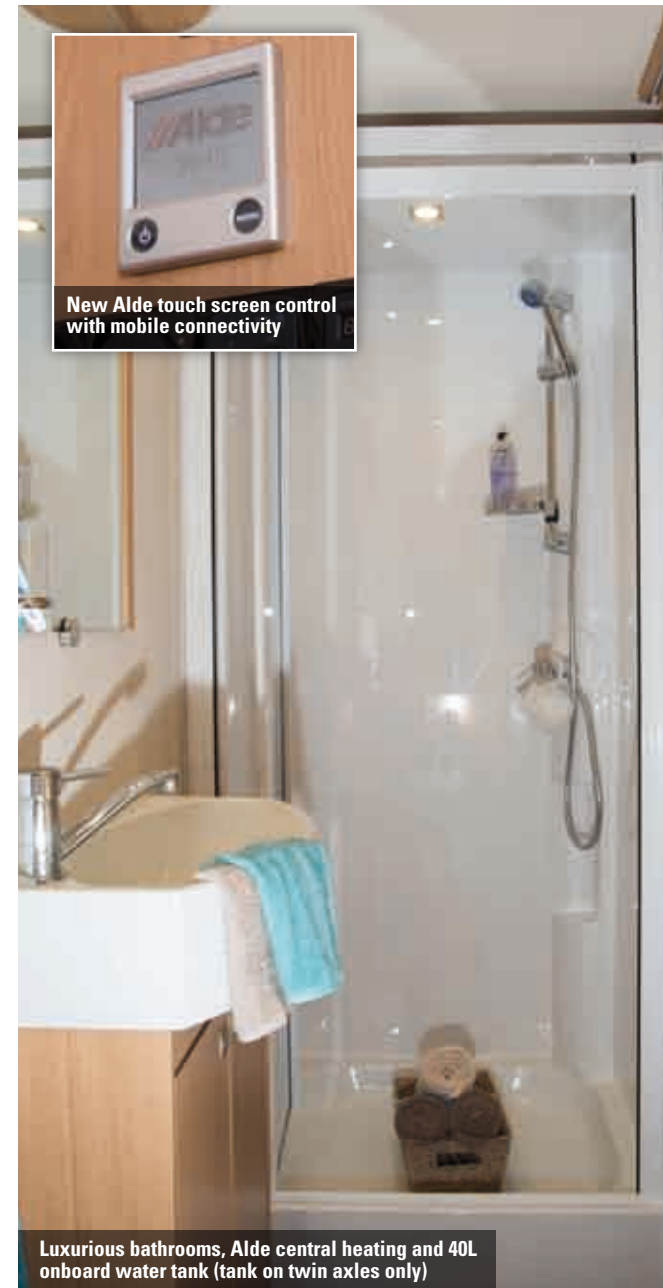
- One piece GRP sides for ultimate resistance to minor damage
- Stunning panoramic Sky-Scape sunroof giving a flood of natural light into the front dinette, incorporating cream high gloss internal feature surround with LED lights and pleated night blind
- Alde 24-hr programmable central and water heating system runs on gas, electric (up to 3KW) or both with new easy-to-use LCD touchscreen control plus mobile phone connectivity (via Phantom® tracker), allowing you to turn the heating on/off remotely.
- AL-KO chassis with AL-KO AKS 3004 stabiliser and ATC Trailer Control System for a smooth towing performance and exceptional stability. The AL-KO system comes with shock absorbers and diamond standard AL-KO Secure wheel locks as standard, plus AL-KO Euro over-run device with 2-way assisted handbrake.
- Diamond Standard AL-KO Secure wheel lock (single axle models include one wheel lock, twin axle models include two wheel locks and a jack)
- Phantom® tracker (includes first 12 months subscription)
- Class-leading GRP underskin to caravan floor providing a water resistant barrier
- Comfortable fixed beds with luxury sprung mattresses
- 'Cambridge' Aquaclean® upholstery as standard
- Stylish shaped double-glazed opening windows with night ventilation position, pleated blinds & flyscreen
- 40L onboard water tank giving 80L of continuous water supply (using water source auto changeover) on Rallye twin axle models
- Class-leading large GRP gas locker door with dual gas struts and large universal gas bottle storage
- UK manufactured 'Hawk' sports alloy wheels
- Multi-speed omnivent (extracts and blows air)
- 155L large domestic style fridge freezer (excl. Rallye 554 and 574 110L fridge)
- Dual fuel hob with spark ignition and 800W electric hotplate, three gas burners with Chinchilla glass cover / additional worktop
- Class-leading & unique highflow submersible pump with intelligent controller and inline filter - turns the pump off when the water runs out
- Class-leading contemporary 'Noce Prosecco' craftsman-built cabinetry, 24mm class-leading locker construction and storage, with removable shelves, positive locking and dove-tailed drawers
- Illuminated cocktail cabinet with wine bottle and glass holders
- Class-leading 100% LED interior lighting, saving up to 80% battery consumption
- External satellite point, 12V outlet with solar panel connectivity, aerial point and 230V external socket
- Avtex, high gain, omni-directional aerial with FM, AM, MW & LW, receives Digital and analogue signal
- CD radio tuner with mp3 connectivity, USB input with charging facility and speakers
- 6'5" headroom
- Fully lined domestic style shower cubicles with LED light



Classic styling with top-of-the-range features, including Sky-Scape panoramic sunroof



Compass



New Alde touch screen control with mobile connectivity

Luxurious bathrooms, Alde central heating and 40L onboard water tank (tank on twin axles only)



All-new Sky-Scape panoramic sunroof



Class-leading classic 'Noce Prosecco' craftsman-built cabinetry



connect with us
www.compasscaravans.org.uk

Specification, layouts and options

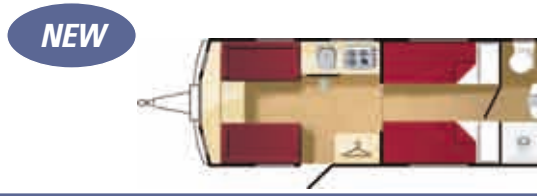
554
Single Axle
4 berth



634
Twin Axle
4 berth



574
Single Axle
4 berth



644
Twin Axle
4 berth



Please refer to our website for additional options for this range www.compasscaravans.org.uk

Fabric Choices



'Cambridge' Aquaclean® upholstery standard in Rallye



Optional 'Cameo' upholstery




Optional 'Moonlight Tweed' upholstery

LIGHTER

WITHOUT COMPROMISING SPECIFICATION, QUALITY OR CONSTRUCTION

View videos online now

For more information and to meet the team behind the Compass Rallye range please visit: www.compasscaravans.org.uk



Comfort

- Grade III Thermal Insulation for guaranteed all weather comfort
- Alde 24-hr programmable central and water heating system runs on gas, electric (up to 3KW) or both with new easy-to-use LCD touchscreen control plus mobile phone connectivity (via Phantom® tracker), allowing you to turn the heating on/off remotely.
- Stylish shaped double-glazed opening windows with night ventilation position, pleated blinds & flyscreen
- Comfortable fixed beds with luxury sprung mattresses
- High bed frame with easy-lift gas struts for improved-access storage (fixed beds)
- Fixed beds measure up to 6'4" with co-ordinating headboard for greater comfort and style
- 6'5" headroom
- 7'6" overall width
- Heki Deluxe large tilting panoramic rooflight with pleated blind and separate flyscreen
- Wide-opening spring-assisted beech slat bases on all bunks and beds for easy access
- Seat bases with front access and space for bulky items
- Seat backrest ventilation boards for even heat distribution
- Privacy curtains or room dividers

Style

Stylish exterior including:

- Stunning panoramic Sky-Scape sunroof giving a flood of natural light into the front dinette, incorporating cream high gloss internal feature surround with LED lights and pleated night blind
- Stylish exterior design with stonechip resistant front panel, and chrome effect grab handles
- Class-leading large GRP gas locker door with dual gas struts and large universal gas bottle storage
- UK manufactured 'Hawk' sports alloy wheels
- LED large awning light with drip deflector above door
- Side marker lights
- Class-leading & unique larger 2-part entrance door, with window blind, flyscreen and 12.5L waste bin
- Mud flaps
- ABS rear panel with twin reverse and fog lights and LED high mounted brake lights
- Three opening flush fit double glazed front windows

Stylish interior including:

- Class-leading contemporary 'Noce Prosecco' craftsman-built cabinetry, 24mm class-leading locker construction and storage, with removable shelves and positive locking
- Luxurious granite effect deep worktops
- Sumptuous interior design and luxurious 'Cambridge' Aquaclean® sprung upholstery, with co-ordinating scatter and bolster cushions
- Removable 'Walnut' luxurious loose fit carpet
- 'Chocolate' bamboo-effect easy clean heavy-duty vinyl flooring

Cook

- Multi-speed omnivent (extracts and blows air)
- 155L large domestic style fridge freezer (excl. Rallye 554 and 574 110L fridge)
- Designer 'Harvest' granite effect kitchen sink with concealed storage, integrated drainer and chopping board
- Domestic size separate oven and grill with spark ignition, and dedicated pan storage cupboard (2 shelves and oven light)
- Dual fuel hob with spark ignition and 800W electric hotplate, three gas burners with Chinchilla glass cover / additional worktop
- 800W microwave, fully ventilated, with microwave isolation switch (selected models are fitted at a easy to access height)
- External gas barbecue point
- Kitchen locker doors with positive locking catches
- Pull-out worktop extension (Rallye 554 and 574)
- Dedicated cutlery tray
- Brushed steel fittings
- Well lit kitchen work area with energy-saving LED downlights
- Modern Stone Grey kitchen splashback

Entertain

- Avtex, high gain, omni-directional aerial with FM, AM, MW & LW, receives Digital and analogue signal
- External satellite point, 12V outlet with solar panel connectivity, aerial point and 230V external socket
- CD radio tuner with mp3 connectivity, USB input with charging facility and speakers
- Illuminated cocktail cabinet with wine bottle and glass holders
- Class-leading craftsman-built removable chest of drawers with dove-tailed joints, plus extending table
- TV points with dedicated locations for comfortable viewing (230V, 12V, satellite and aerial connection)
- Free standing dining table with dedicated storage location
- Class-leading dedicated area for Freeview/Satellite connection (box not included)

Wash

- Class-leading & unique highflow submersible pump with intelligent controller and inline filter - turns the pump off when the water runs out
- Fully lined domestic style shower cubicles with LED light
- Thetford toilet with auto-fill water system and electric flush
- Contessa vanity basin with splashback
- Heating and towel hanging in all bathrooms
- Domestic style bathroom cabinet
- Full length dressing mirror (selected models)
- Brushed Steel fittings with chrome mixer taps and separate shower taps
- Domestic style bathroom door with high quality privacy lock
- Multi-positional rooflight with flyscreen and blind

Safety & Security

- Diamond Standard AL-KO Secure wheel lock (single axle models include one wheel lock, twin axle models include two wheel locks and a jack)
- Phantom® tracker (includes first 12 months subscription)
- Alarm system with PIR (Passive Infra Red) and leg sensor
- CRiS identity number etched to windows and caravan chassis
- High security external door locks with single key operation
- All models comply with British and European safety standards as independently verified by the National Caravan Council (NCC)
- Concealed security data chip within caravan construction
- Carbon Monoxide (CO) alarm
- Smoke alarm
- Compartment for 2 gas bottles, with fitted gas regulator
- Isolation taps for gas appliances

Practical

- AL-KO chassis with AL-KO AKS 3004 stabiliser and ATC Trailer Control System for a smooth towing performance and exceptional stability. The AL-KO system comes with shock absorbers and diamond standard AL-KO Secure wheel locks as standard, plus AL-KO Euro over-run device with 2-way assisted handbrake.
- One piece GRP sides for ultimate resistance to minor damage
- Class-leading GRP underskin to caravan floor providing a water resistant barrier
- Fully bonded roof for additional strength
- 40L onboard water tank giving 80L of continuous water supply (using water source auto changeover) on Rallye twin axle models
- Reinforced step on hitch cover making windows easier to clean
- Class-leading 100% LED interior lighting, saving up to 80% battery consumption
- Unique & exclusive 'Easy Glide' bed technology for easy bed conversion
- Vanity areas with LED downlighting, dedicated sockets for hair dryer and appliances (selected models)
- Ample storage throughout, with handcrafted, extra deep dove-tailed drawers
- Spare wheel and underslung carrier
- Up to three exterior access locker doors
- Exterior access battery box with mains electric inlet (battery not included)
- 170° hinges for walk-in effect wardrobes with up to three hanging rails
- Shock absorbers
- 13-pin 12V car connector
- Entrance step and removable mat with tray
- 12V control panel with digital battery and fresh water level status meter, 12V master and pump switch
- Class-leading fully protected mains electric system with up to seven 230V sockets - more than any other caravan manufacturer
- 20 Amp switchmode charger / transformer
- 25m mains hook-up cable
- Fixing points for rear mounted 2 cycle 'Fiamma' caravan universal carrier and mounting rail
- Inboard semi-rigid fresh water pipes
- Large bore under-slung rigid waste pipes with offside outlet



Compass

FIND YOUR NEAREST DEALER AT
www.compasscaravans.org.uk



connect with us   
www.compasscaravans.org.uk

Class-leading technology in partnership with



Find it on

rallye
corona
omega

Highflow submersible pump with unique IC Intelligent Control and inline filter

A new innovation in water system control

- No need for pressure switch adjustment
- Detects when water has run out and turns off pump
- Stops pump pulsating at high voltages
- Stops pump running continuously at low voltages
- Protects the pump for longer life
- Helps lengthen the battery life



NEW

4KW underfloor space heater

- Runs on gas or electric
- Intuitive and simple controls
- Discreet and compact design
- Voted Top 'Caravan Innovation of the Year' by caravanners

Find it on

corona

External location, more internal living space



Rapid-Heat water systems

- Class-leading 13L high capacity tank
- 2 showers from 20 min heat-up time
- Works on gas or electric
- Retains heat for longer

Find it on

corona

More hot water and faster heat-up times




Compass

Working together with world-class suppliers to deliver world-class caravans



Compass



connect with us
www.compasscaravans.org.uk



The 2014 Compass touring caravan range, options and accessories are now available exclusively at our national network of approved retailers. Visit www.compasscaravans.org.uk to find your nearest specialist supplier and to see 360° virtual tours, product reviews, news, offers and much more...



Elddis



Compass



Xplore



Buccaneer

Every Explorer Group caravan proudly carries the National Caravan Council (NCC) approved badge of quality. Elddis, Xplore, Compass and Buccaneer are trademarks of The Explorer Group Limited. Company Registration No. 02433663 England & Wales. This brochure does not constitute an offer by The Explorer Group. The Explorer Group reserves the right to, and does alter from time to time, technical specifications, prices and model ranges as materials, model improvements and conditions require, and can accept no responsibility for discrepancies between these and subsequent models shown. This brochure is for guidance purposes only. Please be sure to check our full current and technical specifications with your retailer before placing your order. Please note that Approved Retailers are not the agents of The Explorer Group. Accordingly they have no authority to bind The Explorer Group or to make any representation or undertaking whatsoever on behalf of The Explorer Group. Props shown in this brochure are for photographic purposes only and are not included in the specification. Bed covers and additional scatter cushions shown are for demonstration purposes only, similar co-ordinating sets are available to purchase from your Explorer Group retailer. The Explorer Group products are covered against water ingress damage for 10 years from the original date of purchase of a new product. This applies to water ingress through any permanently sealed seam joints. If you purchase this vehicle as a used vehicle it may be possible to transfer the unexpired term of the warranty cover (up to a maximum of six years commencing at the original date of purchase from new). Full Terms and Conditions, including service intervals and exclusions can be found on the Elddis website www.elddis.co.uk or by telephoning The Explorer Group Customer Care Team.

