

2014 TOURING CARAVAN RANGE

Xplore



SOLED
STRONG LIGHT DRY

The revolutionary construction system
for a new generation of caravan

backed by
10 YEAR
water ingress
warranty



The revolutionary construction system for a new generation of caravan

The first and only fully-bonded construction

Working with Henkel, the world renowned structural bonding specialists, we have created the first fully bonded touring caravan. This world-class construction system is used on Formula 1 racing cars, super yachts and is even used to bond the wings of aeroplanes. And now Xplore caravans are built using the same pioneering and proven technology - SoLiD.

SoLiD is strong

Our caravans have more integrity and rigidity by spreading stresses and strains evenly across all joints.

SoLiD is light

The new construction system enables us to make not only stronger, but lighter caravans - allowing us to add even more class-leading specification whilst maintaining our lightweight advantage.

SoLiD is dry

With over 90% fewer exterior screws, this new construction creates an impervious barrier to water ingress, backed by our industry-leading 10 Year Water Ingress Warranty.


All Xplore touring caravans are built using our exclusive, industry-leading SoLiD structural bonding system.

**DEVELOPED
TRIED & TESTED
FOR OVER 5 YEARS**

In partnership with

Henkel

the world renowned structural bonding specialists



To prove the strength of SoLiD construction, we towed a twin axle caravan loaded to a hefty 1900kgs MTPLM...using a box made using SoLiD Construction.



Xplore

Budget without compromise

... the award winning, innovative, lightweight range

The Xplore is the most innovative lightweight value caravan range available today.

The multi-award-winning range features layouts that are both unique and exclusive - and some of the very lightest caravans in the UK.

Every model is compact and easy-to-tow with virtually any car, yet the Xplore's diminutive size belies the spacious and ingenious storage within.

The Xplore range boasts features and specification to outclass its competitors, yet comes at a very affordable price ... no wonder the Xplore is synonymous with exceptional value for money.



LIGHTER
WITHOUT COMPROMISING SPECIFICATION, QUALITY OR CONSTRUCTION

Whats new for 2014



6'5" headroom



Full height high gloss rear panel with road lights



Fully-bonded roof for additional strength



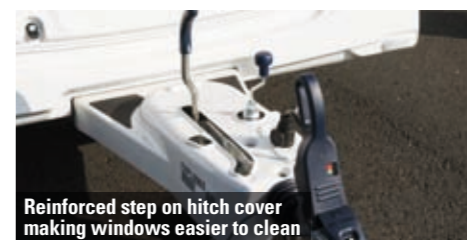
Durable granite effect worktops



Full height, high gloss, stone chip resistant front panel with single panoramic opening window



Extra large gas locker compartment for 2 gas bottles



Reinforced step on hitch cover making windows easier to clean



'Aspley Walnut' craftsman-built cabinetry with cream feature kitchen units



All Xplore models have been awarded Grade III Thermal Insulation for safe and comfortable touring in all weather conditions.



All Xplore caravans are built on industry-leading BPW Swing Vtec chassis and running gear.



All Xplore caravans are engineered and built using exclusive and industry leading SoLiD Construction.

connect with us
www.xplorecaravans.co.uk



Xplore

Key features & benefits

- Class-leading & industry-leading BPW Swing Vtec chassis for superior towing stability (includes easy hitch operation)
- Class-leading GRP underskin to caravan floor providing a water resistant barrier
- **NEW** 6'5" headroom
- **NEW** Fully bonded roof for additional strength
- Grade III Thermal Insulation for guaranteed all weather comfort
- Space-saving Whale® heating - runs on gas or electric with quiet night-time setting - internally ducted heating throughout including bathrooms
- Rapid heat up 8L Whale® water heater
- Class-leading & unique highflow submersible pump with intelligent controller and inline filter - turns the pump off when the water runs out
- **NEW** Full height, high gloss, stone chip resistant front panel with single panoramic opening window
- **NEW** Full height high gloss rear panel with road lights
- **NEW** Class-leading extra large gas locker compartment for 2 gas bottles, with fitted gas regulator
- **NEW** Side marker lights
- **NEW** Mudflaps
- **NEW** Reinforced step on hitch cover making windows easier to clean
- **NEW** Class-leading & unique 'Aspley Walnut' craftsman-built cabinetry with traditional dove tailed drawers, curved overhead lockers with positive locking and co-ordinating flush-fit kitchen units with chrome feature
- **NEW** Durable granite effect worktops
- Combination oven and grill
- **NEW** Domestic style fridge freezer with large storage capacity up to 110L
- **NEW** Black gloss enamelled 3 burner gas hob including high speed multi-function burner (for wok or large frying pan), spark ignition, flame failure protection and glass lid creating additional work surface
- **NEW** Black gloss enamelled sink with glass lid creating additional work surface and removable drainer
- Avtex, high gain, omni-directional aerial with FM, AM, MW & LW, receives Digital and analogue signal
- Class-leading fully protected mains electric system with up to **SIX** 240V sockets - more than any other caravan manufacturer



Model shown: Xplore 504 in standard 'Annabel Marlow' upholstery

NEW



Model shown: Xplore 574 with fixed twin beds leading to rear bathroom

NEW



Craftsman-built cabinetry in 'Aspley Walnut' with dove-tailed drawers

NEW



Stylish kitchens with plentiful storage



Model shown: Xplore 304 3-berth (with optional 4th berth lift-up bunk)



Modern spacious bathrooms with Rapid-heat Whale® water heater and blown air heating for year-round comfort



Xplore

360° virtual tours on our website



Xplore

"Perfect...a must see for anyone looking to buy their first caravan"

"Build quality is sound"

"Ticks all the boxes"

"Towing is effortless"

"Would recommend Xplore to anyone"



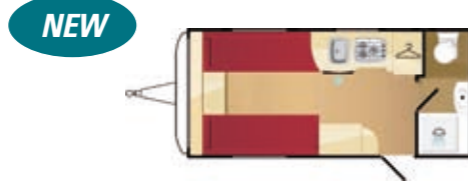
connect with us www.xplorecaravans.co.uk

Specification, layouts and options

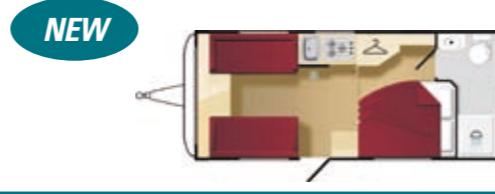
304
Single Axle
4 berth



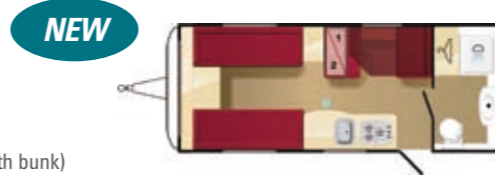
402
Single Axle
2 berth



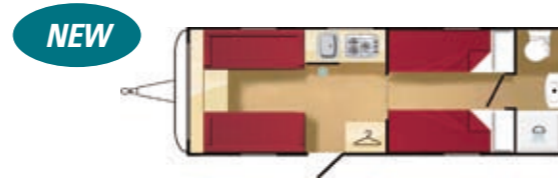
504
Single Axle
4 berth



530
Single Axle
3 berth (optional 4th berth bunk)



574
Single Axle
4 berth



Please refer to our website for additional options for this range www.xplorecaravans.co.uk

Fabric Choices



'Annabel Marlow' upholstery standard in Xplore



Optional 'Enchant' upholstery



Optional 'Tivoli' upholstery



Optional 'Pompeii' upholstery



Optional 'Kento' Aquaclean® upholstery



Optional 'Jardin' Aquaclean® upholstery

Comfort

- Grade III Thermal Insulation for guaranteed all weather comfort
- Space-saving Whale® heating - runs on gas or electric with quiet night-time setting - internally ducted heating throughout including bathrooms
- **NEW** 6'5" headroom
- Stylish shaped double-glazed opening windows with night ventilation position
- Co-ordinating headboard for greater comfort and style
- Comfortable fixed beds with sprung mattresses (Xplore 504, 574)
- High bed frame with easy-lift gas struts for improved-access storage (fixed beds)
- Privacy curtains or room dividers
- Rooflight with pleated blind and separate flyscreen
- Fully opening spring-assisted beech slat bases on all bunks and beds for easy access
- Seat backrest ventilation boards
- Easy clean blinds and flyscreens to all windows

Entertain

- Avtex, high gain, omni-directional aerial with FM, AM, MW & LW, receives Digital and analogue signal
- TV points with dedicated locations for comfortable viewing (230V, 12V and aerial connection)
- **NEW** Living room chest of drawers with extending dining table (402 and 530), Space saving occasional drinks table (504, 574)
- Free standing dining table with dedicated storage location
- L-Shape lounge with picture window (Xplore 304)

Safety & Security

- CRiS identity number etched to windows and caravan chassis
- High security external door locks with single key operation
- All models comply with British and European safety standards as independently verified by the National Caravan Council (NCC)
- Concealed security data chip within caravan construction
- Carbon Monoxide (CO) alarm
- Smoke alarm
- Isolation taps for all gas appliances

Cook

- Combination oven and grill
- **NEW** Domestic style fridge freezer with large storage capacity up to 110L
- **NEW** Black gloss enamelled 3 burner gas hob including high speed multi-function burner (for wok or large frying pan), spark ignition, flame failure protection and glass lid creating additional work surface
- **NEW** Black gloss enamelled sink with glass lid creating additional work surface and removable drainer
- Spacious storage cupboards
- **NEW** Worktop extensions (excl 530)
- Well lit kitchen work area with energy-saving LED downlights
- Polished chrome fittings and taps
- **NEW** Modern durable kitchen splashback

Practical

- **NEW** Fully bonded roof for additional strength
- Class-leading & industry-leading BPW Swing Vtec chassis for superior towing stability (includes easy hitch operation)
- Class-leading GRP underskin to caravan floor providing a water resistant barrier
- Class-leading fully protected mains electric system with up to **SIX** 240V sockets - more than any other caravan manufacturer
- Exterior access battery box with mains electric inlet (battery not included)
- **NEW** Reinforced step on hitch cover making windows easier to clean
- Entrance step and entrance mat
- **NEW** High gloss black acrylic 12V control panel with battery status meter, awning light, 12V master, lighting and water pump switches
- **NEW** Power-saving LED ceiling lights in living and washroom areas
- Halogen adjustable downlights in lounge and sleeping areas
- **NEW** High performance, low energy consumption LED lights in kitchen
- Seat bases with space underneath for ample storage of larger, bulky items
- 13-pin 12V car connector
- 25m mains hook-up cable
- Inboard semi-rigid fresh water pipes
- Large bore under-slung rigid waste pipes with new offside outlet
- 20 Amp switchmode charger / transformer

Style

New exterior including:

- **NEW** Full height, high gloss, stone chip resistant front panel with single panoramic opening window
- **NEW** Full height high gloss rear panel with road lights
- **NEW** Class-leading extra large gas locker compartment for 2 gas bottles, with fitted gas regulator
- **NEW** Side marker lights
- **NEW** Mudflaps
- Class-leading exterior 2-part door and fly screen with inbuilt storage
- Awning light above door
- Stylish wheel trims

Stylish interior including:

- **NEW** Class-leading & unique 'Aspley Walnut' craftsman-built cabinetry with traditional dove-tailed drawers, curved overhead lockers with positive locking and co-ordinating flush-fit kitchen units with chrome feature
- **NEW** luxurious 'Annabel Marlow' sprung upholstery, with co-ordinating scatter cushions as standard
- **NEW** Durable granite effect worktops
- **NEW** Removable luxurious 'Deepdale Walnut' carpet runner
- 'Chocolate' bamboo-effect easy clean heavy-duty vinyl flooring
- Matt nickel finish handles (excluding bathroom door)

Wash


- Rapid heat up 8L Whale® water heater
- Class-leading & unique highflow submersible pump with intelligent controller and inline filter - turns the pump off when the water runs out
- Fully lined shower cubicle (Xplore 402, 504, 530 and 574)
- Domestic style bathroom door with high quality privacy lock
- Vanity storage unit and mirror
- Polished chrome fittings, mixer taps and separate shower taps
- Electric flush toilet
- **NEW** Large 'Nouveau' Bathroom sink with built in soap dish and chrome tap (excluding 304 which has a corner vanity)



LIGHTER
WITHOUT COMPROMISING SPECIFICATION,
QUALITY OR CONSTRUCTION

View videos online now

For more information and to meet the team behind the Xplore range please visit: www.xplorecaravans.co.uk



FIND YOUR NEAREST DEALER AT
www.xplorecaravans.co.uk



connect with us   
www.xplorecaravans.co.uk



Working together with world-class suppliers to deliver world-class caravans



The 2014 Xplore touring caravan range, options and accessories are now available exclusively at our national network of approved retailers. Visit www.xplorecaravans.co.uk to find your nearest specialist supplier and to see 360° virtual tours, product reviews, news, offers and much more...



Elddis



Compass



Xplore



Buccaneer

Every Explorer Group caravan proudly carries the National Caravan Council (NCC) approved badge of quality. Elddis, Xplore, Compass and Buccaneer are trademarks of The Explorer Group Limited. Company Registration No. 02433663 England & Wales. This brochure does not constitute an offer by The Explorer Group. The Explorer Group reserves the right to, and does alter from time to time, technical specifications, prices and model ranges as materials, model improvements and conditions require, and can accept no responsibility for discrepancies between these and subsequent models shown. This brochure is for guidance purposes only. Please be sure to check our full current and technical specifications with your retailer before placing your order. Please note that Approved Retailers are not the agents of The Explorer Group. Accordingly they have no authority to bind The Explorer Group or to make any representation or undertaking whatsoever on behalf of The Explorer Group. Props shown in this brochure are for photographic purposes only and are not included in the specification. Bed covers and additional scatter cushions shown are for demonstration purposes only, similar co-ordinating sets are available to purchase from your Explorer Group retailer. The Explorer Group products are covered against water ingress damage for 10 years from the original date of purchase of a new product. This applies to water ingress through any permanently sealed seam joints. If you purchase this vehicle as a used vehicle it may be possible to transfer the unexpired term of the warranty cover (up to a maximum of six years commencing at the original date of purchase from new). Full Terms and Conditions, including service intervals and exclusions can be found on the Elddis website www.elddis.co.uk or by telephoning The Explorer Group Customer Care Team.

Elddis | Delves Lane | Consett | County Durham | DH8 7PE

www.xplorecaravans.co.uk

connect with us

