

SWIFT GROUP

Caravans · Motorhomes · Holiday Homes
MADE TO MAKE YOU 

Find out more at swiftgroup.co.uk

Brochures  Layouts  Dealers  Videos  Social   

This brochure does not constitute an offer by Swift Group Limited (Swift). Swift reserves the right to alter specifications and prices at any time as materials and conditions demand. Distributors and dealers sell Swift products on their own account and not as agents of Swift. Accordingly, they have no authority to bind Swift or to make any representation or undertaking whatsoever on behalf of Swift. All props are for photographic purposes only and are not included in the specification. Issued September 2016.



STEP INTO 2017 SPRITE CARAVANS

www.swiftgroup.co.uk



 Visit swifttv.co.uk to see our product videos



STEP INTO A RANGE THAT SUITS YOU

Back in 1949, Sam Alper developed the first Sprite caravan and since then Sprite has remained the name everyone associates with style, lightweight and affordable – the ideal first new caravan.

There are now two Sprite ranges offering great choice for families and couples. We believe there is no better brand for anyone looking for exceptional value, whether they are a first-time buyer or an experienced caravanner and Sprite sales continue to bear testament to this.



- 03 **THE SWIFT DIFFERENCE**
Where the head meets the heart
Our Innovations
Built by Swift
- 11 **THE SWIFT EXPERIENCE**
Country, coast and freedom
- 34 **VALUE ADDED PARTNERSHIPS**
Bringing you the best
- 13 **SPRITE FREEDOM**
The affordable entry point into a new caravan and ideal for first time buyers.
- 21 **SPRITE**
The best selling tourer range with an exceptional standard specification.

WHERE THE HEAD MEETS THE HEART

DURABILITY

- Unique SMART Plus construction system
- Rigorous safety testing at Millbrook and cold chamber testing down to minus 15°C and beyond puts prototypes through conditions most products will never have to experience in a lifetime, this is all part of the Swift ethos to deliver the best product possible to you
- **New** balanced panel side walls with GRP outer and inner skins. GRP is more impact resistant than aluminium and can be easily repaired, ensuring long lasting good looks and securing your investment for the future
- Assured build construction with a manufacturer backed, free 10 year bodyshell warranty as standard on all caravans

SMART+
PLUS



Developed in conjunction with

SARGENT



FUNCTIONALITY

- Significant advancements in design and storage that optimise your living and sleeping space giving greater comfort
- A host of money saving developments including improved fuel efficiency and use of low energy lighting
- Truma dual fuel heating
- Swift Command system, developed with Sargent Electrical, on all ranges
- Use of Computational Fluid Dynamics to help shape the bodyshell for better fuel consumption and safer towing

COMFORT

- Grade III classification of thermal insulation for all year round comfort
- Sprung beech slats for comfortable seating and sleeping
- Regency 100% bleach cleanable carpets designed to repel everyday spills, stains and dirt
- Exclusive Duvalay Duvalite mattresses on fixed beds with memory fibre technology



SAFETY AND SECURITY

- All Swift Group products are certified by the National Caravan Council to ensure they are both legal and safe
- All Swift caravans have European Whole Vehicle Type Approval to ensure compliance with strict weight, dimension and safety requirements
- Security includes a Thatcham Category 6 approved pro-active tracker as part of the Swift Command system (Subject to annual subscription)



STYLE AND CHOICE

- Modern desirable looks inside and out
- Caravan weights to suit a wide range of tow cars

ESTABLISHED FOR OVER 50 YEARS

- Experienced company with over 50 years of manufacturing knowledge and dedicated long serving craftsmen
- Europe's No1 manufacturer of Caravans, Motorhomes and Holiday Homes
- Swift Group undertakes what is probably the most extensive research and testing programme in the industry to ensure the design team can create products that set the industry standard for style, value and practicality.
- Recycling waste and reducing carbon emissions is a fundamental part of the Swift ethos and initiatives are always underway to achieve further improvements wherever possible
- At the forefront of product design with exceptional style, inside and out, just wander into any Swift Group dealership to see for yourself

DEDICATED CUSTOMER CARE

- We believe our after sales and customer care are the best in the industry - check out our customer testimonials at swiftgroup.co.uk/swift-group/testimonials
- **Swift Connect** - A multi million pound investment programme in online technology enables dealers not only to order online, including spare parts, but also to check product availability and delivery dates
- **Swift Talk** - Swift Group's own dedicated social media site is the industry's most popular social networking site with over 17,000 members. Swift Group staff monitor the forum and answer questions daily, providing invaluable help and support where they can to customers. A number of key suppliers and dealers are also active Swift Talk forum members too



- **Connect Direct** - Connect Direct is our exclusive after sales service for the ultimate in customer care. It is an online system, which provides each owner with a personal profile, with the ability to make the experience of owning their caravan even more unique.





STEP INTO SMART+ CONSTRUCTION

As the UK's leading leisure vehicle manufacturer, the Swift Group undertakes what is probably the most extensive research and testing program in the industry and we are constantly looking at new and better ways to construct our products. SMART is the basis of our intelligent construction system that is used across our entire touring caravan range.

Enhanced for the new season, SMART Plus takes the proven technology which provides a Strong timberless body frame with Modern desirable looks and a leading Aerodynamic shape that is highly Resilient to moisture, all wrapped up in a caravan that has undergone the most comprehensive Testing. **For 2017 new balanced panel side walls with GRP outer and inner skins are added.** With the GRP outer to the sandwich floor and hail resistant GRP roof, the full outer bodyshell of the caravan is now GRP making it even more resilient.

Carefully developed, SMART construction was only introduced once we were satisfied that it was truly fit for purpose. Computer numerically controlled (CNC) cutting is used in the manufacturing process to provide accuracy and consistency time after time, to produce a high quality engineered product designed to give you a lifetime of SMILES.



STRONG

The Strong timberless body frame uses 'PURE', a tough, hard polyurethane based product, that is totally impervious to water and has been proven through use.



MODERN

The SMART construction system uses Modern materials and has been developed to ensure the exterior profiles maintain the Modern desirable looks our caravans are renowned for.



AERODYNAMIC

We continue to lead the way in Aerodynamics using Computational Fluid Dynamics to help shape the bodyshell for better fuel consumption and safer towing.



RESILIENT WITH NEW GRP SIDE WALLS


New balanced panel side walls with GRP outer and inner skins. GRP is more impact resistant than aluminium and can be easily repaired, ensuring long lasting good looks, securing your investment for the future.

All fixings are made into the 'PURE' material to a pre-defined depth. 'PURE' is totally impervious to water and has no veins. This means there is no passage for water from the outer skin to the inner wallboard, making the caravan highly Resilient to moisture.



TESTED

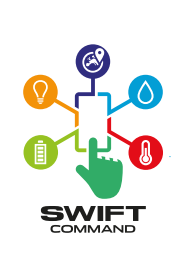
Extensive safety and durability Testing at the Millbrook track, and cold chamber Testing down to minus 15°C and beyond puts prototypes through conditions most products will never have to experience in a lifetime; all part of the Swift ethos to deliver the best products to you.



FLOOR CONSTRUCTION

'Sandwich' floor construction with ply upper, high rigidity Styrofoam core and GRP outer skin to provide greater durability from the elements.





Developed in conjunction with



STEP INTO MORE CONTROL

At the Swift Group we're continually looking for ways to enhance your enjoyment of the outdoors. Swift Command is a real innovation designed to make your touring experience even more carefree.

Now available across the entire range, this convenient technology makes it easy to manage, monitor and control your onboard systems leaving you free to enjoy your precious leisure time.

Head to the Apple or Android store and search for 'Swift Command'.



The perfect tool for touring, Swift Command technology includes a smart LCD control panel that has enhanced functions.

There is also an exciting, free downloadable 'app' that links to the Swift Command unit, so you can be in control wherever you are with the convenience of your mobile device.

Access the clever onboard interface when nearby with Bluetooth or via your internet connection when remote. Track system levels like power, temperature, humidity and monitor the location of your vehicle.

Custom notification settings keep you informed of functions such as battery levels, frost alerts and alarm status.

For even greater peace of mind you can subscribe to the newly incorporated Thatcham Category 6 approved pro-active tracker to add extra security to your vehicle.

Swift Command Tracker by Sargent is monitored by an approved monitoring centre which operates 24 hours a day 7 days a week and provides European coverage and direct police liaison. This system is ready for use, all you need to do is purchase a tracking subscription by visiting www.swiftcommand.co.uk or calling Sargent on 01482 881655.



LIGHTING

Create just the right ambience onboard with easily adjustable lighting settings.



LOCATION AND REMOTE FEATURES

Connect to your leisure vehicle from anywhere to view its systems information and location.

Conveniently control and monitor your onboard services when away from your vehicle.



WATER

Keep an eye on your precious water levels so you know in good time when to top-up.



POWER

Track your energy use and manage your batteries for efficient use of your all important power services.



HEATING

Activate whilst out exploring and enjoy the warmth when you get back.





STEP INTO CONNECT DIRECT

WHAT IS CONNECT DIRECT?

Connect Direct is an online system which personalises each customer's experience of owning their caravan. The system is now available across the entire range.

HOW DOES IT WORK?

Once you have logged on and created your profile, you will be able to access a whole host of information, specific to your caravan. In addition you will be able to have a direct line into the retail team, with the launch of a live chat facility.

Should a problem occur, you will be able to report a fault to us directly, enabling us to react

quickly and work together with your dealer to take the problem away from you the owner and resolve the issue as quickly as possible.

Product upgrades and notifications will be sent via Connect Direct keeping you up to date over the coming years. This online system provides a direct route for you into the Swift Group, and enables us to provide you with proactive Customer Service support, enhancing your experience.

Connect Direct is in addition to the traditional methods of contacting us.

The key benefits of Connect Direct are:

- Access to information 24/7
- Ability to report faults directly to us
- Product upgrades and notifications
- Live chat direct into our experienced retail team
- Upload service history records
- Service history reminders



BUILT BY SWIFT

Swift Group's design team is widely recognised as the most innovative and creative within our industry, often leading the future design of touring vehicles.

DESIGNED AND ENGINEERED

With a wide range of backgrounds including the automotive and interior design sector, our degree qualified engineers and designers draw from a wide range of influences to style our future products. They have the use of computer aided design and 3D rendering to create and analyse ideas before a prototype is even built.

The latest 3D CAD software uses data to drive the CNC machines in the factory to create highly accurate toolings for construction.



AERODYNAMICS

Swift Group work with a leading company, who are also consultants to the Formula 1 industry, to use Computational Fluid Dynamics (CFD) to study the aerodynamics of their product design. A full 3D simulation study shows the airflow and drag and can be used to help shape the bodysells for better fuel efficiency and towing dynamics.



RIGOROUS TESTING

Everything is designed using sophisticated software and data gathered from physical testing at the Millbrook proving ground including cold chamber testing down to minus 15°C and beyond. Swift Group are able to simulate how components, fixtures and fastenings will react under certain conditions allowing build optimisation. This results in well engineered robust and durable products.



EXCLUSIVES

Swift Group work closely to build partnerships with their suppliers to bring exclusive features to their products. These include the following features on top of our innovations:

- Ultra comfortable Duvalay mattress on all fixed beds
- Clever stain resisting SwiftShield fabric





THE SWIFT EXPERIENCE

COUNTRY • COAST • FREEDOM

THE SWIFT EXPERIENCE IS A CULMINATION OF OVER 50 YEARS EXPERIENCE MAKING LEISURE VEHICLES FOR YOU TO ENJOY THE GREAT OUTDOORS. OUR AIM IS TO MAKE YOUR HOLIDAY AS COMFORTABLE AND RELAXING AS POSSIBLE SO THAT YOU RETURN WITH A BIG SMILE ON YOUR FACE.

YOU CAN FOLLOW THE LIVES OF FAMILIES WITH A PASSION FOR ENJOYING THE FREEDOM THE LEISURE VEHICLE LIFESTYLE CAN OFFER AT:

[SWIFTGROUP.CO.UK/SWIFT-EXPERIENCE](https://www.swiftgroup.co.uk/swift-experience)

CARAVANS
MADE TO MAKE
YOU SMILE
- BUILT IN BRITAIN -



↓ BROCHURE
DOWNLOADS

📍 FIND A
DEALER

🗣️ JOIN US ON
[SWIFT-TALK.CO.UK](https://www.swift-talk.co.uk)

📺 PRODUCT VIDEOS
[SWIFTTV.CO.UK](https://www.swifttv.co.uk)

📱 FIND US ON
SOCIAL NETWORKS



STEP INTO THE SPRITE FREEDOM



Enjoy the idea of camping but want access to more of your home comforts? Or maybe you just want a great value new caravan – look no further than the Sprite Freedom.

Making the dream of a new family caravan more affordable and realistic for first time and existing buyers, the new Sprite

Freedom range offers three popular six berth family models with all the essentials you need to get away.

And with enhanced SMART Plus construction, it shares the same high build standards as Swift Group's more expensive ranges.





STEP INTO GREAT FAMILY FUN

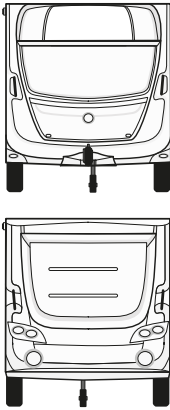
Sprite Freedom carries the Sprite ethos at heart, it's practical, lightweight and affordable with great style for fun, family getaways.

Although entry level, it's far from basic with 'Aralie Sen' woodgrain furniture, efficient, fast heat up Truma Combi-Boiler, low energy LED lighting and convenient 'one-key' locking system. With the new intelligent Swift Command system it's even easier to monitor and control selected onboard functions. Comfortable, family friendly seating and sleeping arrangements, well equipped kitchens and washrooms ensure everyone will be catered for.





SPRITE FREEDOM SPECIFICATION



	FREEDOM 6	FREEDOM 6 TD	FREEDOM FB
Berths	6	6	6
Number of Axles	1	1	2
Internal Length (at bed box height)	5.60m / 18'4"	5.83m / 19'2"	6.27m / 20'7"
Overall Width*	2.23m / 7'4"	2.23m / 7'4"	2.23m / 7'4"
Overall Height (inc. TV Aerial)*	2.58m / 8'6"	2.58m / 8'6"	2.55m / 8'4"
Maximum Internal Headroom	1.95m / 6'5"	1.95m / 6'5"	1.95m / 6'5"
Overall Length*	7.25m / 23'9"	7.48m / 24'6"	7.92m / 26'0"
Awning A/A Dimension	9.99m / 32' 9"	10.22m / 33'6"	10.66m / 35'0"
Mass in Running Order (inc. tolerance)	1187kg / 23.4cwt	1222kg / 24.1cwt	1320kg / 26.0cwt
Maximum Technical Permissible Laden Mass	1360kg / 26.8cwt	1398kg / 27.5cwt	1500kg / 29.5cwt
Total User Payload	173kg / 3.4cwt	176kg / 3.5cwt	180kg / 3.5cwt
Personal Effects Payload	173kg / 3.4cwt	176kg / 3.5cwt	180kg / 3.5cwt
Tyre Size	185 R14C 102Q	185 R14C 102Q	185/70 R14 88T
Thermal Insulation Grade	Three	Three	Three
BED SIZES			
Front Double	202cm x 170cm / 6'8" x 5'7"	202cm x 180cm / 6'8" x 5'11"	202cm x 180cm / 6'8" x 5'11"
Or Front Nearside Single		190cm x 72cm / 6'3" x 2'4"	180cm x 72cm / 5'11" x 2'4"
And Front Offside Single		180cm x 72cm / 5'11" x 2'4"	190cm x 72cm / 6'3" x 2'4"
Rear Double			192cm x 132cm / 6'4" x 4'4"
Side Single Offside	180cm x 83cm / 5'11" x 2'9"		180cm x 62cm / 5'11" x 2'0"
Side Single Nearside		180cm x 67cm / 5'11" x 2'2"	
Side Bunk Offside	176cm x 59cm / 5'9" x 1'11"		176cm x 59cm / 5'9" x 1'11"
Side Bunk Nearside		176cm x 59cm / 5'9" x 1'11"	
Side Fixed Lower Bunk	183cm x 57cm / 6'0" x 1'10"	183cm x 57cm / 6'0" x 1'10"	
Side Fixed Upper Bunk	183cm x 57cm / 6'0" x 1'10"	183cm x 57cm / 6'0" x 1'10"	

MASSSES: The masses are calculated in accordance to EU regulation 1230/2012 and NCC code of practice 304.

The Mass in Running Order (MRO) comprises:

1. The mass of the empty caravan as supplied by Swift including loose items such as the hook-up cable, kit bag, entrance step, manuals etc.
2. 10kg allowance for LPG

The MRO is calculated with the fresh water tank, toilet flush tank and water heater empty. If you travel with water in the fresh water tank, toilet flush tank and the water heater the payload will reduce accordingly.

The personal effects is based on the number of berths and the length of the caravan and includes an allowance of 20kg for a leisure battery.

The Maximum Technical Laden Mass (MTPLM) is the maximum mass allowed when the caravan is fully laden.

WARNING: Under no circumstances should the MTPLM be exceeded.

BED SIZES: Please note that the front double bed sizes quoted are for seating configurations without chest of drawers. The front double bed width for a layout with a chest of drawers fitted will be reduced by 0.4m(1'4") from that stated.

AWNING SIZES: Due to the varying awning designs and sizes the awning sizes given are approximate only. Specific awning sizes must be confirmed by your dealer or the awning manufacturer prior to purchase.

* The dimensions given are approximate due to slight variations in suspension ride heights, loading conditions and tyre pressures

* Estimated weight or bed size

Customers should verify the actual dimensions of their touring caravan before committing to anything that could be impacted by these dimensions.

Please note: Any dealer fit options will reduce the overall payload available to the user of the caravan. If you require additional payload it is possible to upgrade the MTPLM to the upper limit. Please contact your caravan dealer for more information.

LED ROAD LIGHTS: Certain vehicles may require a secondary fuse box when towing models fitted with LED road lighting.



Visit [swiftgroup.co.uk](https://www.swiftgroup.co.uk) to...

- Configure your Sprite Freedom
- Find a dealer



STEP INTO THE SPRITE



The UK's best selling caravan range is back for 2017. Sprite, now with a more up-market feel, still honours its heritage and continues to revolutionise entry-level caravanning.

Now built with enhanced SMART Plus construction, the Sprite is more durable

making it an even better investment and with the addition of two brand new models to an already great range it's even easier to match a caravan to your budget.

A wide range of options let you tailor your model to suit you.





Optional 'Albion' Scheme



STEP INTO A SURPRISE

Staying ahead of its rivals and perfected over generations, the affordable, stylish and lightweight Sprite range once again takes the crown of the UK's best selling caravan range.

With three opening front windows, stylish 'Elodie' soft furnishings, low energy LED lighting throughout, fast heat up Truma Combi-Boiler and well equipped kitchens and washrooms, you may be surprised you've walked into a Sprite and this is the secret to its success.

A wide range of options include a panoramic sunroof and Diamond Pack, which are so competitively priced they are always selected.








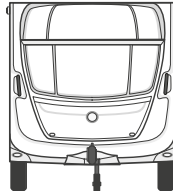
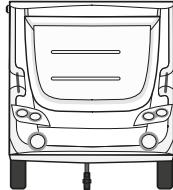
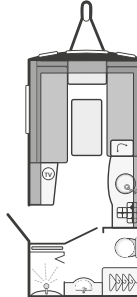
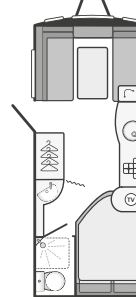

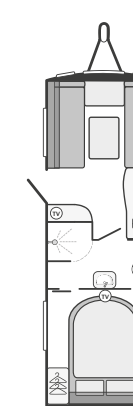
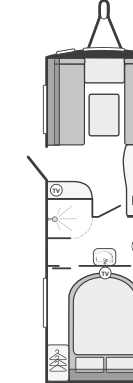
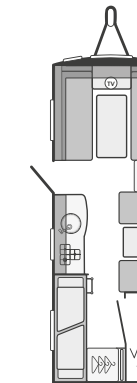
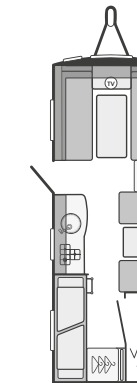
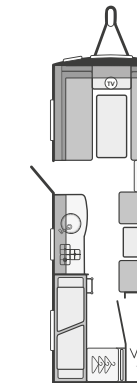







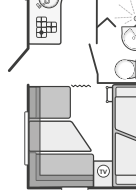
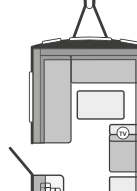
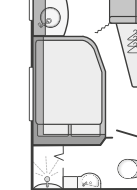
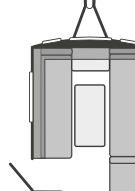
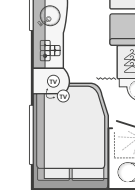
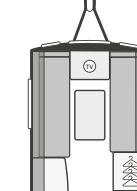
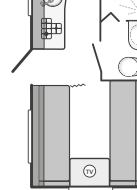
STEP INTO MORE REFINEMENT

This season's refinements include a convenient one-key lock system and the exclusive Swift Command unit. This smart technology, exclusive to Swift Group allows you to quickly monitor and control selected functions either onboard or remotely.

There is also a sophisticated new 'Albion' soft furnishing option with woven grey bedding and muted shades of French grey and gold captured in a retro design for the curtains, blended with gold scatter cushions.



SPRITE SPECIFICATION	ALPINE 2		ALPINE 4		MAJOR 4 SB		MAJOR 4 EB		MAJOR 6	
										
	Berths	2	4	4	4	4	4	6	6	6
	Number of Axles	1	1	1	1	1	1	1	1	1
	Internal Length (at bed box height)	4.34m / 14'3"	4.74m / 15'7"	5.83m / 19'2"	5.83m / 19'2"	5.83m / 19'2"	5.83m / 19'2"	5.60m / 18'4"	5.83m / 19'2"	5.83m / 19'2"
	Overall Width*	2.23m / 7'4"	2.23m / 7'4"	2.23m / 7'4"	2.23m / 7'4"	2.23m / 7'4"	2.23m / 7'4"	2.23m / 7'4"	2.23m / 7'4"	2.23m / 7'4"
	Overall Height (inc. TV Aerial)*	2.67m / 8'9"	2.67m / 8'9"	2.68m / 8'9"	2.68m / 8'9"	2.68m / 8'9"	2.68m / 8'9"	2.68m / 8'9"	2.68m / 8'9"	2.68m / 8'9"
	Maximum Internal Headroom	1.95m / 6'5"	1.95m / 6'5"	1.95m / 6'5"	1.95m / 6'5"	1.95m / 6'5"	1.95m / 6'5"	1.95m / 6'5"	1.95m / 6'5"	1.95m / 6'5"
	Overall Length*	5.99m / 19'8"	6.39m / 21'0"	7.48m / 24'6"	7.48m / 24'6"	7.48m / 24'6"	7.48m / 24'6"	7.25m / 23'9"	7.48m / 24'6"	7.48m / 24'6"
	Awning A/A Dimension	8.73m / 28'8"	9.14m / 30'0"	10.22m / 33'6"	10.22m / 33'6"	10.22m / 33'6"	10.22m / 33'6"	9.99m / 32'9"	10.22m / 33'6"	10.22m / 33'6"
Mass in Running Order (inc. tolerance)	1020kg / 20.1cwt	1054kg / 20.7cwt	1209kg / 23.8cwt	1232kg / 24.3cwt	1227kg / 24.2cwt	1227kg / 24.2cwt	1227kg / 24.2cwt	1227kg / 24.2cwt	1227kg / 24.2cwt	
Maximum Technical Permissible Laden Mass	1186kg / 23.3cwt	1244kg / 24.5cwt	1410kg / 27.8cwt	1433kg / 28.2cwt	1445kg / 28.4cwt	1445kg / 28.4cwt	1445kg / 28.4cwt	1445kg / 28.4cwt	1445kg / 28.4cwt	
Total User Payload	166kg / 3.3cwt	190kg / 3.7cwt	201kg / 4.0cwt	201kg / 4.0cwt	218kg / 4.3cwt	218kg / 4.3cwt	218kg / 4.3cwt	218kg / 4.3cwt	218kg / 4.3cwt	
Personal Effects Payload	121kg / 2.4cwt	145kg / 2.9cwt	156kg / 3.1cwt	156kg / 3.1cwt	173kg / 3.4cwt	173kg / 3.4cwt	173kg / 3.4cwt	173kg / 3.4cwt	173kg / 3.4cwt	
Tyre Size	185 R14C 102Q	185 R14C 102Q	185 R14C 102Q	185 R14C 102Q	185 R14C 102Q	185 R14C 102Q	185 R14C 102Q	185 R14C 102Q	185 R14C 102Q	
Thermal Insulation Grade	Three	Three	Three	Three	Three	Three	Three	Three	Three	
BED SIZES										
Front Double	202cm x 180cm / 6'8" x 5'11"	202cm x 128cm / 6'8" x 4'2"	202cm x 159cm / 6'8" x 5'3"	202cm x 159cm / 6'8" x 5'3"	202cm x 170cm / 6'8" x 5'7"	202cm x 170cm / 6'8" x 5'7"	202cm x 170cm / 6'8" x 5'7"	202cm x 170cm / 6'8" x 5'7"	202cm x 170cm / 6'8" x 5'7"	202cm x 170cm / 6'8" x 5'7"
Or Front Nearside Single	190cm x 72cm / 6'3" x 2'4"		159cm x 72cm / 5'3" x 2'4"	159cm x 72cm / 5'3" x 2'4"	159cm x 72cm / 5'3" x 2'4"	159cm x 72cm / 5'3" x 2'4"	159cm x 72cm / 5'3" x 2'4"	159cm x 72cm / 5'3" x 2'4"	159cm x 72cm / 5'3" x 2'4"	159cm x 72cm / 5'3" x 2'4"
And Front Offside Single	180cm x 72cm / 5'11" x 2'4"		159cm x 72cm / 5'3" x 2'4"	159cm x 72cm / 5'3" x 2'4"	159cm x 72cm / 5'3" x 2'4"	159cm x 72cm / 5'3" x 2'4"	159cm x 72cm / 5'3" x 2'4"	159cm x 72cm / 5'3" x 2'4"	159cm x 72cm / 5'3" x 2'4"	159cm x 72cm / 5'3" x 2'4"
Rear Double		189cm x 132cm / 6'2" x 4'4"	185cm x 133cm / 6'1" x 4'4"	190cm x 133cm / 6'3" x 4'4"	190cm x 133cm / 6'3" x 4'4"	190cm x 133cm / 6'3" x 4'4"	190cm x 133cm / 6'3" x 4'4"	190cm x 133cm / 6'3" x 4'4"	190cm x 133cm / 6'3" x 4'4"	190cm x 133cm / 6'3" x 4'4"
Side Single Offside					180cm x 83cm / 5'11" x 2'9"	180cm x 83cm / 5'11" x 2'9"	180cm x 83cm / 5'11" x 2'9"	180cm x 83cm / 5'11" x 2'9"	180cm x 83cm / 5'11" x 2'9"	180cm x 83cm / 5'11" x 2'9"
Side Single Nearside										
Side Bunk Offside					176cm x 59cm / 5'9" x 1'11"	176cm x 59cm / 5'9" x 1'11"	176cm x 59cm / 5'9" x 1'11"	176cm x 59cm / 5'9" x 1'11"	176cm x 59cm / 5'9" x 1'11"	176cm x 59cm / 5'9" x 1'11"
Side Bunk Nearside										
Side Fixed Lower Bunk					183cm x 57cm / 6'0" x 1'10"	183cm x 57cm / 6'0" x 1'10"	183cm x 57cm / 6'0" x 1'10"	183cm x 57cm / 6'0" x 1'10"	183cm x 57cm / 6'0" x 1'10"	183cm x 57cm / 6'0" x 1'10"
Side Fixed Upper Bunk					183cm x 57cm / 6'0" x 1'10"	183cm x 57cm / 6'0" x 1'10"	183cm x 57cm / 6'0" x 1'10"	183cm x 57cm / 6'0" x 1'10"	183cm x 57cm / 6'0" x 1'10"	183cm x 57cm / 6'0" x 1'10"

MAJOR 6 TD		QUATTRO EW		QUATTRO FB		QUATTRO DD	
							
Berths	6	6	6	6	6	6	6
Number of Axles	1	2	2	2	2	2	2
Internal Length (at bed box height)	5.83m / 19'2"	6.27m / 20'7"	6.27m / 20'7"	6.27m / 20'7"	6.27m / 20'7"	6.27m / 20'7"	6.27m / 20'7"
Overall Width*	2.23m / 7'4"	2.23m / 7'4"	2.23m / 7'4"	2.23m / 7'4"	2.23m / 7'4"	2.23m / 7'4"	2.23m / 7'4"
Overall Height (inc. TV Aerial)*	2.68m / 8'9"	2.65m / 8'8"	2.65m / 8'8"	2.65m / 8'8"	2.65m / 8'8"	2.65m / 8'8"	2.65m / 8'8"
Maximum Internal Headroom	1.95m / 6'5"	1.95m / 6'5"	1.95m / 6'5"	1.95m / 6'5"	1.95m / 6'5"	1.95m / 6'5"	1.95m / 6'5"
Overall Length*	7.48m / 24'6"	7.92m / 26'0"	7.92m / 26'0"	7.92m / 26'0"	7.92m / 26'0"	7.92m / 26'0"	7.92m / 26'0"
Awning A/A Dimension	10.22m / 33'6"	10.66m / 35'0"	10.66m / 35'0"	10.66m / 35'0"	10.66m / 35'0"	10.66m / 35'0"	10.66m / 35'0"
Mass in Running Order (inc. tolerance)	1263kg / 24.9cwt	1358kg / 26.7cwt	1363kg / 26.8cwt	1363kg / 26.8cwt	1363kg / 26.8cwt	1399kg / 27.5cwt*	1399kg / 27.5cwt*
Maximum Technical Permissible Laden Mass	1484kg / 29.2cwt	1583kg / 31.2cwt	1583kg / 31.2cwt	1583kg / 31.2cwt	1583kg / 31.2cwt	1642kg / 32.0cwt*	1642kg / 32.0cwt*
Total User Payload	221kg / 4.4cwt	225kg / 4.4cwt	225kg / 4.4cwt	225kg / 4.4cwt	225kg / 4.4cwt	225kg / 4.4cwt	225kg / 4.4cwt
Personal Effects Payload	176kg / 3.5cwt	180kg / 3.5cwt	180kg / 3.5cwt	180kg / 3.5cwt	180kg / 3.5cwt	180kg / 3.5cwt	180kg / 3.5cwt
Tyre Size	185 R14C 102Q	185/70 R14 88T	185/70 R14 88T	185/70 R14 88T	185/70 R14 88T	185/70 R14 88T	185/70 R14 88T
Thermal Insulation Grade	Three	Three	Three	Three	Three	Three	Three
202cm x 180cm / 6'8" x 5'11"	206cm x 134cm / 6'9" x 4'5"	202cm x 180cm / 6'8" x 5'11"	202cm x 180cm / 6'8" x 5'11"	202cm x 180cm / 6'8" x 5'11"	202cm x 180cm / 6'8" x 5'11"	202cm x 180cm / 6'8" x 5'11"	202cm x 180cm / 6'8" x 5'11"
190cm x 72cm / 6'3" x 2'4"		180cm x 72cm / 5'11" x 2'4"	180cm x 72cm / 5'11" x 2'4"	180cm x 72cm / 5'11" x 2'4"	180cm x 72cm / 5'11" x 2'4"	180cm x 72cm / 5'11" x 2'4"	180cm x 72cm / 5'11" x 2'4"
180cm x 72cm / 5'11" x 2'4"		190cm x 72cm / 6'3" x 2'4"	190cm x 72cm / 6'3" x 2'4"	190cm x 72cm / 6'3" x 2'4"	190cm x 72cm / 6'3" x 2'4"	190cm x 72cm / 6'3" x 2'4"	190cm x 72cm / 6'3" x 2'4"
	194cm x 132cm / 6'4" x 4'4"	192cm x 132cm / 6'4" x 4'4"	192cm x 132cm / 6'4" x 4'4"	192cm x 132cm / 6'4" x 4'4"	192cm x 132cm / 6'4" x 4'4"	192cm x 132cm / 6'4" x 4'4"	192cm x 132cm / 6'4" x 4'4"
	180cm x 62cm / 5'11" x 2'0"	180cm x 62cm / 5'11" x 2'0"	180cm x 62cm / 5'11" x 2'0"	180cm x 62cm / 5'11" x 2'0"	180cm x 62cm / 5'11" x 2'0"	180cm x 62cm / 5'11" x 2'0"	180cm x 62cm / 5'11" x 2'0"
180cm x 67cm / 5'11" x 2'2"							
	176cm x 59cm / 5'9" x 1'11"	176cm x 59cm / 5'9" x 1'11"	176cm x 59cm / 5'9" x 1'11"	176cm x 59cm / 5'9" x 1'11"	176cm x 59cm / 5'9" x 1'11"	173cm x 59cm / 5'8" x 1'11"	173cm x 59cm / 5'8" x 1'11"
176cm x 59cm / 5'9" x 1'11"						163cm x 59cm / 5'4" x 1'11"	163cm x 59cm / 5'4" x 1'11"
183cm x 57cm / 6'0" x 1'10"							
183cm x 57cm / 6'0" x 1'10"							

MASSSES: The masses are calculated in accordance to EU regulation 1230/2012 and NCC code of practice 304.

The Mass in Running Order (MRO) comprises:

1. The mass of the empty caravan as supplied by Swift including loose items such as the hook-up cable, kit bag, entrance step, manuals etc.
2. 10kg allowance for LPG

The MRO is calculated with the fresh water tank, toilet flush tank and water heater empty. If you travel with water in the fresh water tank, toilet flush tank and the water heater the payload will reduce accordingly.

The personal effects is based on the number of berths and the length of the caravan and includes an allowance of 20kg for a leisure battery.

The Maximum Technical Laden Mass (MTPLM) is the maximum mass allowed when the caravan is fully laden.

WARNING: Under no circumstances should the MTPLM be exceeded.

BED SIZES: Please note that the front double bed sizes quoted are for seating configurations without chest of drawers. The front double bed width for a layout with a chest of drawers fitted will be reduced by 0.4m(1'4") from that stated.

AWNING SIZES: Due to the varying awning designs and sizes the awning sizes given are approximate only. Specific awning sizes must be confirmed by your dealer or the awning manufacturer prior to purchase.

* The dimensions given are approximate due to slight variations in suspension ride heights, loading conditions and tyre pressures

* Estimated weight or bed size


Customers should verify the actual dimensions of their touring caravan before committing to anything that could be impacted by these dimensions.

Please note: Any dealer fit options will reduce the overall payload available to the user of the caravan. If you require additional payload it is possible to upgrade the MTPLM to the upper limit. Please contact your caravan dealer for more information.

LED ROAD LIGHTS: Certain vehicles may require a secondary fuse box when towing models fitted with LED road lighting.



Visit [swiftgroup.co.uk](https://www.swiftgroup.co.uk) to...

 Configure your Sprite

 Find a dealer

FEATURES

All Sprite Caravans come with an impressive array of features.



- 01. Front GRP panel featuring three opening front windows (Sprite only)
- 02. Optional panoramic front sunroof with LED downlights and speakers (Sprite only)
- 03. Scorpion alloy wheels (part of optional Diamond Pack, Sprite only)
- 04. Fixing bars for optional Thule rear mounted two cycle rack
- 05. Duvalay Duvallite mattress (on fixed beds only) exclusive to Swift Group
- 06. New LED lighting for all interior lights
- 07. Pull out chest of drawers with convenient front shelf pod (model specific - Sprite only)
- 08. New curtains to lounge and bedroom windows
- 09. 'Aralie Sen' woodgrain and chrome effect positive locking handles to overhead lockers for secure storage on the move
- 10. Chrome sockets and switches
- 11. Stylish granite effect sink with removable drainer (kitchen worktop extension on selected Sprite models only)
- 12. Ventilated microwave oven with digital control and built-in at an easily accessible level (part of optional Diamond Pack, Sprite only - dealer fit option for Sprite Freedom)
- 13. Thetford 3 burner hob, oven and separate grill (Sprite only - Thetford 3 burner hob and grill in Sprite Freedom)
- 14. Optional roof mounted solar panel (Dealer fit, Sprite only)
- 15. Truma Combi-boiler with digital programmable controller
- 16. New Dometic 100 litre, electronic ignition fridge with removable freezer compartment, black effect finish and digital controls
- 17. Front seat bases with spaceframe construction, full front access and space for larger items
- 18. Ecocamel Orbit shower head and hose with on/off button uses less water while experiencing a more powerful shower
- 19. Shower bi-fold door retained on track for improved access (Sprite only, model specific)
- 20. Radio/CD player with iPod connection (part of optional Diamond Pack, Sprite only)

FEATURES

You can be reassured when you buy a Sprite Caravan that they come with the following market leading features.

SPRITE FREEDOM

Exterior

- European Whole Vehicle Type Approval ensures compliance with strict weight, dimension and safety regulations
- EN1645 Grade 3 classification for heating and thermal insulation
- **Enhanced SMART** Plus construction with GRP body panels.
 - Strong, moisture proof 'PURE' Polyurethane timberless framed bodyshell with polystyrene insulation core
 - **New** balanced panel side walls with GRP outer and inner skin
 - 44mm 'sandwich' floor construction with GRP outer skin, ply upper and high rigidity Styrofoam core
 - Hail resistant exterior GRP roof, fully bonded for extra strength and flatness.
 - Fuel saving aerodynamic front in closed-mould GRP with wide front door
 - Full height closed mould GRP rear panel with **new** LED high level marker lights which provide better visibility in poor weather
- Semi-recessed body colour awning rail both sides
- Blue exterior graphics scheme
- **New** LED awning light
- LED side marker running lights
- Higher tyre rating - a load margin is included in the tyre specification
- Overall body width 2.23m/7'4"
- AL-KO galvanised steel chassis with Euro-axle
- AL-KO overrun device
- 13-pin 'Jaeger' 12V car connector
- **New** AL-KO carabiner breakaway cable
- Bulkhead mounted regulator suitable for use with either propane or butane bottles
- Fully double-glazed opening windows
- One-piece exterior door with chrome handle and improved operation, concealed hinges and interior moulded liner
- Exterior access battery box mains electric inlet (battery not included)
- Entrance step
- 25mm 'sandwich' sidewalls with polystyrene insulation core
- 32mm 'sandwich' roof with polystyrene insulation core
- Fixing bars for rear mounted optional Thule Elite G2 two cycle rack
- Steel wheels and trims
- Steel spare wheel

Interior

- 1.95m (6'5") headroom
- 'Darwin' soft furnishing scheme
- **New** curtains to lounge and bedroom windows
- **New** 'Aralie Sen' woodgrain and complementary furniture matches
- Front seat bases with spaceframe construction, full front access and space for larger items
- Dining table suitable for full-size place settings
- Positive overhead locker catches for secure loading
- Chrome sockets and switches
- Chrome effect kitchen and vanity taps
- Granite effect kitchen sink with removable extension drainer with dedicated storage
- Cutlery drawer on smooth-action steel runners
- Wire basket in kitchen cupboard
- Chrome finish crockery rack
- TV bracket with travel lock (Freedom FB)
- Seat and backrest ventilation boards (model specific)
- Exclusive Duvalay Duvalite mattress with lightweight memory fibre technology - hypoallergenic, excellent pressure relief, dustmite resistant and 100% recyclable (fixed bed models only)
- Beech slat seat and bed bases with sprung hinged tops for extra comfort and easy access
- Cassette flyscreens and blinds on all windows
- Multi-directional rooflights in kitchens and bedrooms
- Fixed beds with aluminium bed frames to maximise strength and storage space
- French Oak effect, high impact, scratch resistant floor lino
- Retained embroidered entrance mat
- Thick washroom doors with domestic style locks and handles
- Swivel spout taps for improved use

Equipment

- **New** Swift Command control system with Thatcham Category 6 approved pro-active tracker (subject to annual subscription)
- **New** Swift Command Intelligent power supply unit with LCD control panel; Functions include battery selection, battery state meter, lighting and water pump circuit controls, internal & external temperature, internal humidity levels, 230V load limiter (settable between 5 amps & 16 amps), solar panel charging levels, heating controls and Bluetooth connection
- Swift Command app allows certain functions to be controlled/monitored remotely via an internet connection

- Dual fuel blown air ducted heating with Truma Combi 6 Boiler (1.8kW electric / 6kW gas / 5.8kW combined)
- Inboard semi-rigid fresh water pipes
- Large bore underslung rigid waste pipes
- High flow rate in-board pump with chrome finish taps for reliable, high performance water supply
- Ecocamel Orbit shower head with on/off button for a powerful shower that uses less water
- Fully protected mains electric system
- 25 amp switchmode charger/transformer
- **New** Dometic 100 litre, electronic ignition fridge with removable freezer compartment, black effect finish and digital controls
- Thetford C260 toilet with electric flush and 18 litre wheeled waste tank
- Thetford 3 burner hob with grill
- Gas regulator for Propane and Butane mounted on front bulkhead
- Isolation taps for gas appliances
- LED lighting for all interior lights including:
 - Adjustable spotlights in lounge
 - Over locker lighting and recessed ceiling lighting (LED throughout)
- TV station with 230V, 12V and aerial sockets (TV aerial not included), input socket mounted in battery box
- 2nd TV point (Freedom 6TD only)
- Minimum of two 230V sockets
- 25 metre mains hook-up cable

Safety and Security

- **New** Thatcham Category 6 approved pro-active tracker (part of Swift Command system)
- **New** Convenient one-key high security locks
- Smoke alarm
- CRiS identity number labels to windows and caravan chassis
- Concealed security data chip within caravan construction
- Carbon monoxide detector

SPRITE

Additional/Upgrade to Sprite Freedom

Exterior

- Three opening front windows
- Screen printed side windows with graphite grey tint
- LED rear high level brake light
- Carbon colour exterior graphics scheme with champagne accent

Interior

- 'Elodie' soft furnishing scheme
- Kitchen worktop extensions (model specific)
- Bed make-up system with slats retained on track (model specific)
- Front chest of drawers with convenient slide-out extending top (model specific)
- Shelves in selected lockers
- Midi-Heki roof window with flynet and adjustable concertina blind
- Twin curtain track for improved hanging and ease of use
- Removable carpets (not washroom)
- Easy clean white gloss washroom walls
- Shower bi-fold door retained on track for improved access with travel lock (model specific)

Equipment

- Dual fuel heating with Truma Combi 4 Boiler (1.8kW electric / 4kW gas / 3.8kW combined) Alpine 2 & Alpine 4, Combi 6 Boiler (1.8kW electric / 6kW gas / 5.8kW combined) in Major 4SB, Major 4EB, Major 6, Major 6TD, Quattro EW, Quattro FB and Quattro DD)
- Shakespeare directional digital and analogue TV aerial
- Thetford 3 burner hob, oven and separate grill
- Four 230V sockets including twin in front shelf 'pod' (model specific)
- 2nd TV point (Major 4SB & Major 4EB, Major 6TD & Quattro DD)
- Additional coat hooks or towel ring (model specific)

OPTIONS

Factory Options	Sprite Freedom	Sprite
Diamond Pack: - Scorpion alloy wheels - AL-KO AKS 3004 Stabiliser - AL-KO Secure wheel lock receiver (two on Quattro) - Door flyscreen with easy concertina action - Microwave oven - Radio/CD/MP3 player with iPod connection - Two scatter cushions (four in Quattro EW)	-	Option
Panoramic front sunroof	-	Option
AL-KO ATC trailer stability control	Option	Option
'Albion' soft furnishing scheme	-	Option
Dealer Fit Options		
Alarm system (infrared with tilt sensor and key-fob operation)	Option	Option
AL-KO Secure wheel lock	-	Option
Wrap-around seating in addition to drawer chest	-	Option
Roof-mounted solar panel	-	Option
Microwave oven	Option	In Diamond Pack
Loose fit carpets	Option	Standard
Thule Elite G2 two cycle rack	Option	Option
AL-KO ATC trailer stability control	Option	Option

FABRIC OPTION

'Albion' soft furnishing scheme



Within the Sprite range you can select the optional 'Albion' soft furnishing scheme.

VALUE ADDED PARTNERS



Duvalay Duvalite is an innovative mattress made with lightweight memory fibre technology. This hypoallergenic fibre remains as comfortable as memory foam but has many other benefits. Helping eliminate heat retention it gives superior temperature harmony, excellent pressure relief and is durable and resilient. It is resistant to dust-mites and is 100% recyclable. Being ultra lightweight it also contributes to significant weight savings.



Swift Group work in partnership with Truma the manufacturers of the heating system installed in Sprite caravans. This partnership sees both teams challenging each other to deliver the best kit/equipment at the best price for the caravan ranges. Truma also carry out cold chamber testing of the products to prove they meet the Grade 3 standard for heating and insulation.



Swift recommend Oyster satellite TV and broadband. Your favourite TV channels at home and on the continent at the touch of a button. Permanently mounted dishes fold away neatly when travelling then raise and locate the satellite signal automatically seconds after activation. Made in Germany. 3 year warranty and UK service centre.

CHOSEN CHARITY



Swift Group are proud to support a charity local to them called the Daisy Appeal. The Daisy appeal is giving loved ones faster, more accurate, diagnosis of three of the region's biggest killers - cancer, heart disease and dementia.

The Charity's aim is to provide a world-class PET-CT scanning facility which will provide a comprehensive clinical service alongside an ambitious clinical research programme exploring new applications of imaging techniques.

Currently in the UK, most PET-CT scanning is carried out on cancer patients. However, it has great potential in various heart, neurological and other diseases. Many of these will necessitate the use of short half-life radioactive 'markers' which will need to be manufactured on site. Hence the requirement of a purpose built cyclotron, radiochemistry and radiopharmacy facility.

For every caravan, motorhome and holiday home sold, Swift Group make a donation to the Daisy Appeal, helping them to reach their goal of becoming the UK's number one PET-CT service.

To find out more visit www.daisyappeal.org