

CREATING SMILES FOR LIFE



**SWIFT**

# PURE AGILITY

2018 RIO





# CONTENTS



14



## FEATURES

Impressive style, comfort and technology

22



## COMMAND

Putting you in control like never before

04



## RIO

Coach-built motorhome luxury with the agility of a panel van

18



## DIFFERENCE

Find out what sets Swift apart

24



## SERVICE

Our approach to outstanding customer service

12



## SPECIFICATION

Choose from 3 models from 2 to 4 berths

20



SWIFT  
SMART

## SMART

The basis of our intelligent construction system

26



## EXPERIENCE

Country, coast and freedom to explore





# PURE AGILITY

## SWIFT RIO



The sporty compact Rio, with its distinctive front profile, is an integral member of Swift's exclusive Black Edition Range, incorporating a black metallic cab and Black Edition graphics. The Euro 6 130bhp 2.3 litre engine delivers plenty of power, new reversing sensors are included for easier parking, and storage is boosted with the addition of a new pannier locker to the 320 and 340.

With the agile dimensions of a panel van and the home comforts of coachbuilt luxury, the Rio is an innovative range that offers three models, two of which feature an ingenious lift-up rear tailgate. Weighing in at 3.5 tonnes they can be driven on a standard car licence.

With a more durable build courtesy of SMART construction, incorporating balanced panel GRP side walls, the Rio is set for adventure.







With the exciting Rio motorhome range, compact does not mean compromise. The 'Cordone' soft furnishing scheme features an espresso textured fabric to the seat edges with a pebble coloured 'SwiftShield' infill that has been cleverly treated to resist stains.

A Truma Combi 4 boiler provides ample heating and hot water and there is a well equipped kitchen with the exclusive Dometic CU600 oven. The washroom houses everything you need; a basin, toilet and shower, plus mini LED downlights.









Bringing modern technology with an 'app' interface, the enhanced Swift Command system makes it easy to remotely monitor and control onboard functions like heating and lighting. The system incorporates the option to subscribe to a pre-installed Thatcham Category 6 approved pro-active tracker, to better protect your precious possessions.

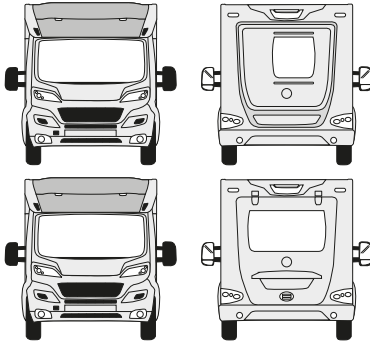
Lighting throughout is LED with dimmable under locker spotlights and overlocker lights in the rear lounge (model specific), and there is a stepwell light for safer access. There are even low-level night lights that operate when travelling and an illuminated kitchen splashback.

The ingenious lift-up rear tailgate models (320 and 340) give you easy access to the generous inter-seat storage area for housing your leisure and sporting gear.





RIO
SPECIFICATION



320		325		340	
Standard	Optional	Standard	Optional	Standard	Optional
130	130 Auto	130	130 Auto	130	130 Auto
2.3ltr		2.3ltr		2.3ltr	
96kW @ 3600rpm		96kW @ 3600rpm		96kW @ 3600rpm	
320Nm @ 1800rpm		320Nm @ 1800rpm		320Nm @ 1800rpm	
Low-line		Low-line		Low-line	
4.04m / 13'3"		3.80m / 12'6"		4.04m / 13'3"	
2		4		4	
2		2		4	
6.40m / 21'0"		5.99m / 19'8"		6.40m / 21'0"	
2.26m / 7'5"		2.26m / 7'5"		2.26m / 7'5"	
2.78m / 9'1"		2.78m / 9'1"		2.78m / 9'1"	
Thule 4900 3.0m		Thule 4900 3.0m		Thule 4900 3.0m	
3500kg		3500kg		3500kg	
2905kg	2922kg	2800kg	2817kg	2986kg	3003kg
595kg	578kg	700kg	683kg	514kg	497kg
0kg		0kg		0kg	
THREE		THREE		THREE	
2000kg		2000kg		2000kg	
5500kg		5500kg		5500kg	
1.94m x 1.40m / 6'4" x 4'7"		1.84m x 1.33m / 6'0" x 4'4"		1.93m x 1.26m / 6'4" x 4'2"	
1.80m x 0.70m / 5'11" x 2'4"					
1.84m x 0.70m / 6'0" x 2'4"					
				1.86m x 1.23m / 6'1" x 4'0"	

Notes

- 1. The Maximum User Payload includes:
  - a) the conventional load (this is the allowance for passengers)
  - b) essential habitation equipment (items and fluids required for safe and proper functioning of habitation equipment)
  - c) optional equipment (items available from the manufacturer over and above the standard specification)
  - d) personal effects (those items not covered by the above)
- 2. The Mass in Running Order is the mass of the unladen vehicle including a 75kg allowance for the driver plus engine coolants and 90% of the fuel tank capacity and 1 x 6kg Calor Lite LPG cylinder.  
The MRO is calculated with the fresh water tank empty. If you travel with water in the fresh water tank then the payload will reduce accordingly.
- 3. Please take care to ensure that you have allowed for the masses of all items you intend to carry in the motor caravan, e.g. passengers, optional equipment, essential habitation equipment and personal effects, such as clothing, food, pets, bicycles, sailboards, sports equipment etc.
- 4. Warning - under no circumstances should the maximum technical permissible laden mass of this motor caravan be exceeded.

# Please note that the additional weight of the tow bar and trailer nose weight increases the rear axle loading of the motor home so care should be taken that the rear axle load is not exceeded when towing. To ensure adequate road holding, the load on the front axle, under all conditions, must not be less than 40% or more than 70% of the total weight. Care must be taken when distributing loads. The loadings and weights above are maximums and must not be exceeded under any circumstances.



# RIO FEATURES

## Base Specification:

### Fiat Chassis Van

- Black metallic cab and Black Edition graphics
- Front bumper finished in body colour
- LED daytime running lights
- Fiat Euro 6 130bhp, 2.3 litre engine
- Dashboard design with fully integrated factory-fit DAB Radio/MP3 player with Bluetooth, switch-off timing adjustable up to 3 hours and wing mirror antenna for better reception
- Cab battery isolation switch to prevent discharge in storage
- Driver and passenger airbags
- Concertina windscreen blind and side window blinds
- Cab carpet (removable)
- Captains chairs with twin armrests and integrated headrest
- Driver and passenger seats with:
  - Swivels
  - Position, height and rake adjustment
  - Two armrests
  - Fully upholstered covers
  - Seat base surrounds
- ABS brakes
- EBD (electronic brake force distribution)
- Immobiliser with rolling code
- Variable power steering
- Key fob operated remote central locking of cab doors and entrance door
- Electric operated and tinted cab windows
- Electrically adjusted and heated wing mirrors fitted with direction indicators
- Headlamp height adjustment
- Adjustable steering wheel position
- LED swan neck reading lights
- Central cup holder with slot for full width tablet and wall pocket for smart phone with USB port for charging
- 12V socket and USB socket
- Dash mounted tablet holder

### Body and Exterior Equipment

- European Whole Vehicle Type Approval ensures compliance with strict weight, dimensions and safety regulations
- Distinctive streamlined front profile
- SMART construction with full GRP bodyshell:
- Strong, moisture proof 'PURE' Polyurethane timberless framed body shell with HD polystyrene insulation core
  - Balanced panel 31mm sandwich side walls with GRP outer and inner skin
  - 70mm 'Sandwich' floor construction with GRP outer skin, ply upper and high rigidity Styrofoam core
  - 31mm 'sandwich' construction hail resistant exterior GRP roof fully bonded for extra strength and flatness, and GRP inner skin
  - Full height GRP rear panel
- Compact narrow bodyshell 2000mm internal width and 1947mm interior height
- Full GRP rear panel incorporating lift-up tailgate with window, central locking and electrically operated step (320 & 340 only)
- GRP front low-line pod with 'Skyview' panoramic opening sunroof
- Dynamic graphics scheme coordinated with cab

- White extruded skirts link with full GRP rear panel
- **New** pull out under floor pannier locker on 320 and 340
- Seitz high specification entrance door with secure 2-point locking, window, integral flyscreen, door retainer, bin and step well light
- Single key for all habitation doors
- Seitz flush fitting, double glazed, tinted acrylic windows with night latch ventilation
- 16" wheels with full wheel trims
- Styled front marker lights
- Side marker lights
- Exclusive LED rear light clusters
- Low energy LED exterior awning light
- **New** reversing sensors
- High-level brake light
- Provision for 2 x 7kg gas bottles with fitted butane/propane regulator and propane hose
- Spare wheel on under slung carrier
- Heavy-duty rear chassis members ready for optional towbar (in lieu of rear step on 320 & 340)
- Bike rack fixing rails fitted to the rear (325 only)

### Living Area

- 'Cordone' soft furnishing scheme
- Scatter cushions
- 'Aralie Sen' woodgrain with contemporary colouring
- Luxury high gloss upper locker doors with 'Smoked Oak' inlays
- Chrome handles with push-button locks on overhead locker doors
- Ergonomically shaped rear travelling seats with safety frame supports
- Lap and diagonal seat belts on all designated passenger seats (325 & 340)
- Exclusive 'Duvalay Duvalite' fixed bed mattress with lightweight memory fibre technology - hypoallergenic, excellent pressure relief, dustmite resistant and 100% recyclable on manually operated height beds (325 & 340)
- Bed mattresses and lounge bench seat cushions supported by beech slats for extra comfort
- **New** height adjustable manual drop-down beds on 325 & 340 (340 has lower drop level to seats).
- Lounge seat and bed tops with gas spring hinge supports for easy access
- Seat backrest ventilation boards
- Dedicated storage locations for tables
- Travel lock for TV brackets where fitted
- Black branded speakers
- Pleated cassette blinds with flyscreens on all windows
- Concertina action door flyscreen
- Midi-Heki skylight with flynet and adjustable blind
- Mini-Heki clear roof light with pleated flyscreen and blind
- Sectioned removable carpets for flexibility
- 'French Oak' effect, high impact, scratch resistant floor lino
- Bed-mounted luggage retaining hoops (320 & 340)
- Removable stepwell mat
- Smoke alarm
- Carbon monoxide alarm

### Kitchen

- Dometic 8-Series, 112 litre automatic energy selection fridge with removable freezer compartment
- Exclusive Dometic CU600 oven, designed for motorhome use with improved performance and noise reduction, separate grill and dual fuel hob with 800W electric hot plate, electronic ignition and flame failure protection
- Built-in microwave oven with digital controls
- Granite-effect moulded kitchen sink
- Removable drainer and food grade nylon chopping board nestle together for easy storage in dedicated location
- Vector chrome effect kitchen mixer tap
- Acrylic splashback with LED lighting

### Washroom

- Washroom design with vanity unit, sink and shower
- 32mm thick entrance door with domestic style mortice lock and handle
- Chrome effect mixer tap for vanity and shower
- Thetford cassette toilet with electric flush and 18 litre wheeled tank
- Micro-heki skylight with flyscreen
- Mini LED downlights

### Heating and Plumbing

- Grade 3 classification (EN 1646-1) for heating and thermal insulation (for sub-zero ambient temperatures)
- Dual fuel heating with Truma Combi 4 1.8kW electric/4kW gas/3.8kW combined with digital control
- Digital programmable controller for heating and hot water
- Truma 'Crash sensing Mono' regulator for en-route use of heating and water heating
- 86 litre underfloor insulated fresh water tank with level sensor
- 68 litre waste water tank with level sensor
- Winter Pack fitted as standard with fresh and waste water tank heaters, waste pipe insulation and fridge vent covers
- En-route heating for underfloor water tanks to keep defrosted
- Pressurised fresh water system with self-priming pump and accumulator
- 12V exterior power point for pump filling of water tank (pump not supplied)

### Electrical

- Enhanced Swift Command control system with updated 'user friendly' app interface:
  - Pre-installed Thatcham Category 6 approved pro-active tracker (subject to annual subscription).
- Swift Command Intelligent power supply unit with LCD control panel; Functions include, battery selection, battery state meter, lighting and water pump circuit controls, internal & external temperature, internal humidity levels, 230V load limiter (settable between 5 amps & 16 amps), solar panel charging levels, heating controls and Bluetooth connection.
- **New** fridge control and monitoring.
- **New** Dometic Freshjet aircon control (dealer fit option)

- Swift Command app allows certain functions to be controlled/monitored remotely and comes with:
  - Remote levels viewing
  - Remote control of power, lighting and heating
  - Enhanced remote heating controls with **New** heater status bar
- **New** 'Places of Interest' feature including 'Campsites' from the Camping & Caravanning Club
- Fully sealed, long life, 80 Amp-hour leisure battery below driver's seat
- Minimum of 3 x 230V chrome sockets
- Mains 230V supply via easy-access consumer unit to sockets, fridge, microwave oven, heater, water heater and battery charger/transformer
- TV station with flatscreen bracket 230V, 12V supply and co-ax link to outside connector
- 25 Amp/300W charger/transformer for leisure batteries
- Enhanced ultra-low energy lighting system:
  - Dimmable LED spotlights
  - Dimmable over-locker LED ambient lighting
  - Low-level night lights (operable when travelling)
  - Adjustable LED cab reading lights
- 100W solar panel
- Power supply for satellite dish installation
- 25 metre mains hook-up cable

### Customer Service

- Exclusive online Connect Direct account with direct access to Swift

### Options:

#### Factory Fit

- Fiat Comfort-Matic automatic gearbox with Euro 6 130bhp, 2.3 litre engine (only available in conjunction with Lux Pack)
- Special value Lux Pack with:
  - Cab air-conditioning
  - Cruise control
  - Status 570 TV aerial
- Reversing camera\*
- Full length Thule 4900 roll-out awning
- 'SwiftShield' stain resistant, easy-clean fabric
- Detachable homologated Tow bar and electrics - requires removal of rear step on 320 & 340

#### Dealer fit options

- Annual subscription to Swift Command Tracker by Sargent
- Dometic Freshjet air conditioning unit (model dependent)
- Thule Elite G2 two cycle rack on 325\*
- Oyster satellite system (model dependent)

\*Dependent on model, visibility through optional reversing camera may be reduced when bicycles are carried on the optional bike carrier



01



02



03



04



05



06



07



08



09




10



11



12



13



14



15



16

Visit [swiftgroup.co.uk](https://www.swiftgroup.co.uk) to...

 Configure your Swift Rio

 Find a dealer



## RIO FABRIC



SwiftShield fabric has a soft suede type feel and has been treated during manufacturing to resist stains. It is very easy to clean and just requires a soft cloth dampened with water to remove most stains. SwiftShield is exclusive to Swift Group, you can find out more on Swift TV.

[www.swifttv.co.uk](http://www.swifttv.co.uk)



**'Cordone' upholstery scheme**  
Rio fabric (part SwiftShield)

## VALUE ADDED PARTNERS



Swift is delighted to have secured exclusivity to fit the Duvalite mattress as standard in all fixed bed models across all motorhome ranges. This innovative lightweight Memory Fibre Mattress is as comfortable as memory foam but has many other benefits. Constantly innovating Duvalay ensure our customers have the premium night's sleep they need and deserve.



Truma provide one of the industry's leading heating systems which features as standard on Rio models. The Truma Combi heater is lightweight and compact as well as quiet in operation, and there is an efficient boost function for a fast supply of warm water and room heating in a short time. Truma carry out cold chamber testing of their products to prove they meet the Grade 3 standard for heating and insulation.



Swift recommend Oyster satellite TV and broadband. Permanently mounted dishes fold away neatly when travelling then raise and locate the satellite signal automatically seconds after activation. Made in Germany, they come with a 3 year warranty and there is a dedicated UK service centre.



## Diamondbrite LEISURE

Swift are partnering with Diamondbrite Leisure - the ultimate in Paint & Upholstery Protection for your motorhome. The exterior nano-ceramic treatment forms a high-gloss coating for easier cleaning and never needs polishing, while the upholstery protection resists staining. It is professionally applied at your dealership and comes with a lifetime guarantee plus complimentary aftercare pack.

## CHOSEN CHARITY



Swift Group are proud to support a charity local to them called the Daisy Appeal. The Daisy appeal is giving loved ones faster, more accurate, diagnosis of three of the region's biggest killers – cancer, heart disease, and dementia.

The Charity's aim is to provide a world-class PET-CT scanning facility which will provide a comprehensive clinical service alongside an ambitious clinical research programme exploring new applications of imaging techniques.

Currently in the UK, most PET-CT scanning is carried out on cancer patients. However, it has great potential in various heart, neurological and other diseases. Many of these will necessitate the use of short half-life radioactive 'markers' which will need to be manufactured on site. Hence the requirement of a purpose built cyclotron, radiochemistry and radiopharmacy facility.

For every caravan, motorhome and holiday home sold, Swift Group make a donation to the Daisy Appeal, helping them to reach their goal of becoming the UK's number one PET-CT service.

To find out more visit [www.daisyappeal.org](http://www.daisyappeal.org)



# PURE ASSURANCE

The difference is Swift

Your head says you need a motorhome that's durable, functional, comfortable, safe and secure. Your heart wants great design and a great choice. With Swift you can have the best of both worlds with the backing of a company established over 50 years.

## DURABILITY

- Unique SMART construction system
- Rigorous safety testing at Millbrook and cold chamber testing down to minus 15°C and beyond puts prototypes through conditions most products will never have to experience in a lifetime. This is all part of the Swift ethos to deliver the best product possible to you
- Balanced panel side walls with GRP outer and inner skins. GRP is more impact resistant than aluminium and can be easily repaired, ensuring long lasting good looks and securing your investment for the future
- Assured build construction with a manufacturer backed, free 10 year bodyshell warranty as standard on all coachbuilt motorhomes



## FUNCTIONALITY

- Significant advancements in design and storage that optimise your living and sleeping space giving greater comfort
- A host of money saving developments including improved fuel efficiency and use of low energy lighting
- Truma dual fuel heating
- Swift Command system, developed with Sargent Electrical, on all models
- Use of Computational Fluid Dynamics to help shape the bodyshell for better fuel consumption

## COMFORT

- Grade 3 classification of thermal insulation for all year round comfort
- Sprung beech slats for comfortable seating and sleeping
- Regency 100% bleach cleanable carpets designed to repel everyday spills, stains and dirt
- Exclusive Duvalay Duvalite mattresses on fixed beds with memory fibre technology



## SAFETY AND SECURITY

- All Swift Group products are certified by the National Caravan Council to ensure they are both legal and safe
- All Swift motorhomes have European Whole Vehicle Type Approval to ensure compliance with strict weight, dimension and safety requirements
- Security includes a pre-installed Thatcham Category 6 approved pro-active tracker as part of the Swift Command system (subject to annual subscription)



## STYLE AND CHOICE

- Modern desirable looks inside and out
- Models from entry level to top of the range luxury cater for a wide range of budgets
- Choice of motorhome vehicle weights starting at 3.5 tonnes

## ESTABLISHED FOR OVER 50 YEARS

- Experienced company with over 50 years of manufacturing knowledge and dedicated long serving craftsmen
- Europe's No1 manufacturer of Caravans, Motorhomes and Holiday Homes
- Swift Group undertakes one of the most extensive research and testing programmes in the industry to ensure the design team can create products that set the industry standard for style, value and practicality
- Recycling waste and reducing carbon emissions is a fundamental part of the Swift ethos and initiatives are always underway to achieve further improvements wherever possible
- At the forefront of product design with exceptional style, inside and out, just wander into any Swift dealership to see for yourself

## DEDICATED CUSTOMER CARE

- We believe our aftersales and customer care are the best in the industry - check out our customer testimonials at [swiftgroup.co.uk/swift-group/testimonials](http://swiftgroup.co.uk/swift-group/testimonials)
- **Swift Connect** - A multi-million pound investment programme in online technology enables dealers not only to order online, including spare parts, but also to check product availability and delivery dates
- **Swift Talk** - Swift Group's own dedicated social media site is the industry's most popular social networking site. Swift Group staff monitor the forum and answer questions daily, providing invaluable help and support. A number of key suppliers and dealers are also active Swift Talk members
- **Connect Direct** - Connect Direct is our exclusive aftersales service for the ultimate in customer care





# PURE STRENGTH

## SMART is the basis of our intelligent construction system that is used across our entire coachbuilt motorhome range

As the UK's leading leisure vehicle manufacturer, the Swift Group undertakes one of the most extensive research and testing programme in the industry and we are constantly looking at new and better ways to construct our products.

SMART is based on proven technology which provides a Strong timberless body frame with Modern desirable looks and a leading Aerodynamic shape that is highly Resilient to moisture, all wrapped up in a motorhome that has undergone the most comprehensive Testing.

Balanced panel side walls with GRP outer and inner skins, a hail resistant GRP roof and GRP outer skin to the sandwich floor, creates a full GRP outer bodyshell making it even more resilient.

Carefully developed, SMART construction was only introduced once we were satisfied that it was truly fit for purpose.

Computer numerically controlled (CNC) cutting is used in the manufacturing process to provide accuracy and consistency time after time, to produce a high quality engineered product designed to give you a lifetime of smiles.



### STRONG

The Strong timberless body frame uses 'PURE', a tough, hard polyurethane based product, that is totally impervious to water and has been proven through use.



### MODERN

The SMART construction system uses Modern materials and has been developed to ensure the exterior profiles maintain the Modern desirable looks our motorhomes are renowned for.



### AERODYNAMIC

We continue to lead the way in Aerodynamics using Computational Fluid Dynamics to help shape the bodyshell for better fuel consumption.



### RESILIENT WITH GRP SIDE WALLS


Balanced panel side walls with GRP outer and inner skins. GRP is more impact resistant than aluminium and can be easily repaired, ensuring long lasting good looks, securing your investment for the future.



### TESTED

Extensive safety and durability Testing at the Millbrook track, and cold chamber Testing down to minus 15°C and beyond puts prototypes through conditions most products will never have to experience in a lifetime; all part of the Swift ethos to deliver the best products to you.

All fixings are made into the 'PURE' material to a pre-defined depth. 'PURE' is totally impervious to water and has no veins. This means there is no passage for water from the outer skin to the inner wallboard, making the motorhome highly Resilient to moisture.



### FLOOR CONSTRUCTION

'Sandwich' floor construction with ply upper, high rigidity Styrofoam core and GRP outer skin to provide greater durability from the elements.



# PURE CONTROL

Swift Command is a real innovation designed to make your touring experience even more carefree.

The perfect tool for touring, Swift Command technology includes a smart LCD control panel that has enhanced functions.

There is also an exciting, free downloadable 'app' that links to the Swift Command unit, so you can be in control wherever you are with the convenience of your mobile device.

Access the clever onboard interface when nearby with Bluetooth or via your internet connection when remote.

Track system levels like power, temperature, humidity and monitor the location of your vehicle.

Custom notification settings keep you informed of functions such as battery levels, frost alerts and alarm status.

For even greater peace of mind you can subscribe to the pre-installed Thatcham Category 6 approved pro-active tracker to add extra security to your vehicle.

Swift Command Tracker by Sargent is monitored by an approved monitoring centre which operates 24 hours a day 7 days a week and provides European coverage and direct police liaison. This system is ready for use, all you need to do is purchase a tracking subscription by visiting [www.swiftcommand.co.uk](http://www.swiftcommand.co.uk) or calling Sargent on 01482 881655.

Head to the Apple or Android store and search for 'Swift Command'.



## LIGHTING

Create just the right ambience onboard with easily adjustable lighting settings.



## POWER

Track your energy use and manage your batteries for efficient use of your all important power services.



## LOCATION AND REMOTE FEATURES


Connect to your leisure vehicle from anywhere to view its systems information and location.

Conveniently control and monitor your onboard services when away from your vehicle.



## WATER

Keep an eye on your precious water levels so you know in good time when to top-up.



## HEATING

Activate whilst out exploring and enjoy the warmth when you get back.





# PURE SERVICE

Connect Direct is an online system which personalises each customer's experience of owning their motorhome

Once you have logged on and created your profile, you will be able to access a whole host of information, specific to your motorhome. In addition you will be able to have a direct line into the retail team, with the launch of a live chat facility.

Should a problem occur, you will be able to report a fault to us directly, enabling us to react

quickly and work together with your dealer to take the problem away from you the owner and resolve the issue as quickly as possible.

Product upgrades and notifications will be sent via Connect Direct keeping you up to date over the coming years. This online system provides a direct route for you into the Swift

Group, and enables us to provide you with proactive Customer Service support, enhancing your experience.

Connect Direct is in addition to the traditional methods of contacting us.



# PURE SWIFT

Swift Group's design team is widely recognised as the most innovative and creative within our industry, often leading the future design of leisure vehicles.

## DESIGNED AND ENGINEERED

With a wide range of backgrounds including the automotive and interior design sector, our degree qualified engineers and designers draw from a wide range of influences to style our future products. They have the use of computer aided design and 3D rendering to create and analyse ideas before a prototype is even built.

The latest 3D CAD software uses data to drive the CNC machines in the factory to create highly accurate toolings for construction.

## AERODYNAMICS

Swift Group work with a leading company, who are also consultants to the Formula 1 industry, to use Computational Fluid Dynamics (CFD) to study the aerodynamics of their product design. A full 3D simulation study shows the airflow and drag and can be used to help shape the bodyshells for better fuel efficiency and towing dynamics.

## RIGOROUS TESTING

Everything is designed using sophisticated software and data gathered from physical testing at the Millbrook proving ground and cold chamber testing down to minus 15°C and beyond. Swift are able to simulate how components, fixtures and fastenings will react under certain conditions allowing build optimisation. This results in well engineered robust and durable products.

## EXCLUSIVES

Swift work closely to build partnerships with their suppliers to bring exclusive features to their products. These include the following features on top of our innovations:

- Ultra comfortable Duvalay mattress on all fixed beds
- Clever stain resisting SwiftShield fabric







# THE SWIFT EXPERIENCE

COUNTRY • COAST • FREEDOM

THE SWIFT EXPERIENCE IS A CULMINATION OF OVER 50 YEARS EXPERIENCE MAKING LEISURE VEHICLES FOR YOU TO ENJOY THE GREAT OUTDOORS. OUR AIM IS TO MAKE YOUR HOLIDAY AS COMFORTABLE AND RELAXING AS POSSIBLE SO THAT YOU RETURN WITH A BIG SMILE ON YOUR FACE.

YOU CAN FOLLOW THE LIVES OF FAMILIES WITH A PASSION FOR ENJOYING THE FREEDOM THE SWIFT LIFESTYLE CAN OFFER AT:  
**[SWIFTGROUP.CO.UK/SWIFT-EXPERIENCE](https://www.swiftgroup.co.uk/swift-experience)**

CREATING  
SMILES FOR  
LIFE

- BUILT IN BRITAIN -



 BROCHURE  
DOWNLOADS

 FIND A  
DEALER

 JOIN US ON  
[SWIFT-TALK.CO.UK](https://www.swift-talk.co.uk)

 PRODUCT VIDEOS  
[SWIFTTV.CO.UK](https://www.swifttv.co.uk)

   FIND US ON  
SOCIAL NETWORKS




# NOT YOUR AVERAGE TRIP TO THE COUNTRY.



Wake up to the sounds of nature, feel the morning dew on your feet, hold a cup of tea in your hand as you experience the sunrise over the hills and the sunlight streaming through the trees.

CREATING  
SMILES FOR  
LIFE  
- BUILT IN BRITAIN -



**M**orning breakfast made from the fresh local produce of the farm shop down the road, a bacon sandwich has never tasted so good. The days are full of possibilities; walking in bright green fields with sheep and cows, birds soaring high on the thermals and not a care in life, just anticipation of what is round the corner. Kids can be kids, running and playing, swimming in lakes, skimming stones, riding bikes, climbing trees and paddling canoes.

It's all about remembering the smiles on everyone's faces.

Live it. Experience it. Breathe it.

Adventure is allowing the unexpected to happen to you. Exploration is experiencing what you have not experienced before. How can there be any adventure, any exploration, if you let someone else - above all, a travel bureau - arrange everything before-hand?" *Richard Adlington, Death of a Hero.*



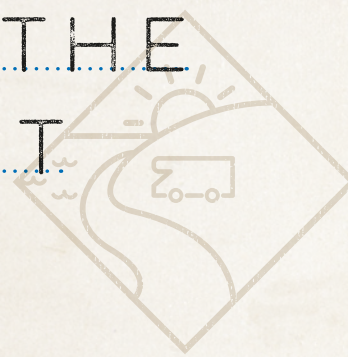
GET SOCIAL WITH SWIFT

JOIN US ON  
SWIFT-TALK.CO.UK

FIND US ON  
SOCIAL NETWORKS



# THERE IS NO PLACE LIKE THE COAST



CREATING  
SMILES FOR  
LIFE  
- BUILT IN BRITAIN -




**S** Seagulls soaring, the sound of the waves lapping at the shore, sand between your toes and the fresh sea air, it's the simple things in life that bring the most joy.

Bucket and spade in hand, building sand castles, collecting shells and soaking up the sun on the beach with an ice cream or candy floss; it's what the seaside is all about.

With coastal parks a stone's throw away from seaside adventures you can enjoy a prime holiday location with all the comforts of home. Imagine the kids playing happily with new friends while you relax nearby and even the dog can come too.


As the end of the day draws to a close, you get to relax in the comfort of your own motorhome, head refreshed from the day's activities and ready for tomorrow's adventure.

With a Swift Motorhome you have the freedom to roam at your pace, in comfort and style. You can be spontaneous or carefully plan your break away to create precious memories and tales to treasure for a lifetime.



*The ocean stirs the heart, inspires the imagination and brings eternal joy to the soul.*

Wyland



GET SOCIAL WITH SWIFT

JOIN US ON  
SWIFT-TALK.CO.UK

FIND US ON  
SOCIAL NETWORKS





**SWIFT**



## VISIT [SWIFTGROUP.CO.UK](https://www.swiftgroup.co.uk) TO...



Configure your model



Watch videos



Download brochures and handbooks



Find a dealer



Social

## DISCLAIMER

This brochure does not constitute an offer by Swift Group Limited (Swift). Swift reserves the right to alter specifications and prices at any time as materials and conditions demand. Distributors and dealers sell Swift products on their own account and not as agents of Swift. Accordingly, they have no authority to bind Swift or to make any representation or undertaking whatsoever on behalf of Swift. All props are for photographic purposes only and are not included in the specification. Issued September 2017.