

# Love & care

Our award-winning Birchover Classic benefits from being built with some of the latest CNC technology, allowing us to cut out our furniture flawlessly. Our expert craftsmen then assemble the kits and finish the vehicles by hand with great love and care.

All new Birchover Classics come with three years Hillside warranty, along with three years VW warranty and three years Roadside Assistance. They also benefit from National Caravan Council Approval as well as European Community Whole Vehicle Type Approval.



All Hillside Leisure Birchover Classic models come with the option of an elevating roof(4 berths), complete with roof bed & mattress, or a hightop roof(2 berths) with more storage and a skylight.

# Birchover Classic

Built on the Iconic VW Transporter T6.1



01332 207 976  
[hillsideleisure.co.uk](http://hillsideleisure.co.uk)  
 Chequers House, Chequers Lane, Derby DE21 6AW

Approved Vehicle Certification Agency







## Our most iconic campervan remastered for a new decade, the Birchover Classic is ready for all of your adventures.

Benefitting from years of evolution and adaptation, the Birchover Classic blends perfectly with the cutting edge VW T6.1. It is just as suited for a quiet break, action-packed adventures or a camper that doubles as an everyday vehicle.

The Birchover Classic takes the traditional campervan layout and perfects it with industry-leading components and innovations. The kitchen and storage units run the length of the driver's side of the vehicle, while the cab seats swivel to form a seating area with the rear bench seat. A stylish barrel front door swings open to reveal the fridge and grill, while also offering more storage.

The rear RIB seat is the best in the industry and offers unparalleled comfort and ease of use. During the day the seats are comfortably sculpted, while a dining table quickly fixes into position when needed. Meanwhile, in the evenings, the seat folds smoothly into a completely flat double bed.

The Birchover also has the option of a class-leading SCA elevating roof or a fixed high top option. The elevating roof quickly lifts to provide standing room, while the integrated roof bed offers an extra two berths. The high top roof, however, offers permanent standing space and more storage cupboards.

The Birchover Classic isn't just one of the best campers in the industry. It's also one of the safest. Like all of our range, it has National Caravan Council Approval along with European Community Whole Vehicle Type Approval, the highest safety standard possible.



## Campervan Features

- Choice of elevating or high top roof (2/4 berths)
- RIB rear seat/bed with integral 3 point seatbelts & headrests
- Passenger & driver swivel seats
- 65-litre low energy fridge with freezer compartment
- Smev integrated grill
- Integrated Smev 2 burner hob and sink
- Solid surface worktop
- Integrated blinds & flyscreens
- Rear external activity shower
- Underbody water tanks with pumped hot & cold water
- Portable toilet
- AGM leisure battery with split charging system & mains hook-up
- Internal 12 & 230 volt sockets & 12 volt control panel
- LED low energy lighting system
- Eberspächer diesel heating
- National Caravan Council Approval
- European Community Whole Vehicle Type Approval

## Vehicle Specification


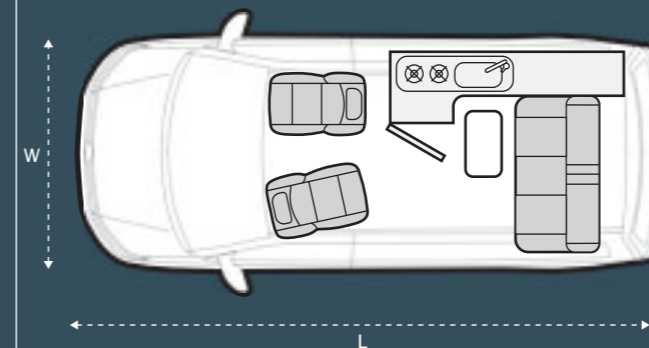
- Sidewind Assist with electromechanical power steering
- DAB+ radio with 6.5" touchscreen and Bluetooth connectivity
- Volkswagen app connect
- Leather multi-function steering wheel
- Adaptive cruise control with speed limiter
- Front & rear parking sensors
- Climatic air conditioning
- Automatic headlights\*
- Heated windscreen\*
- VW factory fitted alarm & immobiliser
- 2.0L TDI Euro 6 engine

\*Not available on all colour options.



### Day Mode


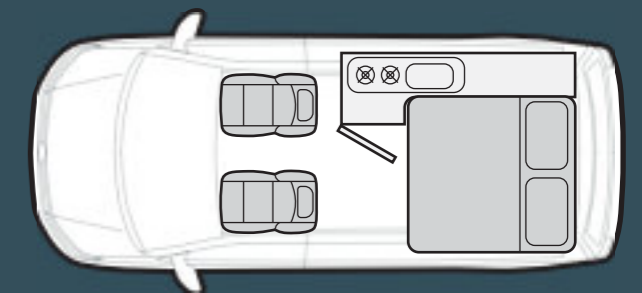
Comfortable lounge area with a driver's side kitchen, equipped with a 2 ring hob, grill, sink and fridge.



SWB -Length: 4892mm | Height: 2010mm | Width: 1904mm\*  
LWB -Length: 5292mm | Height: 2010mm | Width: 1904mm\*

### Night Mode

Completely flat, comfortable bed that leaves the kitchen and all but one of the cupboards accessible.



High top SWB -Length: 4892mm | Height: 2510mm | Width: 1904mm\*  
High top LWB -Length: 5292mm | Height: 2510mm | Width: 1904mm\*  
| Height: 2590mm\* with skylight