



Elddis

2015 Touring Caravan Range

avanté affinity crusader



SOLID
STRONG LIGHT DRY

The **first** and **only** fully-bonded construction system



THEY'VE GOT A COMMON BOND



WE CALL IT **SOLID** CONSTRUCTION



THE MOST ADVANCED TECHNOLOGY EVER USED IN LEISURE VEHICLE ENGINEERING

The first and only fully-bonded construction system for touring caravans and motorhomes. SoLiD Construction uses a tried and tested chemical bonding process as used in advanced automotive manufacture, Formula 1, aircraft and marine construction. SoLiD Construction eliminates water ingress, significantly increases structural rigidity and reduces weight to give you better fuel consumption.

STRONG

Everyone of our caravans and motorhomes is built with SoLiD Construction offering industry leading integrity and rigidity by spreading stresses and strains evenly across all joints.

LIGHT

Our fully-bonded construction system enables lighter vehicles, allowing class-leading specification whilst maintaining our lightweight advantage with improved fuel consumption.




DRY

With waterproof joints and over 95% fewer exterior screws, SoLiD Construction creates an impervious barrier to water ingress, backed by our Free 10 Year Water Ingress and Body Integrity Warranty.



New features & key specifications



Connect with us   

www.elddis.co.uk

Contemporary and comprehensive



360° virtual tours available online



avanté



Everything you need in a lightweight, modern and affordable caravan

The award-winning Eddis Avanté is a modern and contemporary touring caravan, comprehensively providing everything you need in a lightweight and versatile range.

The Eddis Avanté is fresh and exciting, featuring innovative and practical specification, style and unrivalled craftsmanship. The range features totally unique layouts that you simply won't find anywhere else.



Model shown: 636



Model shown: 540



Model shown: 564



Model shown: 636



Connect with us   

www.elddis.co.uk

Key features and benefits

NEW



360° virtual tours available online



Microwave comes as standard



NEW

New OZIO technology for mattresses and upholstery



Expert craftsmanship in every detail, including dove-tailed drawers



NEW

All-New Whale® I VAN touch screen control






NEW

All Avante bathrooms are spacious and well-equipped

Key Features

- Revolutionary 'Strong-Lite' high-strength aluminium one-piece sides. Up to 40% stronger and 30% lighter
- Craftsman-built cabinetry with traditional dove-tailed drawers and durable granite effect worktops
- All-New Whale® 4.3KW Dual-fuel space-saving heating with Rapid heat-up 8L Whale® water heater and IC intelligent controller
- Whale I VAN® touch-screen intuitive control panel - easy to use and pre-programme with 'at-a-glance' status reports
- Exclusive 'Tardis' Sports alloy wheels, spare wheel and underslung carrier
- 100% LED interior lighting, saving up to 80% battery consumption
- Fixed beds now come with OZIO Coolsoft luxury mattress(es) for optimum comfort, support and pressure relief. OZIO is warm in Winter and cool in Summer
- Luxurious 'Stamford' upholstery with all-new OZIO Hi-Performance, lightweight construction, with co-ordinating scatter cushions as standard
- AL-KO Chassis with AKS 3004 stabiliser, ATC Trailer Control System, shock absorbers and receiver for optional AL-KO wheel locks, plus AL-KO Euro over-run device with 2-way assisted handbrake
- CD Radio tuner with mp3 connectivity, USB input with charging facility and speakers
- 800w Stainless Steel microwave
- Aspire Mk2 oven, grill and dual fuel hob with spark ignition and 800w electric hotplate, three gas burners with smoked glass lid



Connect with us   

www.elddis.co.uk

Specification, layouts and options

Layout Options



462

Single Axle
2 Berth



540

Single Axle
4 Berth



550

Single Axle
4 Berth

**NEW
model**



564

Single Axle
4 Berth

**NEW
model**



566

Single Axle
6 Berth



574

Single Axle
4 Berth



576

Single Axle
6 Berth



636

Twin Axle
6 Berth

Design options

Change the look and feel of your Eddis with a choice of interior furnishings



Standard 'Stamford' upholstery



Optional 'Chivago' upholstery



Optional 'Pompeii' upholstery in Aquaclean®



View videos online now

For more information and to meet the team behind the Eddis Avante range please visit: www.eddis.co.uk

Please refer to our website for additional options for this range www.eddis.co.uk





Specification

Comfort

- **NEW CLASS LEADING** Whale 4.3KW Dual-fuel space-saving heating - fast, powerful and efficient, runs on gas and/or electric with quiet night-time setting - and ducted heating throughout including bathrooms
- Grade III Thermal Insulation for guaranteed all weather comfort
- 6'5" headroom
- Privacy curtains or room dividers (except 462)
- Wide-opening spring-assisted beech slat bases on all bunks and beds for easy access
- Stylish shaped double-glazed opening windows with night ventilation position
- Easy clean blinds and flyscreens to all windows
- **NEW CLASS LEADING** Fixed beds now come with OZIO Coolsoft luxury mattress(es) for optimum comfort. This all-new class-leading mattress construction provides unbeatable support and pressure relief and it's unique properties make OZIO warm in Winter and cool in Summer
- Easy-lift gas struts for improved-access storage (fixed beds)
- Heki tilting panoramic rooflight with pleated blind and separate flyscreen
- Seat backrest ventilation boards

Entertainment

- Avtex, high gain, omni-directional aerial with FM, AM, MW & LW, receives digital and analogue signal
- **NEW** CD Radio tuner with mp3 connectivity, USB input with charging facility and speakers
- **CLASS LEADING** Craftsman-built removable chest of drawers with dove-tailed joints, plus extending table, free standing table and dedicated storage
- TV points with dedicated locations for comfortable viewing (230V, 12V and aerial connection)

Wash

- Rapid heat up 8L Whale water heater
- **CLASS LEADING** Highflow submersible pump with Whale IC intelligent controller and inline filter - turns the pump off when the water runs out
- Large 'Nouveau' Bathroom sink with built in soap dish and chrome tap
- Vanity areas with LED downlighting, dedicated sockets for hairdryer and appliances (selected models)
- Domestic style bathroom door with high quality privacy lock
- Thetford electric flush toilet
- Fully lined shower cubicles with domestic style shower screen
- Polished chrome fittings, mixer taps and separate shower taps
- Domestic style bathroom cabinet
- **NEW** Multi-positional Heki rooflight with flyscreen and blind in bathroom

Cook

- **NEW** Black gloss enamelled Aspire Mk2 oven, grill and dual fuel hob with spark ignition and 800w electric hotplate, three gas burners with smoked glass lid. The all-new Aspire Mk2 is a superior, domestic-style appliance with greater cooking space, better temperature distribution and less leisure battery consumption
- Domestic style fridge freezer with large storage capacity 110L (155L large fridge freezer - Avante 636).
- **NEW** 800w Stainless Steel microwave, fully ventilated, with microwave isolation switch (selected models are fitted at a easy to access height).
- **NEW** Well-lit kitchen work area with energy-saving LED downlights
- **NEW** Heki rooflight in kitchen with flyscreen and blind
- **NEW** Round, black gloss enamelled sink with inset laminated sink cover and removable drainer with dedicated storage
- Polished chrome fittings and taps
- Modern 'Mussel' kitchen splashback
- Worktop extension (selected models)
- Dedicated cutlery tray

Style

- Stylish exterior design with stonechip-resistant front panel with three opening double glazed windows
- **CLASS LEADING** Large acrylic gas locker door with dual gas struts and large universal gas bottle storage
- **NEW** Exclusive 'Tardis' Sports alloy wheels
- **NEW** LED Awning light above the door
- **CLASS LEADING** Exterior 2-part door with moulded interior liner, window, blind, flyscreen and 12.5L wastebin
- Side marker lights
- Mud flaps
- **NEW CLASS LEADING** Curved ABS rear panel with streamlined integrated rear light cluster and LED high level brake light
- **NEW** Graphics
- **NEW** Polished chrome grab handles
- **NEW CLASS LEADING** 'Aspley Walnut' craftsman-built cabinetry with handcrafted dove-tailed drawers, overhead lockers with positive locking and removable shelves, contrasting two tone 'Mussel' flush-fit kitchen units with Chrome inset detail
- **NEW CLASS LEADING** Contemporary interior design and luxurious 'Stamford' upholstery with all-new OZIO Hi-Performance, lightweight construction, with 4x co-ordinating scatter and 4x bolster cushions as standard
- **CLASS LEADING** Quality and craftsmanship in every detail, including traditional dove-tailed drawers throughout
- **NEW** Durable 'Beige Rock' granite effect worktops
- **NEW** Removable 'Sea Shells' luxurious loose fit carpet
- **NEW** 'Chocolate' bamboo-effect easy clean heavy-duty vinyl flooring
- **NEW** Aluminium bunk ladders (to fixed bunk beds)
- **NEW** 4 Adjustable, individually switched Chrome LED reading lights to front lounge

Safety & Security

- CRIS identity number etched to windows and caravan chassis
- High security external door locks with single key operation
- All models comply with British and European safety standards as independently verified by the National Caravan Council (NCC)
- Concealed security data chip within caravan construction
- Carbon Monoxide (CO) alarm
- Smoke alarm
- Compartment for 2 gas bottles, with fitted gas regulator
- Isolation taps for gas appliances

Practical

- **NEW** AL-KO galvanised steel chassis with AL-KO AKS 3004 stabiliser and ATC Trailer Control System for smooth towing performance and exceptional stability. The AL-KO system comes with shock absorbers and receiver for optional AL-KO wheel locks, plus AL-KO Euro over-run device with 2-way assisted handbrake
- **NEW** Whale I VAN® Touch-Screen intuitive control panel - easy to use and pre-programme, with 'at-a-glance' status reports
- **CLASS LEADING** GRP underskin to caravan floor providing a water resistant barrier
- **NEW** 'Revolutionary' 'Strong-Lite' high-strength aluminium one-piece sides. Up to 40% stronger and 30% lighter
- Fully bonded roof for additional strength
- Reinforced step on hitch cover making windows easier to clean
- Spare wheel and underslung carrier
- **CLASS LEADING** 100% LED interior lighting, saving up to 80% battery consumption
- Exclusive 'Easy Glide' bed technology for easy bed conversion
- **CLASS LEADING** Fully protected mains electric system with up to seven 230V sockets - more than any other caravan manufacturer
- **CLASS LEADING** Full depth front lockers for additional storage space
- Easy-access drop-down seat bases for bulky item storage
- 170° Hinges for walk-in effect wardrobes with up to three hanging rails
- **NEW** Exterior access battery box with mains electric inlet (battery not included) with exterior satellite point
- Entrance step and removable mat with tray
- Fixing points for rear mounted 2 cycle 'Fiamma' caravan universal carrier and mounting rail
- 13-pin 12V car connector
- Inboard semi-rigid fresh water pipes
- Large bore under-slung rigid waste pipes with offside outlet
- 20 Amp switchmode charger / transformer
- 25 Meter mains hook-up cable
- **NEW CLASS LEADING** 'No-Screws' Fully-bonded SoLiD awning rails
- **NEW** Upgraded door retainer
- **NEW** Shock absorbers



Refined, lightweight elegance



360° virtual tours available online



affinity



In tune with the discerning caravanner

The all-new Affinity range from Elddis is designed to delight the most discerning of caravanners.

The multi-award-winning Affinity is an exciting and totally unique range of lightweight luxury touring caravans – all with Alde’s central heating system, new Sky-Scape panoramic sunroof - yet all weighing in at less than 1500kgs MTPLM!

Despite its light weight, the Affinity boasts an abundance of features as standard, quality craftsman-built cabinetry, and stylish detail inside and out. You can have it all ... and at a surprisingly affordable price!



Model shown: 554



Model shown: 540



Model shown: 530



Model shown: 554




Connect with us



www.elddis.co.uk

Key features and benefits

NEW



360° virtual tours available online

NEW



Alde central heating with new touch-screen control

NEW



New OZIO technology for mattresses and upholstery

NEW



Expert craftsmanship in every detail, including dove-tailed drawers



NEW

Ecocamel Orbit water-saving shower



NEW

Heated towel rail as standard



NEW

Affinity bathrooms are spacious, with plenty of storage



affinity

Key Features

- Sky-Scape panoramic sunroof with internal LED ambient lighting and pleated night blind
- Improved Alde 24-hr multi-programmable central and water heating system with new easy-to-use LCD touchscreen control with night-time display setting
- Exclusive Ecocamel Orbit water-saving Halo shower head with built-in Aircore Technology
- Highflow submersible pump with Whale® IC intelligent controller and inline filter - turns the pump off when the water runs out
- Alarm system with PIR (Passive Infra Red) and leg sensor
- External satellite point, 12V outlet with solar panel connectivity, aerial point and 230V external socket
- External gas barbecue point
- Exterior access locker doors to all models
- Craftsman-built cabinetry with traditional dove-tailed drawers and durable granite effect worktops.
- Illuminated cocktail cabinet with wine bottle and glass holders
- Fixed beds now come with OZIO Coolsoft luxury mattress(es) for optimum comfort, support and pressure relief. OZIO is warm in Winter and cool in Summer
- Luxurious 'Chivago' upholstery with all-new OZIO Hi-Performance, lightweight construction, with 4x co-ordinating scatter and 4x bolster cushions as standard
- AL-KO Chassis with AKS 3004 stabiliser, ATC Trailer Control System, shock absorbers and receiver for optional AL-KO wheel locks, plus AL-KO Euro over-run device with 2-way assisted handbrake
- Revolutionary 'Strong-Lite' high-strength aluminium one-piece sides. Up to 40% stronger and 30% lighter



Connect with us



www.elddis.co.uk

Specification, layouts and options

Layout Options



482
Single Axle
2 Berth



530
Single Axle
3-4 Berth
(optional 4th berth lift-up bunk)



540
Single Axle
4 Berth



550
Single Axle
4 Berth

**NEW
model**




554
Single Axle
4 Berth



574
Single Axle
4 Berth

Design options

Change the look and feel of your Eddis with a choice of interior furnishings



Standard 'Chivago' upholstery



Optional 'Stamford' upholstery



Optional 'Pompeii' upholstery
in Aquaclean®



View videos online now

For more information and to meet the team behind the Eddis Affinity range please visit: www.eddis.co.uk

Please refer to our website for additional options for this range www.eddis.co.uk





Specification

Comfort

- Grade III Thermal Insulation for guaranteed all weather comfort
- **NEW CLASS LEADING** Improved Alde 24-hr multi-programmable central and water heating system. Runs on gas, electric (up to 3.15KW) or both with new easy-to-use LCD touchscreen control with night-time display setting
- 6'5" Headroom
- Privacy curtains or room dividers (exc 482)
- Wide-opening spring-assisted beech slat bases on all bunks and beds for easy access
- **NEW** Stylish shaped double-glazed opening windows with night ventilation position, pleated blinds and flyscreens to all windows
- **NEW CLASS LEADING** Fixed beds now come with OZIO Coolsoft luxury mattress(es) for optimum comfort. This all-new class-leading mattress construction provides unbeatable support and pressure relief and it's unique properties make OZIO warm in Winter and cool in Summer
- Easy-lift gas struts for improved-access storage (fixed beds)
- **NEW** Heki tilting panoramic rooflight with pleated blind and separate flyscreen to front lounge
- Seat backrest ventilation boards for even heat distribution

Entertainment

- Avtex, high gain, omni-directional aerial with FM, AM, MW & LW, receives digital and analogue signal.
- External satellite point, 12V outlet with solar panel connectivity, aerial point and 230V external socket
- **NEW** CD Radio tuner with mp3 connectivity, USB input with charging facility and speakers
- Illuminated cocktail cabinet with wine bottle and glass holders
- **CLASS LEADING** Craftsman-built removable chest of drawers with dove-tailed joints, plus extending table, free standing table and dedicated storage
- TV points with dedicated locations for comfortable viewing (230V, 12V, satellite and aerial connection)
- Speakers inset to front lockers for optimal audio experience

Wash

- **CLASS LEADING** Highflow submersible pump with intelligent controller and inline filter - turns the pump off when the water runs out
- **NEW CLASS LEADING** Exclusive Ecocamel Orbit water-saving Halo shower head with built-in Aircore Technology
- Large 'Nouveau' bathroom sink with built in soap dish and chrome tap
- Vanity areas with LED downlighting, dedicated sockets for hairdryer and appliances (selected models)
- Domestic style bathroom door with high quality privacy lock
- Thetford electric flush toilet
- Fully lined shower cubicles with domestic style shower screen
- Polished chrome fittings, mixer taps and separate shower taps
- **NEW** Heated towel rail in all bathrooms with additional heating convactor
- Domestic style bathroom cabinet
- **NEW** Multi-positional Heki rooflight with flyscreen and blind in bathroom

Cook

- **NEW** Black gloss enamelled Aspire Mk2 oven, grill and dual fuel hob with spark ignition and 800w electric hotplate, three gas burners with smoked glass lid, additional oven shelf and interior light
- **NEW** Designer 'Night Sky' granite effect kitchen sink with integrated drainer and chopping board
- 110L Domestic style fridge with large storage capacity and removable freezer compartment
- **NEW** 800w Stainless Steel microwave, fully ventilated, with microwave isolation switch
- Dedicated cutlery tray
- External gas barbecue point
- Well lit kitchen work area with energy-saving LED downlights
- **NEW** Heki rooflight in kitchen with flyscreen and blind
- Polished chrome fittings and taps
- Modern 'Durham Cream' kitchen splashback
- **NEW** Worktop extension (selected models)

Style

- **NEW CLASS LEADING** Stunning panoramic Sky-Scape sunroof giving a flood of natural light into the front dinette, with internal LED ambient lighting and pleated night blind
- **CLASS LEADING** Large acrylic gas locker door with dual gas struts and large universal gas bottle storage
- **NEW CLASS LEADING** Curved ABS rear panel with streamlined integrated rear light cluster and LED high level brake light
- **NEW** Stylish exterior design with stonechip resistant front panel, and chrome effect grab handles
- **NEW** Exclusive 'Tardis' Sports alloy wheels
- **NEW** LED awning light above door
- Side marker lights
- **CLASS LEADING** Exterior 2-part door with moulded interior liner, window, blind, flyscreen and 12.5L wastebin
- Mud flaps
- **NEW CLASS LEADING** 'Luxurious' Reno Walnut' craftsman-built cabinetry with 24mm class-leading locker construction and storage, with removable shelves and positive locking
- **NEW CLASS LEADING** Elegant interior design and luxurious 'Chivago' upholstery in 'Aubergine' with all-new OZIO Hi-Performance, lightweight construction, with 4x co-ordinating scatter and 4x bolster cushions as standard
- **CLASS LEADING** Quality and craftsmanship in every detail, including traditional dove-tailed drawers throughout.
- Luxurious 'Profido Chiaro' granite effect deep worktops
- **NEW** Removable 'Briar Twist Supreme' luxurious loose fit carpet
- 'Chocolate' bamboo-effect easy clean heavy-duty vinyl flooring

Safety & Security

- Alarm system with PIR (Passive Infra Red) and leg sensor
- CRIS identity number etched to windows and caravan chassis
- High security external door locks with single key operation
- All models comply with British and European safety standards as independently verified by the National Caravan Council (NCC)
- Concealed security data chip within caravan construction
- Carbon Monoxide (CO) alarm
- Smoke alarm
- Compartment for 2 gas bottles, with fitted gas regulator
- Isolation taps for gas appliances

Practical

- **NEW CLASS LEADING** AL-KO chassis with AL-KO AKS 3004 stabiliser and ATC Trailer Control System for a smooth towing performance and exceptional stability. The AL-KO system comes with shock absorbers and receiver for Diamond Standard AL-KO Secure wheel locks, plus AL-KO Euro over-run device with 2-way assisted handbrake
- **NEW** Revolutionary 'Strong-Lite' high-strength one-piece aluminium sides. Up to 40% stronger and 30% lighter
- **CLASS LEADING** GRP underskin to caravan floor providing a water resistant barrier
- Fully bonded roof for additional strength
- Reinforced step on hitch cover making windows easier to clean
- Exclusive 'Easy Glide' bed technology for easy bed conversion
- **CLASS LEADING** 100% LED interior lighting, saving up to 80% battery consumption
- **CLASS LEADING** Fully protected mains electric system with up to seven 230V sockets - more than any other caravan manufacturer
- Spare wheel and underslung carrier
- Exterior access locker doors to all models
- Easy-access drop-down seat bases for bulky item storage
- **CLASS LEADING** 170° Hinges for walk-in effect wardrobes with up to three hanging rails
- 12V Control panel with digital battery status meter, 12V master and pump switch
- Entrance step and removable mat with tray
- Exterior access battery box with mains electric inlet (battery not included)
- Fixing points for rear mounted 2 cycle 'Fiamma' caravan universal carrier and mounting rail
- 13-pin 12V car connector
- Inboard semi-rigid fresh water pipes
- Large bore under-slung rigid waste pipes with offside outlet
- 20 Amp switchmode charger / transformer
- 25 Meter mains hook-up cable
- Exterior door retainer
- **NEW CLASS LEADING** 'No-Screws' Fully-bonded SoLiD awning rails



Different by design



360° virtual tours available online



crusader



Intelligent engineering and stylish detail

The Elddis Crusader range offers 5* luxury, with style and specification to leave the competition standing.

From the sporty, head-turning exterior to the impressive and lavish interior - no other caravan looks or feels like a Crusader.

The Crusader boasts innovation in every detail and offers unique and high level specification as standard, with space and practicality in abundance.

The Crusader's class-leading, craftsman-built cabinetry exudes grandeur, whilst maintaining its competitive lightweight edge.

This is the first and only choice for all serious caravan connoisseurs!



Model shown: **Tempest EB**



Model shown: **Storm**



Model shown: **Shamal**



Model shown: **Tempest EB**



Connect with us



www.elddis.co.uk

Key features and benefits

NEW



360° virtual tours available online

NEW



Alde central heating with new Load Monitor

NEW




New OZIO technology for mattresses and upholstery



NEW



Expert craftsmanship in every detail



NEW

Ecocamel Orbit water-saving shower



NEW

Crusader bathrooms feature LED-lit showers and heated towel rails



Elddis

crusader

Key Features

- Sky-Scape panoramic sunroof incorporating Cream high gloss internal feature surround with LED lights and pleated night blind
- AL-KO Chassis with AKS 3004 stabiliser, Euro over-run device, ATC Trailer Control System, shock absorbers, 'Big Feet' heavy duty corner steadies, plus 2-way assisted handbrake
- AL-KO Diamond Standard Secure wheel lock (single axle models include one wheel lock, twin axle models include two wheel locks and an AL-KO side mounted jack)
- New revolutionary 'Strong-Lite' high-strength one-piece aluminium sides. Up to 40% stronger and 30% lighter
- Improved Alde 24-hr multi-programmable central and water heating system with new easy-to-use LCD touchscreen control with night-time display setting
- Alde Load Monitor
- 40ltr Onboard water tank giving 80ltr of continuous water supply (using water source auto changeover)
- Exclusive Ecocamel Orbit water-saving Halo shower head with built-in Aircore Technology
- Sumptuous Aquaclean® 'Pompeii' upholstery with all-new OZIO Hi-Performance, lightweight construction, with 4x co-ordinating scatter and 4x bolster cushions as standard
- Fixed beds now come with OZIO Coolsoft luxury mattress(es) for optimum comfort, support and pressure relief. OZIO is warm in Winter and cool in Summer
- TRACKER® Thatcham Cat 7 approved tracker (includes first 12 months subscription)
- Aero Privacy flush-fit double-glazed side windows with night ventilation position, pleated blinds and flyscreens



Connect with us



www.elddis.co.uk

Specification, layouts and options

Layout Options



Mistral
Single Axle
4 Berth



Shamal
Single Axle
4 Berth



Storm
Twin Axle
4 Berth



Supercyclone
Twin Axle
4 Berth



Supersirocco
Twin Axle
4 Berth



Tempest
Twin Axle
6 Berth

Design options

Change the look and feel of your Eddis with a choice of interior furnishings



Standard 'Pompeii' upholstery
in Aquaclean®



Optional 'Stamford' upholstery



Optional 'Chivago' upholstery



View videos online now

For more information and to meet the team behind the Eddis Crusader range please visit: www.eddis.co.uk

Please refer to our website for additional options for this range www.eddis.co.uk





Specification

Comfort

- Grade III Thermal Insulation for guaranteed all weather comfort
- **NEW** Improved Alde 24-hr multi-programmable central and water heating system. Runs on gas, electric (up to 3.15KW) or both with new easy-to-use LCD touchscreen control with night-time display setting
- **NEW** Aero privacy flush-fit double-glazed side windows with night ventilation position, pleated blinds and flyscreens
- **NEW CLASS LEADING** Fixed beds now come with OZIO Coolsafe extra-deep luxury mattresses for optimum comfort. This all-new class-leading mattress construction provides unbeatable support and pressure relief and it's unique properties make OZIO warm in Winter and cool in Summer
- Bed frame with easy-lift gas struts for improved-access storage (fixed beds)
- 6'5" Headroom
- 7'6" Overall width
- Large Heki tilting panoramic rooflight with pleated blind and separate flyscreen
- Wide-opening spring-assisted beech slat bases on all bunks and beds for easy access
- Seat bases with front access and space for bulky items
- Seat backrest ventilation boards for even heat distribution
- Privacy curtains or room dividers

Entertainment

- Avtex, high gain, omni-directional aerial with FM, AM, MW & LW, receives digital and analogue signal
- External satellite point, 12V outlet with solar panel connectivity, aerial point and 230V external socket
- **NEW** CD Radio tuner with mp3 connectivity, USB input with charging facility and speakers
- Illuminated cocktail cabinet with wine bottle and glass holders
- Craftsman-built removable chest of drawers with dove-tailed joints, plus extending table
- TV points with dedicated locations for comfortable viewing (230V, 12V, satellite and aerial connection)
- Free standing dining table with dedicated storage location
- Speakers inset to front lockers for optimal audio experience
- Dedicated area for Freeview / Satellite connection (box not included)

Wash

- **NEW** Heated towel rail in all bathrooms with additional heating convactor
- Fully lined domestic style shower cubicles with LED lighting
- **NEW CLASS LEADING** Exclusive Ecocamel Orbit water-saving Halo shower head with built-in Aircore Technology
- Highflow submersible pump with intelligent controller and inline filter - turns the pump off when the water runs out
- Large 'Contessa' Bathroom sink with built in soap dish and chrome tap
- Thetford toilet with auto-fill water system and electric flush
- Domestic style bathroom cabinet
- Full length dressing mirror (selected models)
- Polished chrome fittings, mixer taps and separate shower taps
- Domestic style bathroom door with high quality privacy lock
- Multi-positional Heki rooflight with flyscreen and blind in bathroom

Cook

- Multi-speed omnivent (extracts and blows air).
- Large domestic style fridge freezer (115L Twin-Axle models and 110L Single-Axle models)
- Designer 'Night Sky' granite effect kitchen sink with concealed storage, integrated drainer and chopping board.
- **NEW** Black gloss enamelled Aspire Mk2 oven, grill and dual fuel hob with spark ignition and 800w electric hotplate, three gas burners with smoked glass lid, additional oven shelf and interior light
- **NEW** 800w Stainless Steel microwave, fully ventilated, with microwave isolation switch
- External gas barbecue point
- Kitchen locker doors with positive locking catches
- Worktop extension (selected models)
- Dedicated cutlery tray
- Polished chrome fittings and taps
- Well lit kitchen work area with energy-saving LED downlights
- Modern 'Mussel' kitchen splashback

Style

- Stunning panoramic Sky-Scape sunroof giving a flood of natural light into the front dinette, incorporating cream high gloss internal feature surround with LED lights and pleated night blind
- Stylish exterior design with stonechip resistant front panel, and chrome effect grab handles
- **CLASS LEADING** Large acrylic Smokey Quartz gas locker door with dual gas struts and large universal gas bottle storage
- **NEW** Exclusive 'Tardis' sports alloy wheels with Smokey Quartz wheel spats
- **NEW** LED large awning light with drip deflector above door, plus additional outside services light
- **NEW** Side marker lights
- **CLASS LEADING** Larger 2-part entrance door, with window blind, flyscreen and 12.5L waste bin
- Mud flaps
- **NEW** Curved ABS rear panel with streamlined integrated rear light cluster and LED high level brake light
- Three opening flush fit double glazed front windows
- **CLASS LEADING** Contemporary 'Aspley Walnut' craftsman-built cabinetry with contrasting cream leather effect feature rail, 24mm class-leading locker construction and storage, with removable shelves and positive locking
- **NEW** Sumptuous Aquaclean® 'Pompeii' upholstery with all-new OZIO Hi-Performance, lightweight construction, with 4x co-ordinating scatter and 4x bolsfer cushions as standard
- **NEW** Aquaclean® upholstery - simply clean stains with water
- **CLASS LEADING** Quality and craftsmanship in every detail, including traditional dove-tailed drawers throughout
- **CLASS LEADING** Stylish low level LED lighting
- Luxurious granite effect deep worktops
- **NEW** Removable luxury deep-pile 'Elite Platinum Heather' loose fit carpet
- 'Chocolate' bamboo-effect easy clean heavy-duty vinyl flooring
- **NEW** Aluminium bunk ladders (to fixed bunk beds)

Safety & Security

- **NEW** AL-KO Diamond Standard Secure wheel lock (single axle models include one wheel lock, twin axle models include two wheel locks and an AL-KO side mounted jack)
- TRACKER® Thatcham Cat 7 approved tracker (includes first 12 months subscription)
- Alarm system with PIR (Passive Infra Red) and leg sensor
- CRIS identity number etched to windows and caravan chassis
- High security external door locks with single key operation
- All models comply with British and European safety standards as independently verified by the National Caravan Council (NCC)
- Concealed security data chip within caravan construction
- Carbon Monoxide (CO) and smoke alarm
- Illuminated compartment for 2 gas bottles, with fitted Gas auto-changeover valve and regulator
- Isolation taps for gas appliances

Practical

- **NEW CLASS LEADING** AL-KO chassis with AKS 3004 stabiliser, Euro over-run device and ATC Trailer Control System for smooth towing performance and exceptional stability. The AL-KO system comes with shock absorbers and 'Big Feet' heavy duty corner steadies as standard, plus 2-way assisted handbrake
- **NEW CLASS LEADING** Alde Load Monitor (allows you to programme the max 230V current to prevent you exceeding the site's electrical capacity)
- **NEW** 'Revolutionary 'Strong-Lite' high-strength one-piece aluminium sides. Up to 40% stronger and 30% lighter
- Fully bonded roof for additional strength
- **NEW** Wastemaster as standard
- **NEW CLASS LEADING** 'No-Screws' Fully-bonded SoLiD awning rails
- **NEW** 40ltr Onboard water tank giving 80ltr of continuous water supply (using water source auto changeover)
- Reinforced step on hitch cover making windows easier to clean
- **CLASS LEADING** 100% LED interior lighting, saving up to 80% battery consumption
- Exclusive 'Easy Glide' bed technology for easy bed conversion
- Vanity areas with LED downlighting, dedicated sockets for hairdryer and appliances (selected models)
- **CLASS LEADING** Ample storage throughout, with handcrafted, extra deep dove-tailed drawers
- Spare wheel and underslung carrier
- Up to three exterior access locker doors
- Exterior access battery box with mains electric inlet (battery not included)
- 170° Hinges for walk-in effect wardrobes with up to three hanging rails
- Shock absorbers
- 13-pin 12V car connector
- Entrance step and removable mat with tray
- 12V Control panel with digital battery and fresh water level status meter, 12V master and pump switch
- **CLASS LEADING** Fully protected mains electric system with up to seven 230V sockets - more than any other caravan manufacturer
- Fixing points for rear mounted 2 cycle 'Fiamma' caravan universal carrier and mounting rail
- Inboard semi-rigid fresh water pipes
- Large bore under-slung rigid waste pipes with offside outlet
- 20 Amp switchmode charger / transformer
- 25 Meter mains hook-up cable

Made by Caravanners, for Caravanners



Connect with us



www.elddis.co.uk



Working together with world-class suppliers to deliver world-class caravans



Every Explorer Group caravan proudly carries the National Caravan Council (NCC) approved badge of quality. Elddis, Xplore, Compass and Buccaneer are trademarks of The Explorer Group Limited. Company Registration No. 02433663 England & Wales. This brochure does not constitute an offer by The Explorer Group. The Explorer Group reserves the right to, and does alter from time to time, technical specifications, prices and model ranges as materials, model improvements and conditions require, and can accept no responsibility for discrepancies between these and subsequent models shown. This brochure is for guidance purposes only. Please be sure to check our full current and technical specifications with your retailer before placing your order. Please note that Approved Retailers are not the agents of The Explorer Group. Accordingly they have no authority to bind The Explorer Group or to make any representation or undertaking whatsoever on behalf of The Explorer Group. Props shown in this brochure are for photographic purposes only and are not included in the specification. Bed covers and additional scatter cushions shown are for demonstration purposes only, similar co-ordinating sets are available to purchase from your Explorer Group retailer. The Explorer Group products are covered against water ingress damage for 10 years from the original date of purchase of a new product. This applies to water ingress through any permanently sealed seam joints. If you purchase this vehicle as a used vehicle it may be possible to transfer the unexpired term of the warranty cover (up to a maximum of six years commencing at the original date of purchase from new). Full Terms and Conditions, including service intervals and exclusions can be found on the Elddis website www.elddis.co.uk or by telephoning The Explorer Group Customer Care Team.



Connect with us   

www.elddis.co.uk



ON



THE MOST ADVANCED TECHNOLOGY EVER USED IN LEISURE VEHICLE ENGINEERING

The first and only fully-bonded construction system for touring caravans and motorhomes. SoLiD Construction uses a tried and tested chemical bonding process as used in advanced automotive manufacture, Formula 1, aircraft and marine construction. SoLiD Construction eliminates water ingress, significantly increases structural rigidity and reduces weight to give you better fuel consumption.

STRONG

Everyone of our caravans and motorhomes is built with SoLiD Construction offering industry leading integrity and rigidity by spreading stresses and strains evenly across all joints.

LIGHT

Our fully-bonded construction system enables lighter vehicles, allowing class-leading specification whilst maintaining our lightweight advantage with improved fuel consumption.

DRY

With waterproof joints and over 95% fewer exterior screws, SoLiD Construction creates an impervious barrier to water ingress, backed by our Free 10 Year Water Ingress and Body Integrity Warranty.



TECHNOLOGY PARTNERS