

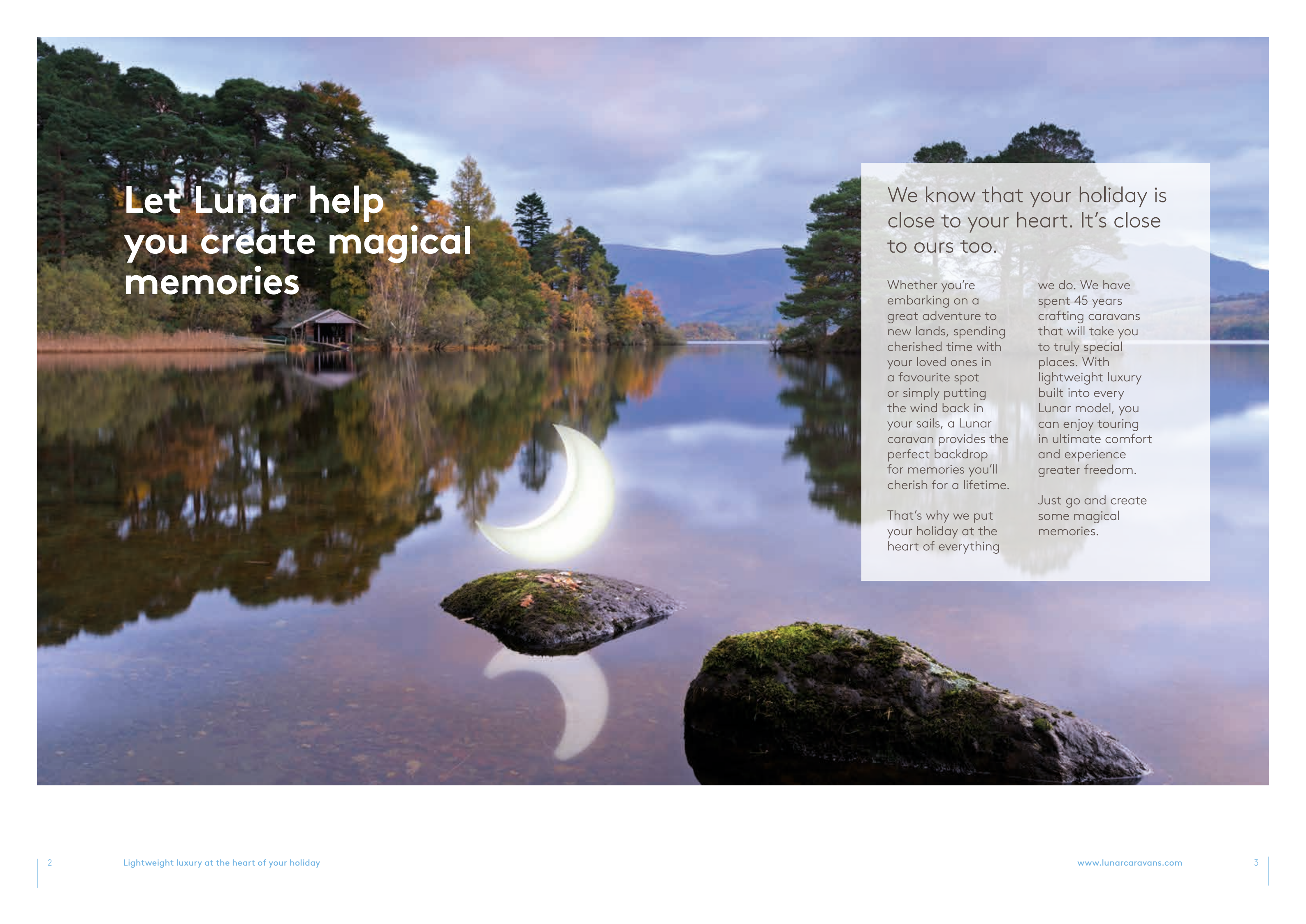
2015 Caravan Collection

 **LUNAR**[®]
Lightweight Luxury

The heart of
your holiday



PERFECTED WITH
 **Core**[®]
At the heart of your holiday



Let Lunar help you create magical memories

We know that your holiday is close to your heart. It's close to ours too.

Whether you're embarking on a great adventure to new lands, spending cherished time with your loved ones in a favourite spot or simply putting the wind back in your sails, a Lunar caravan provides the perfect backdrop for memories you'll cherish for a lifetime.

That's why we put your holiday at the heart of everything

we do. We have spent 45 years crafting caravans that will take you to truly special places. With lightweight luxury built into every Lunar model, you can enjoy touring in ultimate comfort and experience greater freedom.

Just go and create some magical memories.

As a Lunar owner, we believe you deserve the very best in design, craftsmanship and quality.

Relentless in our pursuit for the ultimate lightweight caravan, each model we design is perfected by Core.

Core is our philosophy that determines every design decision, every manufacturing process and every component we use.

This philosophy feeds innovation, inspires technical integrity and ensures great reliability. For us, Core drives the development that enables us to consistently improve durability and quality while reducing overall weights.

For you, Core ensures we deliver the most advanced lightweight caravan that is easy to tow, more economical on fuel and exceptional in terms of luxury.



With 20 models across our Ariva, Quasar, Stellar, Lexon, Clubman and Delta ranges, lightweight luxury comes in every shape and size you could need. With a range of layout options to suit you and your family, you'll find stunning interiors and comfort in every detail, with the peace of mind that in choosing a Lunar you can focus on having a magnificent memorable holiday.

With Core technology and lightweight luxury let Lunar take you somewhere special



1. Quasar 544 – fixed double bed with spacious end-washroom

2. New "Kassis" soft furnishings and new "Montana Oak" wood grain finish for a contemporary look

3. Quasar 524 – side dinette is perfect for families who want a flexible layout

4. New "Touch" high impact worktop in "Dark Stone" laminate complements a cream tap and splash back

5. New decal colours and design for head turning style



The Ariva & Quasar Collection

There's a whole wide world waiting to be explored and enjoyed. Wherever's special for your family, the Ariva & Quasar ranges are equipped to take you there in comfort.

Get cosy with the new "Kassis" soft furnishings while you kick back and relax – whether in a 2, 4 or 6 berth model. Get packed up and tidied up with the abundant storage lockers finished in our new "Montana Oak", with contemporary

cream and chrome fittings. Enjoy cooking for the family in a new kitchen area styled with "Touch" high-impact worktops finished in "Dark Stone" laminate, and featuring an Aspire Grill, a 42l oven and a four-burner hob.

Save time with a new user-friendly control panel when you arrive, so you don't have to waste a moment of your holiday. Even the washrooms have been given fresh touches of elegance and convenience, with a new vanity unit and new shelving for even more storage capacity.

We have eight different models in the Ariva & Quasar ranges so there's something for every intrepid family. With our new Quasar 586, we offer a 6-berth option featuring double fixed bunks, rear-corner washroom and side dinette.






- 1. Dometic electronic fridge with removable freezer compartment, Aspire separate grill and 42L oven with 3 gas/1 electric four burner hob
- 2. Quasar's stylish rear light arrays and full height rear panel
- 3. Quasar 462 – spacious 2 berth perfect for couples



- 4. Quasar 554 – fixed single beds
- 5. Quasar 544 – fixed double bed
- 6. Large domestic style shower and restyled vanity area
- 7. 800w 20L microwave oven
- 8. Multi spoke alloy wheels
- 9. Quasar 525 – Twin lounge that converts to sleep 5



The Ariva & Quasar Collection

For a more stylish exterior...

NEW Exterior graphics and colours

For a more contemporary interior...

NEW Restyled vanity unit

NEW Domestic washroom style tap

NEW "Montana Oak" wood grain

NEW "Touch" high impact worktop in "Dark Stone" laminate

NEW Wood effect floor covering

NEW Locker doors in "Montana Oak" with contemporary cream and chrome branding

NEW Satin finish furniture handles

NEW Stain-free carpet in "Malt"

NEW Soft furnishings scheme in "Kassis"

For more storage options...

NEW Curved shelving

For an easier set-up...

NEW User friendly control panel

| | | | |
|------------------------------|------------------------------|------------------------------|------------------------------|
| | | | |
| Ariva 2 Berth | Quasar 462 2 Berth | Quasar 524 4 Berth | Quasar 525 5 Berth |
| | | | |
| Quasar 544 4 Berth | Quasar 554 4 Berth | Quasar 564 4 Berth | Quasar 586 6 Berth |





The Stellar & Lexon Collection

There is a timeless quality to our Stellar & Lexon ranges. A design that's been proven time and time again – and which can only be improved with the latest in Core innovation. The result is a new dimension in luxury touring, with obvious quality and sumptuous comfort in all 5 of our 2-berth to 4-berth models.

Admire the style of the exterior graphics, which give a contemporary feel to a classic shape. Unwind in the plush luxury of the new "Kyla" soft furnishings. Feel at home in surroundings finished off in "Montana Oak". Cook up a masterpiece in a kitchen area that has been reworked with "Touch" high-impact worktops finished in "Dark Stone" laminate.

Don't limit your touring to the summer months, feel the warmth of the new Truma Isotherm heating system, which makes sure that you

can snuggle up inside no matter what the conditions are like outside. And feel comfort on the road, not just in your caravan, with an AL-KO ATC trailer control system which comes as standard across all our Stellar and Lexon models.

Make the most of it all with our newest model, the Lexon 590, offering 4 berths with fixed single beds, a spacious washroom at the midpoint and a well-equipped kitchen perfect for whipping up something tasty.



1. Lexon 640 – spacious 4 berth twin axle with fixed single beds

2. New "Kyla" soft furnishings and new "Montana Oak" wood grain finish for an elegant look

3. New user friendly control panel

4. New lift-up kitchen flap to extend work surface

5. Lexon 590 – new 4 berth with fixed single beds with mid washroom





1. New gloss cream kitchen locker doors and "Touch" high impact worktop in "Dark Stone" laminate

2. New decals add to the elegant design

3. Stellar – compact yet spacious 2 berth with side washroom



4. Lexon 590 – new layout with fixed single beds

5. Lexon 470 – spacious 2 berth with large end washroom and ample storage

6. Restyled vanity area and two large wardrobes (model specific)

7. Stylish black tap and black enamelled sink

8. Sleek and stylish integral light clusters

9. Lexon 540 – fixed double bed with large end washroom

The Stellar & Lexon Collection

For improved heating efficiency...

NEW Truma 6KW ISOTHERM heating system (4KW in Stellar)

For a more contemporary interior...

NEW Gloss cream kitchen locker doors

NEW Satin finish locker door handles

NEW Lift-up kitchen flap to extend work surface


NEW Stain-free heavy duty carpet in "Stone"

NEW Soft furnishings scheme in "Kyla"

NEW Large locker doors in "Montana Oak" with chrome branding

For a more stylish exterior...

NEW Exterior graphics and colours





The Clubman & Delta Collection

Real indulgent luxury isn't an easy thing to find or to create. It's the result of a thousand features, details and ideas delivered in stunning style by models in our Clubman and Delta ranges.

Let the best of the outside in with a new "Skyview" roof light flooding the caravan with natural light, while LED perimeter lighting and

dimnable over-locker lights give the interior a soft, warm glow when the sun goes down. Entertain loved ones in the remodelled lounge area, finished with luxuriant "Sarona" soft furnishings and glossy cream locker doors. Make every meal a feast, with a new style kitchen area complete with "Touch" high-impact worktops finished in "Light" laminate.

Sink your feet into the new "Fondant" luxury pile carpet and take it easy in a restyled bedroom area that features new glossy cream wardrobe

doors and beautiful shelving units. Rest your head on the spacious island beds on our Clubman SI and Delta TI models and, when morning comes, marvel in the easy action of switching from night to day mode.

Whichever of the 2-berth models or the 4-berth models you choose, you'll find an exceptional standard of quality - a new definition of lightweight luxury and a new benchmark for others to aspire to.



- 1. Clubman SB - 4 berth with fixed single beds and end-washroom
- 2. Sumptuous new "Sarona" soft furnishings and elegant gloss cream/ "Montana Oak" finish locker doors

- 3. Clubman ES - side dinette that converts to sleeping for 2
- 4. New "Skyview" roof light with LED perimeter lighting
- 5. Delta TI with new decal colours and design for head turning style





1. New "Touch" high impact worktop in "Light" laminate and new chrome locker handles

2. Precision engineered grab handles and integral light clusters

3. Clubman CK – luxurious and spacious 2 berth

4. New easy action day/night mode island bed on the Clubman SI and Delta TI

5. Delta RS – fixed double bed and large end washroom with Alde domestic style radiator

6. Restyled vanity area



7. Large capacity fridge/freezer in Delta TI and Delta RS

8. Optional extractor fan

9. Lift-up kitchen flap to extend work surface

The Clubman & Delta Collection

For home from home comfort...

- NEW** Gloss cream/"Montana Oak" wood finish locker doors
- NEW** Gloss cream wardrobe doors
- NEW** "Skyview" rooflight with LED perimeter lighting
- NEW** Overlocker dimmable lighting
- NEW** Black bezel with storage pockets around control panel
- NEW** Radio/CD/MP3 player with Bluetooth and USB functions
- NEW** Restyled chrome furniture handles
- NEW** Luxury pile stain-free carpet in "Fondant"
- NEW** Soft furnishings scheme in "Sarona"
- NEW** "Touch" high impact worktop in "Light" laminate

For an easier set up...

- NEW** Easy action day/night mode island bed (model specific)
- NEW** User friendly control panel



| | | | |
|------------------------------|------------------------------|------------------------------|------------------------------|
| | | | |
| Clubman CK 2 Berth | Clubman ES 4 Berth | Clubman SB 4 Berth | Clubman SE 4 Berth |
| | | | |
| Clubman SI 4 Berth | Delta RS 4 Berth | Delta TI 4 Berth | |

2015 Range Features

Standard features on Ariva & Quasar As standard on all Lunar models

Safety and Security Features

- European Whole Vehicle Type Approval
- AL-KO AKS stabiliser
- AL-KO-Secure receiver
- CO2 Alarm
- Smoke alarm
- Snake cut key to all locks
- CRIS identity etched onto window
- Unique hidden identity tag

Exterior Features

- **NEW - Exterior graphics and colours**
- **NEW - Restyled wheel spat**
- AL-KO galvanised steel chassis with one action easy handbrake
- Multi spoke hyper silver alloy wheels
- Underslung AL-KO spare wheel carrier to all models (not Ariva)
- Steel spare wheel
- 13 pin connection cable
- Step on hitch cover
- Front and rear grab handles
- Roof strength for air-conditioning (not Ariva)
- 1 piece, higher gauge, flat aluminium panels
- Grade 111 classification for thermal insulation & heating
- Full height curved front panel (not Ariva)
- 3 opening front windows
- Double glazed windows with blinds and fly screens
- Fully adjustable window stays with night latch ventilation position
- Gas struts to exterior gas locker
- Large, easy access front gas locker (Not Ariva)
- Gas locker to hold the following bottle types:
 - 5kg Calor patio gas bottle
 - 5kg BP lightweight gas bottle
 - 7kg steel gas cylinder
 - 10kg BP lightweight gas bottle
- External battery locker
- External storage locker - nearside with 240 volt socket (not Ariva)
- Exterior door with heavy duty door handle and lock
- LED awning light with integral rain gutter
- Lunar entrance tray and doormat
- Side skirts with integral marker lamps
- Colour coded awning rails
- Awning rail incorporating rain deflector
- Stylish side windows
- Full height rear panel (Ariva 3/4 height)
- Stylish rear light arrays
- Mud flaps (not Ariva)

Interior Features

- **NEW - "Montana Oak" wood grain**
- **NEW - "Touch" high impact worktop in "Dark Stone" laminate**
- **NEW - Wood effect floor covering**
- **NEW - Curved pelmet shelving**
- **NEW - Locker doors in "Montana Oak" with contemporary cream and chrome branding**
- **NEW - Satin finish furniture handles**
- **NEW - Stain-free carpet in "Malt"**
- **NEW - Soft furnishings scheme in "Kassis"**
- Blinds and fly screens to all windows
- Hartal fly screen to exterior door
- Bed ventilation boards (to improve airflow and reduce condensation)
- Front chest of drawers with pull-out coffee table
- Fixed and strengthened shelving to roof lockers in front lounge areas
- Lightweight free-standing table
- Fully sprung upholstery
- Aluminium framed lift up front beds
- Full length drop down flaps to front beds
- Roll out slats for easy front double bed make up
- Aluminium framed lift up fixed beds - model specific
- Luxury pocket sprung mattress to all fixed bed models
- Midi Heki over front lounge
- Midi Heki over all fixed beds / rear lounge
- LED ceiling lights
- LED corner wall lights
- LED spotlights
- Waste bin to interior of caravan door
- 'Decadence' ceiling and wall board

Kitchen Features

- 800W, 20L microwave oven
- Eye level microwave position (model specific)
- Black panelled Dometic electronic fridge with removable freezer compartment
- Colour co-ordinated kitchen taps
- Cream gloss splash back
- LED Lighting under kitchen eye level lockers
- Restyled Aspire separate grill and 42L oven - with spark ignition and flame failure device
- Four burner hob with 3 gas and 1 electric plate
- Safety cut off to electric plate on hob closure
- Black glass lid to cooker top
- Black enamel circular sink with separate drainer (not Ariva)
- Integrated stainless steel sink / drainer (Ariva only)

- Laminated sink cover and plastic bowl
- Chrome wirework to kitchen lockers
- Contemporary cream kitchen locker doors

Bathroom Features

- **NEW - Restyled vanity unit**
- **NEW - Curved shelving**
- **NEW - Domestic style tap**
- Large domestic style shower cubicle (end bathroom models)
- Domestic style pivot shower door (end bathroom models)
- Shower with dedicated controls
- Eco Camel shower head / hose
- Chrome bathroom fittings
- LED shower light
- Hanging rail in shower
- Mirrored vanity area with LED lighting
- Domestic style vanity basin
- Pull cord or external light switch to all bathrooms
- Mini Heki to washrooms (model specific)
- Offside toilets in all models (no emptying via awning side)
- C260 CWE swivel toilet - electric flush
- Domestic style sliding door/handle to bathrooms (model specific)
- Domestic style door with handle and lock to bathrooms (model specific)
- Clothes hooks in all bathrooms

Electrical

- **NEW - User friendly Sargent control Panel**
- 100% LED interior lighting throughout
- Truma digital control panel
- 12 volt charger and mains transformer
- Colour co-ordinated 230v mains sockets
- Mains connection lead (25 metre)
- Mains inlet with ELCB protection

Audio/Entertainment Features

- Radio/CD/MP3 player with 2 speakers
- Status 530-5 TV aerial - multi-directional and fully adjustable
- Satellite TV connection point inside battery box
- Signal strength indicator for status TV aerial
- 2-4 x TV points in all models - all with satellite connection
- TV / power socket to front bulkhead shelf

Plumbing and Heating

- Isolation taps for all gas appliances
- 4KW Truma combi gas / electric water and central heating system
- Pressurised water system with semi-rigid piping
- External shower connection point

Features on Stellar & Lexon Standard Ariva & Quasar

- **NEW - Exterior graphics and colours**
- **NEW - Truma 6KW ISOTHERM heating system (4KW in Stellar)**
- **NEW - Gloss cream kitchen locker doors**
- **NEW - Satin finish locker door handles**
- **NEW - Lift-up kitchen flap to extend work surface**
- **NEW - Stain-free heavy duty carpet in "Stone"**
- **NEW - Soft furnishings scheme in "Kyla"**
- **NEW - Large locker doors in "Montana Oak" with chrome branding**
- AL-KO ATC trailer control system standard on all models
- Shock absorbers to all models
- Integrated precision engineered grab handles colour coded in white
- Heavy duty corner steadies to rear
- Flush fitting LED high level corner lights
- Security alarm with PIR and tilt sensors
- Remote control fob to control alarm and awning light
- Overall width 7'8" (including high level marker lights)
- Interior headroom of 1960mm / 6'5"
- Large, easy access front gas locker
- Unique cantilever hinge mechanism to front gas locker
- Secure locking x 2 to front gas locker
- Large Heki lux skylight over front lounge
- Truma digital control panel
- Black panelled 180L large capacity fridge / freezer with LED display (twin axle models only)
- Stylish side windows
- Full height back panel with integral light clust

Features on Clubman & Delta Standard Stellar & Lexon

- **NEW - Exterior graphics and colours**
- **NEW - Gloss cream/"Montana Oak" wood finish locker doors**
- **NEW - Gloss cream wardrobe doors**
- **NEW - "Skyview" rooflight with LED perimeter lighting**
- **NEW - Overlocker dimmable lighting**
- **NEW - User friendly Sargent control panel**
- **NEW - Black bezel with storage pockets around control panel**
- **NEW - Radio/CD/MP3 player with Bluetooth and USB functions**
- **NEW - Easy Action Day/Night mode island bed (model specific)**
- **NEW - Restyled chrome furniture handles**
- **NEW - Luxury pile stain-free carpet in "Fondant"**
- **NEW - Soft furnishings scheme in "Sarona"**
- **NEW - "Touch" high impact worktop in "Light" laminate**
- Phantom tracker complete with 12 months subscription
- AL-KO secure wheel lock (2 on Delta models)
- AL-KO jack (Delta models only)
- Integrated precision engineered grab handles in chrome finish
- Grab handle pocket LED courtesy lights
- Low voltage, cool touch, LED mood lights to front lounge bulkhead
- LED spotlights double lit with soft glow backs
- Chrome ceiling lights
- LED mood lighting inside kitchen eye level lockers
- Low voltage, cool touch, LED mood lights to bedrooms
- LED light inside all wardrobes
- Low level LED night time courtesy light
- 2 additional speakers to bedrooms
- Lift-up kitchen flap to extend work surface
- Slide out chrome baskets to kitchen base units
- Pan door beneath oven
- Auto changeover dual gas regulator
- External BBQ point
- External shower connection point complete with hose and shower head
- Underslung 40L water tank with auto switch over (Delta models only)
- Wastemaster water carrier (Delta only)
- Off side services light
- Dometic ceramic lined toilet with LED indicators for toilet and flush tank
- Low profile flush fitting side windows
- Soft roll pleated blinds to all windows
- Black bezel insert and fog light diffuser to back panel
- Alde hydronic wet central heating system

Touring For Over 45 Years

The Lunar story reflects 45 years of passion and pride for building caravans that are undoubtedly the best in lightweight luxury touring.

From humble beginnings, co-founders Brian Talbot and Ken Wilcock, named their caravan manufacturing business 'Lunar', following inspiration from the 1969 mission to land on the moon.

They knew their caravans were exceptional but couldn't have imagined the size that Lunar has become today. From the flagship Clubman to the legendary little Ariva, through the years the Lunar ethos has remained constant:

build lightweight high quality caravans with luxurious interiors. Protecting our heritage and our future has always been paramount. When the company was sold to a European manufacturer in the 1990's it was a milestone when a management buyout, led by Chairman and CEO, Brian Mellor, was finalised in 2007.

Since the buyout, the innovation applied to both our caravans and our manufacturing has gone from strength to strength. We have made investments in a wide range of new manufacturing equipment and new design software technology.

These advancements have become our trademark, setting our caravan collection apart from our rivals.

In March 2011, we were reunited with one of our very first models, a Lunar Saturn, that had toured with a family from Lancashire for over 40 years. This compact two berth was one of the first models we built. The family took delight in touring with this caravan all over the UK from 1969 right through to 2010.

Following a difficult decision in 2011 to finally retire from touring, the family contacted us to see if we could provide a final home for their Saturn which had become a real part of the family. We were absolutely thrilled with this opportunity as the Saturn signifies a Lunar heritage dedicated to quality and craftsmanship. We are extremely proud of our heritage and it is the drive behind our lightweight luxury innovations for the future.



Frequently Asked Questions

Q Can I change the upholstery scheme?

A Yes, any of the other standard schemes can be specified for an additional cost. There is also the new option of the 'Aquaclean' stain resistant fabric. Charge will be applied. Please note that the full make-up may not transfer depending on your choice. Please ask your dealer for further details.

Q What is included in the Mass in Running Order (MRO)?

A The MRO includes 8kg gas bottle, 5kg electric mains cable, 1kg steady winder, 8ltrs water in boiler, 2ltrs water in toilet header tank.

Q What insulation grade are Lunar Caravans rated to?

A After comprehensive testing in a cold chamber facility, Lunar have been awarded Grade 3 classification. Please ask for further details.

Q Can I upgrade my weight plate?

A Some of the caravans can benefit from an increase on the weight plate, so a higher payload can be enjoyed. This differs from model to model so please ask for further details.

Q Is the roof strengthened for air conditioning units?


A Yes, all the Lunar caravans will now support the weight of standard air con units, please clarify with your dealer.

Q Can I take my caravan to any Lunar dealer for servicing or warranty work?

A Any Lunar or Venus dealer is authorised to carry out servicing or warranty work, so can any NCC approved workshop. This is at the dealer's discretion so we would recommend you contact your preferred choice to ascertain if they will offer this service.

Q Can I fit a bike rack to the rear of a Lunar caravan?

A Due to the instability of these items, we do not recommend the fitment of rear bike racks.



Lunar Specifications 2015



| Base | Ariva | Quasar | Quasar | Quasar | Quasar | Quasar | Quasar | Quasar | Stellar | Lexon | Lexon | Lexon | Lexon | Clubman | Clubman | Clubman | Clubman | Clubman | Delta | Delta |
|------------------|-------|--------|--------|--------|--------|--------|--------|--------|---------|-------|-------|-------|-------|---------|---------|---------|---------|---------|-------|-------|
| Model | | 462 | 524 | 525 | 544 | 554 | 564 | 586 * | | 470 | 540 | 590 | 640 | CK | ES | SE | SB | SI | RS | TI |
| Number of Berths | 2 | 2 | 4 | 5 | 4 | 4 | 4 | 6 | 2 | 2 | 4 | 4 | 4 | 2 | 4 | 4 | 4 | 4 | 4 | 4 |
| Number of Axles | 1 | 1 | 1 | 1 | 1 | 1 | 1 | 1 | 1 | 1 | 1 | 1 | 2 | 1 | 1 | 1 | 1 | 1 | 2 | 2 |

Technical Data

| | | | | | | | | | | | | | | | | | | | | | |
|--|---------------|---------------|---------------|---------------|---------------|----------------|---------------|---------------|---------------|---------------|----------------|----------------|----------------|---------------|---------------|----------------|---------------|----------------|----------------|----------------|------------|
| Interior Length (m/ft) | 3.653 / 12'0" | 4.589 / 15'1" | 5.196 / 17'1" | 5.417 / 17'9" | 5.618 / 18'5" | 5.618 / 18'5" | 5.618 / 18'5" | 5.783 / 19'0" | 4.178 / 13'8" | 4.638 / 15'3" | 5.776 / 18'11" | 5.761 / 18'11" | 6.343 / 20'10" | 4.638 / 15'3" | 5.514 / 18'1" | 5.775 / 18'11" | 5.785 / 19'0" | 5.769 / 18'11" | 6.342 / 20'10" | 6.342 / 20'10" | |
| Shipping Length (m/ft) | 5.170 / 17'0" | 6.230 / 20'5" | 6.776 / 22'3" | 7.064 / 23'2" | 7.255 / 23'9" | 7.265 / 23'10" | 7.191 / 23'7" | 7.362 / 24'2" | 5.723 / 18'9" | 6.182 / 20'3" | 7.313 / 24'0" | 7.295 / 23'11" | 7.881 / 25'10" | 6.173 / 20'3" | 7.059 / 23'2" | 7.313 / 24'0" | 7.313 / 24'0" | 7.321 / 24'0" | 7.888 / 25'11" | 7.883 / 25'10" | |
| Overall Width (includes high level markers) (m/ft) | 1.980 / 6'6" | 2.205 / 7'3" | 2.205 / 7'3" | 2.205 / 7'3" | 2.205 / 7'3" | 2.205 / 7'3" | 2.205 / 7'3" | 2.205 / 7'3" | 2.326 / 7'8" | 2.326 / 7'8" | 2.326 / 7'8" | 2.326 / 7'8" | 2.326 / 7'8" | 2.326 / 7'8" | 2.326 / 7'8" | 2.326 / 7'8" | 2.326 / 7'8" | 2.326 / 7'8" | 2.326 / 7'8" | 2.326 / 7'8" | |
| Maximum Headroom (m/ft) | 1.908 / 6'3" | 1.908 / 6'3" | 1.908 / 6'3" | 1.908 / 6'3" | 1.908 / 6'3" | 1.908 / 6'3" | 1.908 / 6'3" | 1.908 / 6'3" | 1.958 / 6'5" | 1.958 / 6'5" | 1.958 / 6'5" | 1.958 / 6'5" | 1.958 / 6'5" | 1.958 / 6'5" | 1.958 / 6'5" | 1.958 / 6'5" | 1.958 / 6'5" | 1.958 / 6'5" | 1.958 / 6'5" | 1.958 / 6'5" | |
| Overall Height (includes pinnacle of tv aerial) (m/ft) | 2.571 / 8'5" | 2.606 / 8'7" | 2.606 / 8'7" | 2.606 / 8'7" | 2.606 / 8'7" | 2.606 / 8'7" | 2.606 / 8'7" | 2.606 / 8'7" | 2.658 / 8'9" | 2.658 / 8'9" | 2.658 / 8'9" | 2.658 / 8'9" | 2.658 / 8'9" | 2.658 / 8'9" | 2.658 / 8'9" | 2.658 / 8'9" | 2.658 / 8'9" | 2.658 / 8'9" | 2.658 / 8'9" | 2.658 / 8'9" | |
| Tyre Size | 175/65 R14 | 185 R14 C | 185 R14 C | 185 R14 C | 185 R14 C | 185 R14 C | 185 R14 C | 185 R14 C | 185 R14 C | 185 R14 C | 185 R14 C | 185 R14 C | 175/65 R14 | 185 R14 C | 185 R14 C | 185 R14 C | 185 R14 C | 185 R14 C | 185 R14 C | 175/65 R14 | 175/65 R14 |
| Hitch Ball Height Fully Laden (m/ft) | 0.440 / 1'5" | 0.440 / 1'5" | 0.440 / 1'5" | 0.440 / 1'5" | 0.440 / 1'5" | 0.440 / 1'5" | 0.440 / 1'5" | 0.440 / 1'5" | 0.440 / 1'5" | 0.440 / 1'5" | 0.440 / 1'5" | 0.440 / 1'5" | 0.440 / 1'5" | 0.440 / 1'5" | 0.440 / 1'5" | 0.440 / 1'5" | 0.440 / 1'5" | 0.440 / 1'5" | 0.440 / 1'5" | 0.440 / 1'5" | |

Weights

| | | | | | | | | | | | | | | | | | | | | |
|------------------------------|---------------|---------------|---------------|--------------|---------------|---------------|---------------|---------------|---------------|--------------|---------------|---------------|---------------|--------------|---------------|----------------|----------------|----------------|---------------|---------------|
| MRO (Kg) | 835 | 1034 | 1138 | 1196 | 1169 | 1174 | 1179 | 1227 | 1055 | 1111 | 1260 | 1270 | 1449 | 1142 | 1283 | 1296 | 1295 | 1310 | 1535 | 1525 |
| USER PAYLOAD (kg) | 125 | 141 | 167 | 179 | 171 | 171 | 171 | 193 | 140 | 144 | 175 | 175 | 181 | 123 | 152 | 154 | 155 | 155 | 160 | 160 |
| MTPLM (Kg) | 960 | 1175 | 1305 | 1375 | 1340 | 1345 | 1350 | 1420 | 1195 | 1255 | 1435 | 1445 | 1630 | 1265 | 1435 | 1450 | 1450 | 1465 | 1695 | 1685 |
| Actual Awning Length (cm/ft) | 790 25'11" | 910 29'10" | 970 31'10" | 990 32'6" | 1010 33'2" | 1010 33'2" | 1010 33'2" | 1025 33'8" | 880 28'10" | 925 30'4" | 1040 34'1" | 1040 34'1" | 1090 35'9" | 930 30'6" | 1010 33'2" | 1035 33'11" | 1035 33'11" | 1030 33'10" | 1090 35'9" | 1090 35'9" |

Bed Sizes

| | | | | | | | | | | | | | | | | | | | | |
|------------------------|------------------------------|------------------------------|--------------------------------|------------------------------|--------------------------------|------------------------------|------------------------------|--------------------------------|-------------------------------|-------------------------------|-------------------------------|-------------------------------|-------------------------------|-------------------------------|-------------------------------|-------------------------------|-------------------------------|--------------------------------|-------------------------------|-------------------------------|
| Front Double (m/ft) | 1.865 x 1.862 6'1" x 6'1" | 2.005 x 1.862 6'7" x 6'1" | 2.005 x 1.862 6'7" x 6'1" | 2.005 x 1.862 6'7" x 6'1" | 2.005 x 1.532 6'7" x 5'0" | 2.005 x 1.532 6'7" x 5'0" | 2.005 x 1.532 6'7" x 5'0" | 2.005 x 1.862 6'7" x 6'1" | 2.085 x 1.844 6'10" x 6'1" | 2.085 x 1.844 6'10" x 6'1" | 2.085 x 1.670 6'10" x 5'6" | 2.085 x 1.514 6'10" x 5'0" | 2.085 x 1.670 6'10" x 5'6" | 2.105 x 1.844 6'11" x 6'1" | 2.105 x 1.844 6'11" x 6'1" | 2.105 x 1.670 6'11" x 5'6" | 2.105 x 1.514 6'11" x 5'0" | 2.105 x 1.514 6'11" x 5'0" | 2.105 x 1.844 6'11" x 6'1" | 2.105 x 1.844 6'11" x 6'1" |
| Front Singles 1 (m/ft) | 1.862 x 0.683 6'1" x 2'3" | 1.862 x 0.690 6'1" x 2'3" | 1.862 x 0.690 6'1" x 2'3" | 1.862 x 0.690 6'1" x 2'3" | 1.532 x 0.690 5'0" x 2'3" | 1.532 x 0.690 5'0" x 2'3" | 1.532 x 0.690 5'0" x 2'3" | 1.862 x 0.690 6'1" x 2'3" | 1.844 x 0.729 6'1" x 2'5" | 1.844 x 0.729 6'1" x 2'5" | 1.670 x 0.729 5'6" x 2'5" | 1.514 x 0.729 5'0" x 2'5" | 1.670 x 0.729 5'6" x 2'5" | 1.844 x 0.739 6'1" x 2'5" | 1.844 x 0.739 6'1" x 2'5" | 1.670 x 0.739 5'6" x 2'5" | 1.514 x 0.739 5'0" x 2'5" | 1.514 x 0.739 5'0" x 2'5" | 1.844 x 0.739 6'1" x 2'5" | 1.844 x 0.739 6'1" x 2'5" |
| Front Singles 2 (m/ft) | 1.862 x 0.683 6'1" x 2'3" | 1.862 x 0.690 6'1" x 2'3" | 1.862 x 0.690 6'1" x 2'3" | 1.862 x 0.690 6'1" x 2'3" | 1.532 x 0.690 5'0" x 2'3" | 1.532 x 0.690 5'0" x 2'3" | 1.532 x 0.690 5'0" x 2'3" | 1.862 x 0.690 6'1" x 2'3" | 1.844 x 0.729 6'1" x 2'5" | 1.844 x 0.739 6'1" x 2'5" | 1.670 x 0.729 5'6" x 2'5" | 1.514 x 0.729 5'0" x 2'5" | 1.670 x 0.729 5'6" x 2'5" | 1.844 x 0.739 6'1" x 2'5" | 1.844 x 0.739 6'1" x 2'5" | 1.670 x 0.739 5'6" x 2'5" | 1.514 x 0.739 5'0" x 2'5" | 1.514 x 0.739 5'0" x 2'5" | 1.844 x 0.739 6'1" x 2'5" | 1.844 x 0.739 6'1" x 2'5" |
| Rear Double | | | | | 2.005 x 1.357 6'7" x 4'5" | 1.907 x 1.340 6'3" x 4'5" | | 1.907 x 1.340 6'3" x 4'5" | | | 1.907 x 1.340 6'3" x 4'5" | | | | | 1.907 x 1.340 6'3" x 4'5" | | 1.830 x 1.340 6'0" x 4'5" | 1.907 x 1.348 6'3" x 4'5" | 1.830 x 1.340 6'0" x 4'5" |
| Rear Single 1 | | | | 1.357 x 0.690 4'5" x 2'3" | | | 1.867 x 0.680 6'2" x 2'3" | | | | | 1.867 x 0.770 6'2" x 2'6" | 1.867 x 0.780 6'2" x 2'7" | | | | | 1.867 x 0.780 6'2" x 2'7" | | |
| Rear Single 2 | | | | 1.357 x 0.690 4'5" x 2'3" | | | 1.867 x 0.680 6'2" x 2'3" | | | | | 1.867 x 0.770 6'2" x 2'6" | 1.867 x 0.780 6'2" x 2'7" | | | | | 1.867 x 0.780 6'2" x 2'7" | | |
| Side Single | | | 1.830 x 0.653 6'0" x 2'2" | | | | | 1.830 x 0.653 6'0" x 2'2" | | | | | | | | | | 1.830 x 0.653 6'0" x 2'2" | | |
| Side Bunks | | | 1.766 x 0.569 5'10" x 1'10" | | | | | 1.766 x 0.569 5'10" x 1'10" | | | | | | | | | | 1.766 x 0.569 5'10" x 1'10" | | |
| Rear Bunk 1 | | | | | 1.766 x 0.569 5'10" x 1'10" | | | 1.700 x 0.630 5'6" x 2'1" | | | | | | | | | | | | |
| Rear Bunk 2 | | | | | | | | 1.700 x 0.630 5'6" x 2'1" | | | | | | | | | | | | |

* Estimated figures (please check website for further details).

Industry Partners

We work in close partnership with all of our suppliers to ensure that our caravans are fitted with only the best quality and lightest weight components.

A Cut Above

Tel: 01524 35660
Web: www.carpets4.co.uk



Alde International (UK) Ltd

Tel: 01933 67765
Web: www.alde.co.uk



AL-KO Kober Ltd

Tel: 01926 818500
Web: www.al-ko.co.uk



Belfield Furnishings Ltd

Tel: 01159 071833
Web: www.belfieldfurnishings.com



Decorative Panels Lamination Ltd

Tel: 01484 658341
Web: www.decorativepanels.co.uk



Dometic Group

Tel: 0844 626 0133
Web: www.dometic.co.uk



Eltherington Group Ltd

Tel: 01482 320336
Web: www.eltherington.co.uk



Motique Plastics Ltd

Tel: 01925 767868
Web: www.motique.co.uk



Phantom Ltd

Tel: 0161 476 4050
Web: www.phantom.uk.net



Sole Suppliers of Graphics to
Lunar Caravans

Plastoform

Tel: +386 7 38 44 200
Web: www.plastoform.eu



Starco GB

Tel: 01889 571000
Web: www.starco.com



Tecnoform S.p.A.

Tel: +39 051 3761111
Web: www.tecnoform.com



Thetford Ltd

Tel: 0844 997 1960
Web: www.thetford.eu



Truma (UK) Ltd

Tel: 01283 586050
Web: www.trumauk.com



Warranty

Lunar Caravans are supplied with:

- A 6 year body shell integrity warranty
- A 3 year manufacturer's backed warranty (specific exclusions apply).

(Subject to an annual service and inspection and excluding items subject to normal wear and tear).

Each Lunar model has been certified by the NATIONAL CARAVAN COUNCIL for compliance with stringent European Standards, British Standards and the industry set Codes of Practice that specifically relate to health and safety issues.

The approvals process covers the testing and inspection of all critical areas of the product from fire safety, weights and dimensions through to gas, electrics and ventilation. Every caravan carries the 'NCC Approved Caravan' badge that gives you the peace of mind in the knowledge that your caravan is both fully legal and safe.

Disclaimer

The contents of this brochure are as accurate as possible at the time of going to print. Lunar Caravans reserve the right to alter materials and specifications without prior notice.

Special thanks to:

Belfield Furnishings Group

Tel: 0115 907 1834
Website: www.belfieldfurnishings.co.uk
For the supply of all fixed bed dressings featured – to purchase any of these dressings please contact Belfield directly

Design Fix

Tel: 01772 687639
Website: www.designfix.org.uk
For the staging and styling

Farington Lodge Hotel

Tel: 01772 421321
Website: www.classiclodges.co.uk

Glamour Shield are the UK's official provider of Supagard™ paint and fabric protection solutions to the leisure vehicle industry and the only provider recommended by Lunar.

Supagard™ professional paint sealant has been professionally applied to vehicles for over 20 years and is guaranteed to protect your caravan exterior from acid rain, UV rays, atmospheric pollutants, road salt and other causes of exterior fading and degradation.

Supagard™ InteriorGuard prevents spills of coffee, soft drinks, juices and other liquids from permanently staining your fabrics and carpets, protecting your interior against those occasional mishaps.

To protect your investment and keep your caravan looking as good as new, call us today on: **0800 6127825** or visit: www.glamourshield.com



Lunar Caravans Limited
Sherdley Road
Lostock Hall
Preston
PR5 5JF

www.lunarcaravans.com