

2015 Motorhome Collection



Enjoy the journey



A motorhome is more than a vehicle. It's your passport to the endless discoveries of the open road.

For 45 years we've been crafting unforgettable touring experiences for our customers. Now, with a new range of motorhomes for 2015, we're creating the newest chapter of the Lunar heritage.

The pride and passion we pour into each of our models shines through in every detail. By using only the finest materials, modern construction techniques and innovative engineering processes, our motorhome range brings style, comfort and convenience to your holiday.

We've built our range upon award-winning foundations, selecting exceptional vehicles that offer performance and efficiency. From the reversing camera on the Camper Car to the crosswind assist on the Landstar range, our models are designed to excel on the road.

Inside each model, the look and feel is unmistakably Lunar. Excellent cabinetry finishes complement plush textiles while practical storage solutions go hand in hand with home comfort features.

For the holiday you dream of, our 2015 motorhome range puts the open road in easy reach – with models perfect for long journeys, for exploring new corners of your world and for getting a great night's rest.





The Landstar

The Landstar symbolises a landmark in Lunar's history – and this generation of premium van conversions proudly carries our heritage into a new era. The Landstar range combines the automotive performance of the Mercedes Benz Sprinter with the award-winning expertise of Lunar.

On the road, the Landstar offers exceptional automotive performance and a wide range of features designed to make the journey just as comfortable as the rest of your holiday. Innovative features include cruise control,

a multifunctional steering wheel, daytime running lights, crosswind assist and an adaptive ESP safety handling system.

Within, the feel is modern and spacious. The high specification kitchen provides you with all the space and features you need for whipping up a culinary masterpiece. The chrome fittings and cream gloss kitchen cabinets gleam and complement the high-impact Touch worktops in Dark Stone.

The lounge area is designed to provide unparalleled comfort. The soft furnishings in Carabu are a plush Aqua Clean stain-resistant, easy-clean fabric. By day, the seating offers exceptional room

for both relaxing and entertaining. By night, the seating quickly converts to a fantastic double bed or two 6'3" singles.

The washroom provides space to refresh and renew. There is a large fully lined shower with an Eco-camel shower head that delivers a high water pressure with less water usage. The domestic styled vanity unit is complemented by multiple storage options so you have room for many of your home comforts.

The Landstar is available in two 2-berth layouts: the Landstar EW with a spacious end washroom, and the Landstar RL with a large lounge to the rear.



1.

1. RL lounge with 'Aqua Clean' soft furnishings in 'Carabu' with over locker dimmable LED lighting

3. RL 6'3" rear lounge converts to a large double bed

2.

2. RL washroom with fully lined shower and 'Eco-camel' shower head

4. Three burner hob, combi oven/grill and domestic style swivel tap

3.

4.

The Landstar S Edition

For those who want to surround themselves with utmost luxury, we offer the Landstar S Edition models. With a host of extra features and specifications, we're creating a new class of motorhome.



The exterior boasts both stylish design and technological innovation with the inclusion of an electric sliding door, Thule roll

out canopy awning and roof-mounted solar panel. Take to the wheel and experience the precision-engineered power of a 316 CDI Mercedes Benz Sprinter engine. Our S Edition also features Tempmatic air conditioning, Parktronic parking sensors (front & rear), electric heated & adjustable mirrors and an outside temperature gauge as standard.

Thoughtfully crafted to the finest detail, the S Edition interior brings style and extravagance together seamlessly. The Aqua Clean, easy-clean soft furnishings

combine warm leather-trimmed browns with sumptuous creams. Other luxuries include an Avtex HD-TV/DVD system, chrome finish sockets, 4 burner hob with 3 gas and 1 electric plate, separate oven and grill and a cooking hob extractor fan.

The Landstar S Edition is available in two 2-berth layouts: The Landstar EW S Edition with a spacious end washroom, and the Landstar RL S Edition with a large lounge to the rear.



1. EW S Edition lounge with leather trimmed soft furnishings and Avtex HD multimedia TV
2. EW S Edition seating converts to a large double bed or 6'3" singles
3. Arm rests in the S Edition front cab
4. Four burner hob, oven and separate grill
5. EW S Edition washroom with fully lined shower and ample storage

In Detail

Landstar Features

Base Vehicle

- Mercedes Sprinter 313 CDI (129bhp)
- Cruise control / Speed limiter setting
- Bluetooth telephone connectivity
- Electric windows
- Driver and passenger airbag
- Fog lamps
- Daytime running lights
- Adaptive ESP safety handling system
- ABS & traction control
- Crosswind assist
- ASSYST service computer
- Multi-function steering wheel
- Rain gutter above exterior sliding door
- Brilliant silver metallic paint
- 16" Alloy Wheels
- Up to 30 Years MobiloVan UK – breakdown assistance cover plus much more
- 3 years unlimited mileage warranty
- 3 years Roadside Assistance

Security

- Remote Central Locking
- Truma "Drive Safe" Gas Regulator

Electrical and Lighting

- Mains Inlet with Circuit Breaker Protection
- Mains Sockets x4
- Leisure Battery – 92ah
- Digital Control Panel for Heating
- External Socket for Submersible Pump – 12v
- Digital Multi-Function Control Panel
- Awning Light – LED
- Over Locker Dimmable LED Lighting
- Lounge Area LED Reading Lights x4
- Kitchen Area Worktop – LED Lighting

Audio Visual

- Radio/Player/MP3 in Dashboard by Mercedes
- TV Aerial – Status 530 – Multi-Directional Exterior
- TV Points x2
- Rear Speakers x2

Heating

- Truma 4 KW Gas/Electric Water & Space Heater
- Truma "En Route" Heating
- Thermal Insulation – Grade 3

Kitchen

- Combi Oven with Grill – Gas by Dometic
- Hob – 3 Gas Burners
- Microwave – 800W/20 litres
- 95l Dometic fridge with removable freezer compartment
- S/Steel Sink & Fold Down Toughened Glass Lid
- Domestic Style Swivel Tap
- High Impact Work Surfaces – Dark Touch Textured – Dark Stone
- Worktop Extensions – Lift Up x3
- Splash Back
- Locker Doors – Gloss Cream Finish

Convenience

- Passenger Side Access Door – Rain Away Gutter
- Fabric – Aqua Clean Stain Resistant & Easy Clean
- Bed – Lift Up & Pull Out Aluminium Bed Frame
- Drop Down Access to Rear Bed
- Table-Lightweight – Free Standing
- Gas Locker – to fit x2 6kg bottles

Living Comfort

- Front Seats – Swivel and Height Adjustable
- Floor – Wood Effect Vinyl
- Carpets – Removable Luxury Carpet
- Overhead Lockers – Gloss Finished in Montana Oak
- Overhead Lockers – Chrome Finish Handles
- Overhead Lockers – Positive Lock Catches
- Cushions – Bolster x2 and Scatter x2
- Wardrobe with Hanging Rail
- Tinted Rear Windows with Pull Down Blinds
- Side Windows with Fly Screen & Night Time Blind

Water

- Fresh Water Tank – 70 litres
- Waste Water Tank – 35 litres

Washroom


- Toilet – Electronic Flush C-260 by Thetford
- Shower Unit – Fully Lined
- Shower Head by Eco Camel
- Hanging Rail – Inside Shower Cubicle
- Clothes/Towel Hook
- Mirror and Shelf
- Vanity Unit with Combi Tap

Landstar S Edition Features

- 316 CDI (160 PS) Engine
- 17" Alloy Wheels (7x twin spoke design)
- Side Access Sliding Door – Electric
- Anti Theft Protection Package Alarm
- Drivers Pack
 - Tempmatic Air Conditioning
 - Parktronic Parking Sensors (Front & Rear)
 - Electric Heated & Adjustable Mirrors
 - Outside Temperature Gauge
- Designer Decals in Chrome, Silver & Burgundy
- Driver and Passenger Seats with Armrests
- Dash Panel with Carbon Fibre Effect Finish
- Special S Edition Upholstery and Cushion Fabrics
- 4 burner hob – 3 gas & 1 electric
- Separate Oven & Grill
- Cooking Hob Extractor Vent
- Avtex HD TV/Multi-Media System – 18.5"
- USB Charger Socket (Twin Port)
- Sockets – Chrome Bezel Finish
- Solar Panel – 40w – Roof Mounted
- Fresh Water Tank – Auto Heating Element
- External Fridge Vent Winter Covers
- Roll Out Canopy Awning – 4m by Thule
- Tenorite Grey metallic paint

Key Features and Specification

Chassis	Mercedes Sprinter		
Model	Landstar RL	Landstar EW	Landstar S Edition (RL/EW)
Mercedes – 313 CDI (130 PS)	standard	standard	n/a
Engine Upgrade – 316 CDI (160 PS)	option	option	standard
Roof Profile	Panel van	Panel van	Panel van
Transmission	manual	manual	manual
Auto Gearbox – 7 speed (7G Tronic)	option	option	option
Alloy Wheels	235/65 R16 C	235/65 R16 C	235/60 R17 C
Fuel Tank Capacity (litres)	75	75	75
Wheel Base	4325mm / 14'2"	4325mm / 14'2"	4325mm / 14'2"
Overall Length (incl. rear 160mm step)	7121mm / 23'4"	7121mm / 23'4"	7121mm / 23'4"
Overall Width (folded mirrors)	1993mm / 6'6"	1993mm / 6'6"	1993mm / 6'6"
Overall Width (extended mirrors)	2426mm / 8'0"	2426mm / 8'0"	2426mm / 8'0"
Overall Height (TV aerial in low position)	2815mm / 9'3"	2815mm / 9'3"	2815mm / 9'3"
Max. Head Room	1920mm / 6'4"	1920mm / 6'4"	1920mm / 6'4"
MRO	3080kg	3150kg	3230/3250kg
Max. User Payload	420kg	350kg	270/250kg
MTPLM	3500kg	3500kg	3500kg
Max. Towing – Braked/Unbraked	2000/750kg	2000/750kg	2000/750kg
Berths	2	2	2
Front Seats – Swivel and Height Adjustable	2	2	2
Near Side Single	1906 x 680mm / 6'3" x 2'3"	1906 x 630mm / 6'3" x 2'1"	1906 x 680mm / 6'3" x 2'3" 1906 x 630mm / 6'3" x 2'1"
Off Side Single	1906 x 680mm / 6'3" x 2'3"	1906 x 680mm / 6'3" x 2'3"	1906 x 680mm / 6'3" x 2'3" 1906 x 680mm / 6'3" x 2'3"
Bed – Rear Double	1906 x 1780mm / 6'3" x 5'10"	1906 x 1780mm / 6'3" x 5'10"	1906 x 1780mm / 6'3" x 5'10" 1906 x 1780mm / 6'3" x 5'10"
Thermal Insulation Grade	3	3	3



Camper Car

Get up and go whenever and wherever you want. Whether you're heading in to town for a spot of shopping or into the wilds to explore somewhere new, the Camper Car gets you off your driveway and out into the world.

We've combined the versatility of a camper with the ease of use of a family car. Unlike traditional camper vans, the Camper Car won't sit collecting dust on the drive when you're not camping. With an overall length of 4.4 metres and overall width of 2.01

metres (with mirrors), it's compact enough to fit on the drive and manoeuvrable enough to get you around town.

Based on the award-winning Nissan NV200, the Camper Car has class leading 135g CO₂/km emissions, while the 1.5 dCi diesel engine delivers +50mpg for maximum fuel economy. The high driving position, air conditioning and rear view reversing camera make the Camper Car a pleasure to drive, while the large sliding doors on each side bring the great outdoors in – and also makes loading and unloading an easy task.

From little clever touches to innovative features, the Camper Car offers a real luxury camping experience. The kitchen unit boasts a 3-burner hob, sink, grill and fridge, as well as a good-sized fresh water container. The patented sleep system provides up to 4 berths – with the seating area quickly converting into a double bed and an optional roof bed creating two additional berths in the fold-out roof. At mealtimes, the front seats simply rotate to put everyone around the table.

Add our bespoke tailgate awning to the Camper Car and you can unzip, leaving the awning behind at your pitch with all your kit – while you jump in the Camper Car and get busy exploring.



Features

Standard equipment

- 240 V power inlet
- 3-burner cooker
- Compressor fridge
- Fresh water container
- Patented sleep system with 4 berths
- Complete night-time privacy blinds
- 15m mains cable
- Revolving front seats
- Alloy Wheels, Privacy Glass and Cruise Control

Safety

- ABS, EBD and brake assist
- Twin airbags
- Side and front head airbags
- Front fog lamps
- Immobiliser

Comfort

- On-board computer
- Air con
- CD/Radio/MP3 with 4 speakers
- Bluetooth hands-free system
- Blinds/fly screens
- Heated door mirrors
- Electric windows
- Power steering
- Remote central locking
- Rear-view reversing camera
- Height-adjustable steering wheel

Options

Metallic Paint (choice of Cayman Blue, Starburst Silver, Twilight Grey, Metallic Black, Alabaster White), Chrome side rails, Leather wipe clean comfort seat covers, loose fit carpets, memory foam mattress topper, external mains TV/Sat point, Airbeam awning, Webasto space heater and roof bed.



Driving Layout



Daytime Layout



Nighttime Layout

Specification

Chassis	Nissan NV200 Combi
Model	Acenta 90 PS
Transmission	manual
Alloy Wheels	175/70 R14C
Fuel Tank Capacity (litres)	55
Wheel Base	2725mm / 8'11"
Overall Length	4400mm / 14'5"
Overall Width (folded mirrors)	1695mm / 5'7"
Overall Width (extended mirrors)	2011mm / 6'7"
Overall Height (incl 100mm radio aerial)	1960mm / 9'3"
MRO	1685kg
Max. User Payload	345kg
MTPLM	2030kg
Max. Towing – Braked/Unbraked	1100/750kg
European Whole Vehicle Type Approval	standard
Berths	2 (4 is optional)
Front Seats – Swivel	2
Rear Seats – Fixed	2
Bed – Rear Double – Inflatable	1860 x 1375mm / 6'1" x 4'6"
Bed – Bunk in Roof – Weight Limit 75kg*	1990 x 1000mm / 6'6" x 3'3"
Thermal Insulation Grade	3

*optional extra.

Notes and Disclaimer:

The Maximum User Payload includes: The Conventional Load; (this is the allowance for passengers), Essential Habitation Equipment (items and fluids required for safe and proper functioning of habitation equipment), Optional Equipment (items available from the manufacturer over and above the standard specification,) and Personal Effects (those items not covered by the aforementioned items).

The Mass In Running Order is the mass of the unladen vehicle including a 75kg allowance for the driver plus engine coolants and 90% of the fuel tank, water tank and gas capacity for a standard base vehicle. Optional equipment and accessories will generally increase this figure and reduce the payload accordingly.

Please take care to ensure that you have allowed for the masses of all items you intend to carry in the motor caravan, e.g. passengers, optional equipment, essential habitation equipment and personal effects, such as clothing, food, pets, bicycles, sailboards, sports equipment etc.

For warranty details, please refer to our website.

WARNING:

Under NO circumstances should the MTPLM (Maximum Technically Permissible Laden Mass) of this motor caravan be exceeded.

- (1) 2143 cc = 4 (inline) cylinder engine arrangement
- 2987 cc = 6 (V) cylinder engine arrangement

Whilst the contents of this brochure are correct at the time of going to print, Lunar Caravans Ltd, reserve the right to alter material, specification and prices without notification. It should be noted that distributors and dealers are not the agents of Lunar Caravans Ltd and are therefore NOT authorised to bind the Company by any specific or implied undertaking or representation.

The information and images contained in this brochure are strictly copyright © 2015 Lunar Caravans Ltd and may not be reproduced in any way without expressed permission.



Lunar Caravans Limited
Sherdley Road
Lostock Hall
Preston
PR5 5JF

www.lunarmotorhomes.com