



2015 Collection

FRENCH CHARM





★★★★★

RAPIDO: FRENCH CHARM ELEVATED TO *ART DE VIVRE*

★★★★★



RAPIDO: MORE THAN EVER THE BRAND

At a time when distinguishing marks are being erased in a blossoming motorhome market, RAPIDO represents, more than ever, the virtues of a reliable, well-known brand engaged in a continuous quality improvement process and

is famed for its innovation capacity. Our customers are loyal, and more than half are on to their second or third RAPIDO. Our brand also stands out in the second-hand market with a resale value higher than that of many other models.

With a warm ambiance and attention to detail, our values have not changed. This year, they even transcend elegant interior guidelines. From the noble aspect of solid wood to the nautical feel of the lockers in the living room, RAPIDO is still the leader.

France. Just hearing that magical word makes pleasure-seekers' eyes shine, food-lovers' taste buds tingle and art enthusiasts' senses stir. The home of Voltaire has long been the number one tourist destination in the world, undoubtedly due to its *je ne sais quoi* which visitors can only find there: the art of living... *à la française*.

This art of living - envied by many - is a fragile blend where a taste for beauty joins the worship of excellence, the quest for quality combines with the search for elegance, and wellbeing is found through the pursuit of *savoir vivre*.

But would this French *art de vivre* exist without designs created by haute couture, a gastronomic heritage handed down from top chefs to their successors, or a supreme expertise in the world of luxury goods? RAPIDO has drawn its inspiration from these values in creating its motorhomes and is firmly focused on high-end products.

Of all the manufacturers, RAPIDO has been the most successful at translating this high-end spirit into a product thanks to its philosophy of life and *French charm*. How can you not feel

content when contemplating the external design and modern, streamlined form of its bodywork or, once you step inside, admiring the elegance of the solid wood mouldings whose gloss illuminates and warms the interior?

How can you not think of the seamstresses working in haute couture houses when you touch the upholstery and run your fingers over the luxury fabrics?

And how, when you discover the latest technological innovations, can you not see in this the expression of French engineering expertise? And finally, as you look out at the landscapes through the large glazed windows, does this not remind you of great artworks?

It is not the destination that counts, but the journey. Whichever model you choose in the 2015 RAPIDO Collection, all share the same luxury ambiance, a precious, pleasing comfort, a feeling of wellbeing where you can fully savour the moment, where time passes at your own rhythm.

RAPIDO: French *art de vivre* that will take you places. Further than you have ever imagined.






AN UNPARALLELED WARM AMBIANCE


At RAPIDO our reputation is founded on the enormous importance we attach to providing a comfortable and cosy environment, an ambience that has been modelled and remodelled over time and has benefited from the close attention RAPIDO pays to customer feedback. Our ever-busy R&D teams strive to create truly luxurious yet cosy interiors that are ergonomically tested and based on notions of well-being, with materials soft to the touch...

This year, rediscover the furniture collections that have made RAPIDO famous. From Series 6, our prestigious Elegance furniture is offered in solid wood. Or you might choose Montalcino furniture with its modern, light range of colours. The living rooms and bedrooms enjoy energy-efficient LED lighting technology which creates a superb effect.





2



3



4



5

SOUND INVESTMENTS AND NOVELTIES!

All of RAPIDO's furniture and fabric collections have been extremely popular and return to feature in the 2015 collection, along with new additions!

The 2015 Collection confirms the return to RAPIDO's core values, with its high quality furniture. We offer a choice of classic and modern styles to satisfy all your desires.

Inside the living areas, real wood is used alongside leather, chrome and brushed aluminium in both the Low-Profile and the A-Class ranges. RAPIDO uses solid maple wood for several of its furniture ranges, giving the elegant and stylish touches that make the brand. On ledges, steps and door frames, tables or kitchen work surfaces (depending on the model), RAPIDO thus stamps its mark, signing off with a wooden flourish as it has done for 50 years. The shades of the wooden furniture are carefully selected so as to blend harmoniously with the interior styling and the other materials used. Once again, RAPIDO sets the tone ❶. RAPIDO interiors - elegant cocoons bathed in light - also owe their distinctive ambiance to the subtly distributed 100% LED lighting : a ceiling light casting a gentle glow in the bedrooms, sunken LED's in the dinette's wall, ambient lighting on dimmers in the living room, an opening roof, living room entrance door with window, etc. (depending on the model and series).

ALWAYS MORE REFINEMENT: A NEW EXCLUSIVE AMBIANCE DESIGN EDITION

The 2015 Collection consists of three «super-equipped» Design Edition series, symbolising the refined luxury of RAPIDO: 70dF/FF, 90dF and 10. These models offer the opportunity to enjoy an exceptional and rare motorhome of the kind not often seen on the highways and byways... The interior décor reflects the range's exclusivity and is enhanced by a multitude of elegant details ❷. Here, the LEDs make the bedroom ceiling shimmer ❸ ; there, genuine wood veneer combines with multi-coat varnished solid wood worthy of the most luxurious yachts (Series 10), which adorns the kitchen and living room. Along with the ambient lighting, which even features under the kitchen bench, mouldings and mirrors, a RAPIDO motorhome has class and will make its owners stand out from the crowd. Offering a sumptuous environment created using luxury materials and sensitive lighting, the RAPIDO Design Edition models elevate the act of travelling to an art form.

CUSTOMISE YOUR LIVING ROOM

RAPIDO has dreamed up several ambiances for your interior, all of them full of warmth and softness. On the Series 6/6FF, 70dF/FF low-profile models as well as the Series 8F and 9dF A-Class models, all you have to do is design the style you like by combining one of the 10 fabrics and leathers of your choice with one of the 2 furniture styles: ELEGANCE ❹ and MONTALCINO ❺. For an elegant or resolutely modern luxury interior.

To select your fabric:
> see Page 98.




TECHNICAL INNOVATION IN RAPIDO'S GENES

From the innovative materials to the principles of an intelligent design, RAPIDO is setting the technical standards today for the motorhomes of tomorrow.



An exclusive manufacturing method.



ON THE OUTSIDE: RAPIDO BODYWORK MAKES ALL THE DIFFERENCE

Our R&D department strives continuously to find innovative solutions (materials, technologies...) to deliver the very best to RAPIDO customers.

The bodywork is designed to be simultaneously robust and classically elegant, through the use of materials such as polyester, and has been developed to combine style with ease of use. The entire range is equipped with skirts and (depending on the model) rear pillars in champagne grey. ❶ The low profile models in Series 70 (dF and FF) look striking with their white bodywork and grey decoration. The cab, skirts and rear pillars are in silver metal grey.

GEL COAT: REINFORCED PROTECTION

❷ RAPIDO uses a high-tech gel coating to protect your motorhome's bodywork from the weather and in particular from UV rays. The quality of this resin (gel-coat) is essential. It gives your motorhome its long life, its water tightness and its brilliant look.

100% POLYESTER & GREATER IMPACT RESISTANCE

RAPIDO uses polyester on its vehicles' surfaces and roofs. This means the entire

range boasts a much higher resistance to external impacts (scratches, bumps, etc.) compared to sheet metal.

> *Did you know?*

Polyester bases across the entire range? RAPIDO has them! Providing great protection against the cold, weather and salt, RAPIDO motorhomes are made to last. Another example: the internal faces of the garage doors are in polyester, to absorb any impacts when handling tables, chairs, bicycles, etc.

This is why RAPIDO chooses polyester for every one of its models.

> *Did you know?*

How can you spot polyester bodywork? Put your hand on the vehicle. Unlike metal bodies, RAPIDO panels are not cold. Can you feel your hand's warmth? That proves it is a polyester panel!

PERFECTLY WATERTIGHT

❸ Part of the range is fitted with a roof covering all edges. Every vehicle, as it leaves the production line, passes through a water jet tunnel to test the water-tightness.

WELL-PROTECTED BODYWORK: STYROFOAM AND POLYURETHANE

> *Did you know?*

Based on its long experience as a motorhome manufacturer, RAPIDO pays careful attention to insulation and uses a proven material, Styrofoam, which is lightweight and possesses great acoustic and thermal insulation properties (unlike the polystyrene used by other manufacturers).

> *Did you know?*

Styrofoam A protects bodywork from the cold, and polyurethane B protects it from impacts and damp. RAPIDO has used polyurethane on all the vehicles in the 2015 Collection for the wooden skeleton around the bodywork and in areas most exposed to the weather. Depending on the series, polyurethane can also be found on the cleats around the vehicle (roof, sides) floor, and depending on the model, the frames around the living area entrance door and the cab windows.

Rot-proof, light and extremely solid, polyurethane gives RAPIDO bodywork a longer life than those produced by some other manufacturers.



RELIABILITY: TO TRAVEL IN A RAPIDO, IS TO TRAVEL WITH PEACE OF MIND



1961

Launch of the first RAPIDO caravan



1983

Start of production of the Randonneur 410, RAPIDO's first motor home



1992

First RAPIDO A-class model



2010

Launch of the first RAPIDO VANS and heavy motor homes with the 10 Series



2014

Launch of the new Series DISTINCTION

THE-TOP-OF-THE-RANGE BRAND IN EUROPE

A HEART IN THE WEST

① RAPIDO's customers have often already experienced motorhomes before coming to us. Their exacting standards compel RAPIDO to improve year after year. All of our motorhomes are assembled in our factory in Mayenne (53) and the furniture is entirely manufactured in our joinery workshop. For RAPIDO, Made in France is a mark of quality. It means applying European standards and carrying out numerous tests and checks. The construction of our second factory in 2008 contributed to the implementation of our new work flow with even more exacting quality standards. Every vehicle, therefore, is subject to continuous quality checks, a final quality check and watertightness check as it leaves the production line.

CONTINUOUS QUALITY IMPROVEMENT AND INNOVATION

② Everything is in place to combine reliability with performance. Constant research into improving our products is based on a progressive innovation-oriented process, requiring heavy investment in R&D with tests conducted in real situations. For example, we test our vehicles' reliability on road circuits with

tracks designed especially for measuring structural aging enabling our engineering design department to provide the best solutions for ensuring optimum comfort on the road. Other tests are conducted in cold rooms with thermal sensors, enabling us to measure heat losses. The technical solutions provided have met real success with our Nordic customers and also with customers travelling to the mountains in the winter months. This is why RAPIDO's serious technology is so well known and so often copied.

A QUALITY OF MANUFACTURE WORTHY OF OUR INITIAL TRADE AS CABINET MAKERS

For 50 years, the company has remained a family company, keeping this spirit of craftsmanship with genuine attention to detail. The desire to keep furniture made with elements in solid wood is still a reality, and even the design of each unit is specially conceived to last over time.

③ RAPIDO's reputation has been built on the quality of its vehicles and its woodwork symbolises perfectly the values of the brand: an alliance of modern and tradition. In fact, even from the very earliest models, the joiners have always used high quality wood. The same care and attention is taken to the furniture in each series, and the

varnish is applied by hand. It is because of these scrupulous finishes that RAPIDO is well-known throughout the whole of Europe for the quality of its products.



3

Historically, the company's founder, Mr Constant Rousseau, was a craftsman cabinetmaker, familiar with noble materials and working with every type of wood.

OVER 50 YEARS OF EXPERIENCE AND INNOVATION IN THE SERVICE OF ADVENTURE

From its beginnings with a folding caravan for use by the general public, RAPIDO has raised itself to a leading position, becoming the recognised manufacturer of top-of-the-range vehicles throughout Europe. RAPIDO was born from the creative mind of Constant Rousseau: in 1961, for his own holidays, he invented and manufactured a canvas folding caravan, resting on a chassis, which could serve as a trailer the rest of the year.

Over the space of 30 years, 34,900 units of this innovative model would be produced, with half of them going to export. By perfecting itself from year to year, the folding caravan continued to fascinate and

received several awards for its ingenuity, among them 1st Prize in the Lépine competition.

Pierre Rousseau joined the company in 1976 to work with his father. Very quickly, he thought of designing motorhomes. The first model left the factory in 1983: this was the Randonneur 410.

After his father passed away, Pierre Rousseau took over management of the company in 1985. 1987 represented a real turning point for RAPIDO: the company launched a general range of motor homes, thereby entering for the first time into the core of the market. RAPIDO then produced low-profile and luton models and, a little later, a range of A-class models. Nowadays, the catalogue is published in 9 different languages and almost half the production is exported. Times have changed, but the same philosophy still applies: the desire to do good work.

A EUROPEAN GROUP, A FRENCH BRAND

RAPIDO has evolved from a high-end French brand into a European group and the market leader for top-of-the-range motorhomes. This success is based above all else on RAPIDO's exacting quality standards and the purchase of specialised brands in different recreational-vehicle market segments.

From 1993 to 2013, the RAPIDO Group has gradually expanded with the brands ESTEREL (1993), RAPIDHOME (1998), FLEURETTE (2005), ITINEO (Brand creation in 2006), CAMPEREVE (2009) and WESTFALIA (2010). The jewel of the German leisure vehicle industry, WESTFALIA, strengthens even more the RAPIDO Group's European dimension.

To choose your RAPIDO,



Low-profile

Serie 6/6 B/6FF

6B, 6FF = Ceiling bed

Serie 70dF/FF Design Edition

Fiat AL-KO chassis - FF = Ceiling bed

Serie 8F

Transverse bed
Over the garage



803F 5,99 m



883F 6,99 m

Ceiling bed
(living room or cab)



600FF 5,99 m

Longitudinal bed



676FF 6,99 m

Height-adjustable central bed with height-adjustable storage area
(except 640 & 840F)



640/640 B 6,49 m



2015 680 6,99 m



2015 681/681 B 7,39 m



691 7,39 m



691FF 7,39 m



2015 7090dF 7,39 m



2015 7090FF 7,79 m



840F 6,59 m



2015 880F 6,99 m



881F 7,39 m



2015 890F 7,39 m

Twin beds



666 7,39 m



2015 7066dF (ALDE)* 7,39 m



2015 7065FF (ALDE) 7,79 m



2015 866F 7,39 m

Modular beds

first select your layout



A-class

Serie 9dF

Serie 90dF/dFH Design Edition

Serie 10 Design Edition

Serie Distinction

Fiat AL-KO chassis

Fiat AL-KO chassis

Fiat AL-KO chassis



9083dF 6,99 m



9048dF 6,49 m



2015 9094dF 7,39 m



2015 980dF 6,99 m



9090dF (ALDE)* 7,39 m



10000dFH 8,49 m



2015 i81 7,39 m



990dF 7,39 m



9000dFH 7,99 m



10001dFH 8,49 m



2015 i90 7,39 m



9066dF (ALDE)* 7,39 m



9005dFH 7,99 m



2015 9060dF Mobily 7,39 m



SERIE 6/6B/6FF

640/640B | 666 | 680 | 681/681B | 691

600FF | 676FF | 691FF

CUSTOMISABLE LOW-PROFILE MODELS

DID YOU SAY «BESPOKE»?

Series 6/6B/6FF embodies RAPIDO's expertise and love of beautiful finishes - down to the smallest detail. The exterior design has evolved and become more streamlined and suited to the carrier. Inside, the cab has been redesigned with a unified look including indirect LED ambient lighting for more warmth. In this series you will find the best aspects of RAPIDO layouts. Customisation worthy of bespoke manufacturing (from the interior décor to the ceiling bed, and even the high or low twin beds). And two furniture styles to choose from, designed with a French high-end look in mind:

ELEGANCE, sophistication which inspires quality, with solid maple wood mouldings;

MONTALCINO, modern trends and glossy, brilliant finish.

This series is generously equipped with standard fittings and features a beautiful passenger compartment flooded with sunlight.

The RAPIDO 640 has won numerous international awards including Motorhome of the Year in Great Britain. It stands out with its compactness (6.49m), while still affirming its presence with large living areas, wide openings and elegant fittings.

« FF » : For Family or For Four.



LOW-PROFILE MODELS WITH SPECIAL CHASSIS, EXTRA-WIDE REAR TRACK

Drop-down ceiling bed as standard (double): 600FF, 676FF, 691FF

Optional ceiling bed (single): 640B, 681B

High or low twin beds: 666

GVW 3.5 T. All the models are also available with GVW 3.650 T (or with optional Heavy chassis at extra cost (except for 640, 600FF) : 4.25 T if 148 hp ; 4.4 T if 178 hp).







640



640

TV not supplied / Cooker hood (option or RAPIDO Pack) / Bed cover, fabric, mosquito screen as an option.



640/640B

A registered RAPIDO design, the 640 is the most compact in the category with a central bed. Unrivalled comfort in only 6.49m: separate shower, large fridge, wide-angle window, 4 front-facing seats, 3 berths (or 4 in the 640B) and well-designed day and night spaces with partitions.







691FF



691FF



680



Cooker hood (option or RAPIDO Pack) / Bed cover, fabric, flyscreen as an option.



SERIE 6/6B/6FF

LOW-PROFILE MODELS WITH SPECIAL CHASSIS
AND EXTRA-WIDE REAR TRACK



CUSTOMISE YOUR RAPIDO!

Choices available on the Series 6 / 6B / 6FF:

- 2 furniture options: ELEGANCE or MONTALCINO
- High or low beds (with correspondingly different storage area heights) for the 666
- 10 layouts
- A large choice of fabrics (As an option)
- With or without drop-down ceiling bed (depending on model/As an option)
- A long list of additional equipment to choose from (As an option)
- GVW 3.5 T. Also available with:
GVW 3.650 T (or with optional Heavy chassis at extra cost
(except for 640, 600FF): 4.25 T if 148 hp ; 4.4 T if 178 hp)



5.99 m
600FF

6.49 m
640/640B

6.99 m
680
676FF

7.39 m
666
681/681B
691
691FF

640

*
x 4 | x 4 | 2+1



640B

*
x 4 | x 4 | B=3+1




** 6.49 m x 2.35 m

666

*
x 4 | x 5 | 2+2

OR
 120 cm
High beds | 66 cm
Low beds



** 7.39 m x 2.35 m

* Seats with seat belts; licensed seats, please refer to the technical manual. | ** Door with window as an option (Standard on 640).



SERIE 6/6B/6FF

680

New

20
15

*		
x 4	x 5	2+1



6.99 m x 2.35 m

681

*		
x 4	x 5	2+2



681B

*		
x 4	x 5	B=3+2



New

20
15

7.39 m x 2.35 m

691

*		
x 4	x 5	2+2



7.39 m x 2.35 m

LOW-PROFILE MODELS WITH SPECIAL CHASSIS AND EXTRA-WIDE REAR TRACK

600FF


 *		
x 4	x 6	2+2



5.99 m x 2.35 m

676FF

 *		
x 4	x 6	x 4



6.99 m x 2.35 m

691FF

 *		
x 4	x 5	x 4



7.39 m x 2.35 m

* Seats with seat belts; licensed seats, please refer to the technical manual.

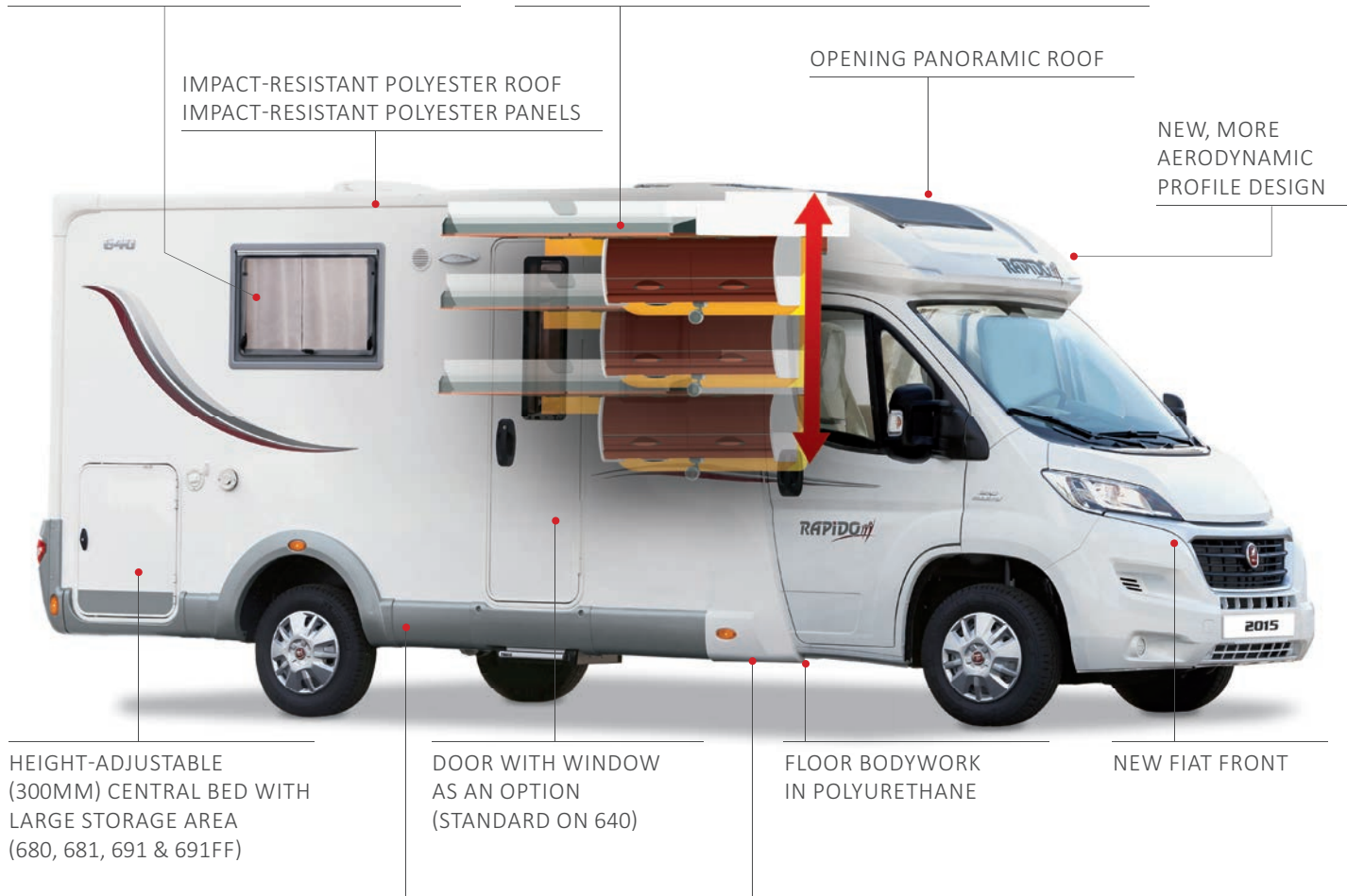


SERIE 6/6B/6FF



NEW DOUBLE GLAZED WINDOW
WITH POLYURETHANE FRAME,
INTEGRATED BLINDS AND FLYSCREEN

LAYOUTS WITH DROP-DOWN CEILING BED:
> DOUBLE BED STANDARD ON THE 600FF, 676FF AND 691FF
> SINGLE BED AS OPTION ON THE 640B AND 681B



IMPACT-RESISTANT POLYESTER ROOF
IMPACT-RESISTANT POLYESTER PANELS

OPENING PANORAMIC ROOF

NEW, MORE
AERODYNAMIC
PROFILE DESIGN

HEIGHT-ADJUSTABLE
(300MM) CENTRAL BED WITH
LARGE STORAGE AREA
(680, 681, 691 & 691FF)

DOOR WITH WINDOW
AS AN OPTION
(STANDARD ON 640)

FLOOR BODYWORK
IN POLYURETHANE

NEW FIAT FRONT

«CHAMPAGNE GREY» COLOUR SKIRT, REAR BUMPER
AND «IVORY WHITE» PANELS

POLYESTER PROTECTIVE BASE

TWO CHOICES OF FURNITURE, WITH LED BACKLIT LOCKERS (STORAGE COMPARTMENTS)



ELEGANCE,
luxury furniture with solid maple
mouldings.



MONTALCINO,
modern furniture with a gloss
and bright finish.

ADVANTAGES

- › « Car-style » rear
- › « Champagne Grey » skirt colour
- › Front living area easily transformable into sleeping space
- › Twin beds, high (with 120cm-high garage) or low (with 68cm-high storage) for the 666
- › Permanent and drop-down bed with BULTEX® mattress
- › 5 models with drop-down bed: 640B, 681B, 600FF, 676FF and 691FF
- › 19-inch flat screen TV unit (TV not supplied)
- › Bench edged with solid maple (ELEGANCE) or flat edges (MONTALCINO)
- › Large 150 L AES fridge (680 : 134 L)
- › New stove with 3 in-line hobs and larger kitchen worktop (excluding 640)
- › Kitchen with self-closing and central locking drawers. In white lacquer
- › 4 seats with seat belts
- › Driver's Airbag
- › ABS braking
- › Cab air-conditioning
- › Extra-wide rear track
- › GVW 3.5 T. Heavy version: GVW 3.650 T (or with optional Heavy chassis at extra cost (except for 640, 600FF): 4.25 T if 148 hp ; 4.4 T if 178 hp)

For the complete list of equipment, please refer to the technical manual.




HEIGHT-ADJUSTABLE BED

New:

All central beds in the RAPIDO 2015 range (except 640/840F) are height-adjustable (Δ 30cm).

This means:

- More accessible beds in low position = increased comfort
- Large garage available = more storage



NEW CAB INTERIOR DESIGN WITH AMBIENT LIGHTING



DID YOU KNOW?

Chromed brass kitchen tap with ceramic cartridge. Work-top edged in solid maple (ELEGANCE furniture).



The furniture in the 6 Series is assembled in a modern sturdy manner using, among other things, tongue and groove, gluing or screwing techniques that provide an ideal construction for the walls.



SERIE 70

DESIGN EDITION

70dF
7066dF | 7090dF

70FF
7065FF | 7090FF

NEW IN 2015: SERIES 70 BECOMES DESIGN EDITION

SAVOIR FAIRE COMBINED WITH SAVOIR VIVRE - THE FRENCH WAY

Here, there is an art to living. And every detail, every finish, every fitting adds its own touch, helping to make life on board even better. Reflect your personal style with a choice of two furniture collections:

ELEGANCE: immerse yourself in sophistication with solid maple wood mouldings and glossy finish doors;

MONTALCINO: enjoy modern charm with pure lines and glossy, brilliant finishes.

In the 70FF models, you and your guests will enjoy generously proportioned spaces as well as more private areas; a second permanent bed with 2 full berths (almost hidden during the day) descends from above the living room.

The technical floor in the 70dF models adds to the feeling of general wellbeing created by the passenger compartment interior.

In addition to the comfort provided by the top-notch acoustic and thermal insulation (ideal for harsher climates), the technical floor provides a large storage area, freeing up the living area space.

New in 2015: 70dF models feature an AL-KO chassis which provides unparalleled driving comfort thanks to its wheels with independent suspension.

Dressed in elegant silver grey bodywork, the 70dF and 70FF* models appear in all their glory.

*« FF » : For Family or For Four.



LOW-PROFILE AL-KO CHASSIS WITH EXTRA-WIDE REAR TRACK
TECHNICAL DOUBLE FLOOR (ACOUSTIC AND THERMAL INSULATION) (dF)
OR CEILING BED (FF)

GVW 3.5 T or Heavy version: 3.7 T (or Heavy chassis 4.4 T with optional chassis reinforcement at extra cost).







7065FF



7065FF



7065FF




7090dF



7090FF



7090dF





SERIE 70

DESIGN EDITION




DESIGN EDITION FINISHES
AS STANDARD!

RAPIDO SOPHISTICATION

The interior of the 70 Design Edition centres on light and elegance with ambient lighting, mouldings and luxury materials. The 4 models come equipped:

- ELEGANCE Glossy or MONTALCINO Glossy furniture
- Ambient lighting (indirect lighting over the bed, an illuminated strip on the entrance to the living area, vertical lighting around the kitchen window and the living area entrance door)
- Luxury bedroom décor (central beds: elegant headboard)
- Equipment: flyscreen, walnut burr trim on the dashboard
- Interior and external Design Edition decoration
- New black lacquer Piano front
- Exclusive design of the drop-down bed Design Edition





SERIE 70

DESIGN EDITION

LOW-PROFILE AL-KO CHASSIS WITH EXTRA-WIDE REAR TRACK
TECHNICAL DOUBLE FLOOR (ACOUSTIC AND THERMAL INSULATION) (dF) OR CEILING BED (FF)



7.39 m

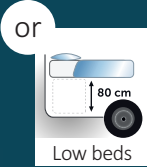
7066dF
7090dF

7066dF DESIGN EDITION

 *
x 4 |  x 5 |  2+2



High beds



Low beds

+ ALDE OPTION




New **2015**

7.39 m x 2.35 m

7090dF DESIGN EDITION

 *
x 4 |  x 5 |  2+2



New **2015**

7.39 m x 2.35 m

* Seats with seat belts; licensed seats, please refer to the technical manual.



CUSTOMISE YOUR RAPIDO!

- 2 furniture options: NEW ELEGANCE GLOSSY or MONTALCINO GLOSSY FURNITURE
- 4 layouts
- A large choice of fabrics
- Three-ring gas cooker or two (as an option)
- GVW 3.5 T Also available in version: 3.7 T (or Heavy chassis 4.4 T with optional chassis reinforcement at extra cost)
- High or low beds (with correspondingly different storage area heights) for the 7066dF
- A long list of additional equipment to choose from (As an option)

7.79 m

7065FF
7090FF

7065FF DESIGN EDITION

* | | | + ALDE SERIE
 x 5 | x 6 | 4



7.79 m x 2.35 m

7090FF DESIGN EDITION

* | | |
 x 5 | x 6 | x 4



New 20
15

7.79 m x 2.35 m



SERIE 70

DESIGN EDITION

SERIE 70dF

NEW DOUBLE GLAZED LIVING AREA WINDOWS WITH POLYURETHANE FRAME (LIE-FLAT DESIGN), INTEGRATED BLINDS AND FLYSCREEN

NEW HEIGHT-ADJUSTABLE BED 7090dF

IMPACT-RESISTANT POLYESTER ROOF ROOF COVERING ALL EDGES

POLYESTER PANELS DOOR WITH FIXED WINDOW

OPENING PANORAMIC ROOF

NEW, MORE AERODYNAMIC PROFILE DESIGN AND CAB INTERIOR DESIGN WITH AMBIENT LIGHTING



NEW REAR PILLARS DESIGN

TECHNICAL DOUBLE FLOOR

FLOOR BODYWORK IN POLYURETHANE

NEW FIAT CAB

SKIRTS AND CAB IN METALLIC SILVER GREY COLOUR

POLYESTER PROTECTIVE BASE

SERIE 70FF

NEW DOUBLE GLAZED LIVING AREA WINDOWS WITH POLYURETHANE FRAME (LIE-FLAT DESIGN), INTEGRATED BLINDS AND FLYSCREEN

NEW HEIGHT-ADJUSTABLE BED 7090FF

IMPACT-RESISTANT POLYESTER ROOF ROOF COVERING ALL EDGES

DROP-DOWN CEILING BED (DOUBLE)

OPENING PANORAMIC ROOF

NEW, MORE AERODYNAMIC PROFILE DESIGN AND CAB INTERIOR DESIGN WITH AMBIENT LIGHTING



NEW REAR PILLARS DESIGN

DOOR WITH FIXED WINDOW POLYESTER PANELS

FLOOR BODYWORK IN POLYURETHANE

NEW FIAT CAB

SKIRTS AND CAB IN METALLIC SILVER GREY

POLYESTER PROTECTIVE BASE

LOW-PROFILE AL-KO CHASSIS WITH EXTRA-WIDE REAR TRACK
 TECHNICAL DOUBLE FLOOR (ACOUSTIC AND THERMAL INSULATION) (dF) OR CEILING BED (FF)



ADVANTAGES




70dF: TECHNICAL DOUBLE FLOOR

- Increased thermal insulation
- Increased insulation against road noise
- Storage space freed up in the living area (all the technical components are contained in the double floor)
- Covered centre of gravity for optimum stability
- Flat living area, without steps inside

- › Roof covering all edges: made from polyester, this roof fully protects the interior, guaranteeing a perfect seal and insulation
- › ALDE heating as standard for 7065FF, or as an option for 7066dF (low beds version)
- › Living room upholstery: contemporary design, optimum comfort, living room backrests rounded towards the cab for an even cosier atmosphere
- › Height-adjustable central bed (300mm: 7090dF & 7090FF) with large storage area
- › 4 berths with slat beds and BULTEX® mattresses (Serie 70FF with second permanent built-in ceiling bed)
- › Twin beds: 7066dF with high beds & 120cm storage area or low beds & 80cm storage area; 7065FF with low beds
- › 4 permanent beds in Series 70FF
- › Mechanical bed head adjustment
- › 4 seats with seatbelts in Series 70dF; 5 seats with seatbelts in Series 70FF
- › Nautical-style blinds in the living room
- › 19"-inch flat screen TV unit (TV not supplied)
- › Spice rack and kitchen roll holder
- › Removable serving hatch shelf between the kitchen and the living room (depending on model)
- › Kitchen: bench edged with solid maple (ELEGANCE) or flat edges (MONTALCINO)
- › Large AES fridge (160 L)
- › Kitchen with self-closing and central locking drawers. In white lacquer
- › Cooker hood
- › Electrically-controlled regulator valve inverter Duo Control in the living area control panel
- › Driver's Airbag
- › ABS braking
- › Cab air conditioning
- › Extra-wide rear track
- › Stabilising jacks
- › AL-KO chassis
- › Also available in Heavy version: For Series 70dF and 70FF: 3.7 T (or 4.4 T with optional chassis reinforcement at extra cost)

For the complete list of equipment, please refer to the technical manual.



70FF: THE ADVANTAGES OF THE « FF » RANGE'S BEDS

The bed mechanism in the 70FF range, coming directly from the one in the A-class models, is efficient and reliable. Once the bed has been lowered, the height under the ceiling is 83cm, enabling you to sit upright. The BULTEX® mattress, which is equal in quality to the one on the permanent bed, provides excellent comfort while you sleep.

FURNITURE, WITH LED BACKLIT LOCKERS (STORAGE COMPARTMENTS), TO CHOOSE FROM:



ELEGANCE,

enjoy sophistication with solid maple wood mouldings and glossy finish doors.



MONTALCINO,

modern furniture with a gloss and bright finish.



SERIE 8F

803F | 840F | 866F | 880F | 881F

883F | 890F

FRENCH CHARM IN A MOTORHOME

With Series 8F, the art of living has never been so alluring. In this series, you can enjoy one of the customisable RAPIDO A-Class models. Get ready to fall under the spell of a motorhome where the chic interior combines with a stylish look enhanced by the superior line.

Do you want a luxury interior? The Elegance furniture with its solid maple mouldings will win over the most exacting tastes.

Do you prefer an ultra-modern style? You will fall in love with the glossy, brilliant finish of the Montalcino collection.

And you will also be won over by a new element which is both practical and elegant: modern coach-style mirrors.

Whether you choose a compact model (under 6m like the 803F) or opt for ultra-comfort (like the 881F with its height-adjustable bed), your RAPIDO will exude the typically French charm of great motorhome living.



FIAT A-CLASS MODELS STANDARD CHASSIS
WITH EXTRA-WIDE REAR TRACK

GVW 3.5 T.

Also available in Heavy vehicle version: Fiat chassis: 3.650 T
(or with optional chassis reinforcement at extra cost (except for 803F and 840F):
4.25 T if 148 hp; 4.4 T if 178 hp).








880F



880F

TV not supplied / Cooker hood (option or RAPIDO Pack) / Bed cover, fabric, flyscreen as an option.



880F



890F



TV not supplied / Cooker hood (option or RAPIDO Pack) / Bed cover, fabric, flyscreen as an option.



890F



890F



890F



803F



803F



SERIE 8F

FIAT A-CLASS MODELS STANDARD CHASSIS
WITH EXTRA-WIDE REAR TRACK



CUSTOMISE YOUR RAPIDO!

- 2 furniture options: ELEGANCE or MONTALCINO
- A large choice of fabrics (As an option)
- GVW 3.5 T. Also available in Heavy vehicle version 3.650 T (or with optional chassis reinforcement at extra cost (except for 803F and 840F): 4.25 T if 148 hp; 4.4 T if 178 hp)
- A long list of additional equipment to choose from (As an option)

5.99 m

803F

6.59 m

840F

6.99 m

880F
883F

7.39 m

866F
881F
890F

803F



5.99 m x 2.35 m

840F



**

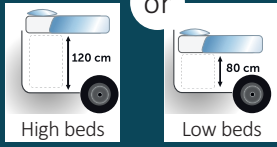


6.59 m x 2.35 m



SERIE 8F

866F



New

20
15

7.39 m x 2.35 m

880F


New

20
15



6.99 m x 2.35 m

881F



7.39 m x 2.35 m

* Seats with seat belts; licensed seats, please refer to the technical manual. | ** Door with window as an option (standard on 840F).

FIAT A-CLASS MODELS STANDARD CHASSIS
WITH EXTRA-WIDE REAR TRACK

883F

*
x 4


x 4


x 4



**



6.99 m x 2.35 m

890F

New

20
15

*
x 4


x 5


x 4



7.39 m x 2.35 m



SERIE 8F



NEW DOUBLE-GLAZED WINDOW
WITH POLYURETHANE FRAME,
INTEGRATED BLINDS AND FLYSCREEN

MAXI WRAPAROUND PANORAMIC WIDE-ANGLE WINDSCREEN

IMPACT-RESISTANT POLYESTER ROOF
IMPACT-RESISTANT POLYESTER PANELS

MODERN COACH-STYLE
WING MIRRORS

NEW EXTERIOR
DESIGN



HEIGHT-ADJUSTABLE CENTRAL
BED WITH LARGE STORAGE AREA
(880F, 881F & 890F)

DOOR WITH WINDOW
AS AN OPTION
(STANDARD ON 840F)

FLOOR BODYWORK
IN POLYURETHANE

«CHAMPAGNE GREY» COLOUR SKIRT
AND FRONT AND REAR BUMPERS

FLOOR BASE WITH PROTECTIVE POLYESTER
SECOND LEVEL OF STORAGE INSIDE (A RAPIDO INNOVATION)

FURNITURE, WITH LED BACKLIT LOCKERS (STORAGE COMPARTMENTS),
TO CHOOSE FROM:



ELEGANCE,
luxury furniture with solid maple
mouldings.




MONTALCINO,
modern furniture with a gloss
and bright finish.

FIAT A-CLASS MODELS STANDARD CHASSIS WITH EXTRA-WIDE REAR TRACK


ADVANTAGES

- › «Car-style» rear
- › Large 150 L (SES) fridge (except for 803F = 106 L, 880F = 134 L)
- › Kitchen: bench edged with solid maple (ELEGANCE) or flat edges (MONTALCINO)
- › Living room ambient lighting
- › New stove with 3 in-line hobs and larger kitchen worktop (except for 803F, 840F)
- › Kitchen with self-closing and central locking drawers. In white lacquer (except for 803F)
- › Chromed brass kitchen tap with ceramic cartridge
- › Clothes drier
- › Garage lighting
- › Mechanical height adjustment (Δ 20cm) for the bed over the garage (803F)
- › Mechanical height adjustment (Δ 30cm) for the bed over the storage area (880F, 881F & 890F)
- › TRUMA Combi 6 combined water - air heating (UK Pack: EH: Gas + Electric)
- › Cab air-conditioning
- › Fog lights
- › Central locking on driver's and living area doors
- › Driver's door with electric window
- › Engine: Fiat 130 hp (803F, 840F: 115 hp as standard, 130 hp and 150 hp optional)
- › 4 seats with seat belts
- › Driver's Airbag
- › GVW 3.5 T.
Also available in Heavy vehicle version: 3.650 T (or with optional chassis reinforcement at extra cost (except for 803F and 840F): 4.25 T if 148 hp; 4.4 T if 178 hp)

For the complete list of equipment, please refer to the technical manual.



UNDERFLOOR
STORAGE BOX
INSIDE



FURNITURE
ASSEMBLY



SERIE 9dF

980dF | 990dF

TECHNICAL FLOOR FOR UNRIVALLED WARMTH

Everyone who steps inside a Series 9dF experiences the quality of the French art of entertaining. This subtle art blends a warm welcome with the quest for inner wellbeing. Here, the feeling of space is more than just an impression: the technical floor found in this Series provides storage (water reserves, wiring and pipes), enabling the interior layout to be maximised and giving you generously proportioned living spaces.

The quality of the acoustic and thermal insulation provided by the technical floor creates a pleasant feeling of supreme comfort.

As does the choice of two furniture collections worthy of a luxury series:

ELEGANCE: luxury furniture with solid maple mouldings;

MONTALCINO: modern design with a glossy, brilliant finish.

Series 9dF takes the art of entertaining further with clever height-adjustable beds, offering the flexibility of a low or high bed, and a large height-adjustable storage area.

You will notice a multitude of details in this enchanting design: protected roof, driver's door with car handle, living area door with two locking points and modern coach-style wing mirrors with varnished paint and wide-angle dual mirror, LED day running lights...

Outer hints of the comfort hidden inside...



A-CLASS SPECIAL CHASSIS WITH EXTRA-WIDE REAR TRACK
AND TECHNICAL DOUBLE FLOOR

GVW 3.5 T.

Also available in Heavy vehicle version 3.650 T

(with optional chassis reinforcement at extra cost: 4.25 T if 148 hp; 4.4 T if 178 hp).







TV not supplied.





980dF



980dF



990dF



SERIE 9dF

A-CLASS SPECIAL CHASSIS WITH EXTRA-WIDE REAR TRACK AND TECHNICAL DOUBLE FLOOR



6.99 m

980dF

CUSTOMISE YOUR RAPIDO!

- 2 furniture options: ELEGANCE or MONTALCINO
- 2 layouts
- A large choice of fabrics
- Three-ring gas cooker or two (as an option)
- GVW 3.5 T. Also available:
Also available in Heavy vehicle version 3.650 T (with optional chassis reinforcement at extra cost: 4.25 T if 148 hp; 4.4 T if 178 hp)
- A long list of additional equipment to choose from (as an option)

7.39 m

990dF

980dF



New

20
15

6.99 m x 2.35 m

990dF



7.39 m x 2.35 m

* Seats with seat belts; licensed seats, please refer to the technical manual.



SERIE 9dF



NEW DOUBLE GLAZED LIVING AREA WINDOWS WITH POLYURETHANE FRAME (LIE-FLAT DESIGN), INTEGRATED BLINDS AND FLYSCREEN

DOOR WITH WINDOW

MAXI WRAPAROUND PANORAMIC WIDE-ANGLE WINDSCREEN

NEW REAR DESIGN

POLYESTER PANELS

IMPACT-RESISTANT POLYESTER ROOF ROOF COVERING ALL EDGES

NEW EXTERIOR DESIGN



HEIGHT-ADJUSTABLE CENTRAL BED WITH LARGE STORAGE AREA

STABILISING JACKS

FLOOR BODYWORK IN POLYURETHANE

LED DAY RUNNING LIGHTS

«CHAMPAGNE GREY» COLOUR SKIRTS, REAR PILLARS AND FRONT BUMPER AND «IVORY WHITE» PANELS

TECHNICAL DOUBLE FLOOR, UNDERFLOOR STORAGE BOX INSIDE (A RAPIDO INNOVATION)

POLYESTER PROTECTIVE BASE

FURNITURE, WITH LED BACKLIT LOCKERS (STORAGE COMPARTMENTS), TO CHOOSE FROM:



ELEGANCE,

luxury furniture with solid maple mouldings.



MONTALCINO,


modern furniture with a gloss and bright finish.

A-CLASS SPECIAL CHASSIS WITH EXTRA-WIDE REAR TRACK AND TECHNICAL DOUBLE FLOOR

ADVANTAGES


- › 4 berths
- › Cab and permanent bed with slatted springs and BULTEX® mattresses
- › 19"-inch flat screen TV unit (TV not supplied)
- › Spice rack and kitchen roll holder
- › Removable serving hatch shelf between the kitchen and the living room (depending on model)
- › Kitchen: bench edged with solid maple (ELEGANCE) or flat edges (MONTALCINO)
- › Kitchen with self-closing and central locking drawers. In white lacquer
- › Large AES fridge (990dF = 160 L, 980dF = 134 L)
- › Cooker hood
- › Chromed brass kitchen tap with ceramic cartridge
- › Nautical-style blinds in the living room
- › Gas regulator valve inverter Duo Control with electrical remote control
- › Garage with moulded polyester floor, insulated with sandwich material technology
- › Height-adjustable cab seats
- › Built-in sunshade with winding mechanism
- › Coach style mirrors with wide-angle double mirror
- › Driver's Airbag
- › ABS braking
- › Cab air conditioning
- › Extra-wide rear track
- › Driver's door with car handle
- › Living room entrance door with window and 2-point locking
- › Electrical control station accessible from outside
- › Stabilising jacks
- › GVW 3.5 T.
Also available in Heavy vehicle version 3.650 T (with optional chassis reinforcement at extra cost: 4.25 T if 148 hp; 4.4 T if 178 hp)

For the complete list of equipment, please refer to the technical manual.



TECHNICAL DOUBLE FLOOR

- > Increased thermal insulation
- > Increased insulation against road noise
- > Storage space freed up in the living area (all the technical components are contained in the double floor)
- > Lowered centre of gravity for optimum stability
- > Flat living area, without steps inside





SERIE 90dF

DESIGN EDITION

9048dF | 9060dF MOBILY | 9066dF | 9083dF

9090dF | 9094dF | 9000dFH | 9005dFH

COMFORT AND PRACTICALITY:
RAPIDO'S TECHNICAL FLOOR

INNOVATE AND REINVENT, ALWAYS AND FOREVER

The Series 90dF Design Edition is a great example of French engineering, which expresses itself through innovative concepts, daring designs and technology with a touch of class.

You will be convinced by the insulating technical floor with its exclusive chamber (a RAPIDO innovation), which provides accessible internal and external storage. Discover layouts which preserve privacy while still enabling free movement and optimising storage. The ultimate new ingenious idea from RAPIDO: the Mobily (patented model), a mobile bed in the 9060dF which you can change from twin beds, to a central double bed and even to a corner double bed. And the furniture also adapts to the configuration you choose. Like any other invention, it has been patented and the trademark is held by RAPIDO.

Another major innovation is the 9094dF, a model that offers a stunning super-sized rear living room with a TV corner and large closet. In this living area, you can truly relax after a day of walking and appreciate the comfort of the generously-sized couch.

Featuring the AL-KO chassis, the 8 models in Series 90dF are enjoyable to drive and boast exemplary road handling as well as high loading capacities. This year, the entire 90dF range features Design Edition finishes so you can enjoy well-lit interiors thanks to the LED ambient lighting and glossy-finish ELEGANCE furniture.



FIAT AL-KO A-CLASS DOUBLE FLOOR MODELS WITH EXTRA-WIDE REAR TRACK
AND INDEPENDENT WHEEL SUSPENSION

Double floor: storage space and thermal and insulation against road noise
Also available in Heavy vehicle version 3.7 T (or 4.4 T with optional chassis reinforcement
at extra cost (9000dFH, 9005dFH as standard in 4.4 T)).







9090dF

Fabric as an option.





9094dF



9060dF MOBILY®



Watch our video about MOBILY®
by scanning this code or visiting
www.rapido.fr.



SERIE 90dF

DESIGN EDITION




DESIGN EDITION FINISHES AS STANDARD!

RAPIDO SOPHISTICATION

The interior of the 90dF Design Edition is based on light and elegance: ambient lighting, mouldings and luxury materials. These 8 models are equipped with mosquito door and Design Edition interior and exterior décor. The French charm trump card!

- ELEGANCE GLOSSY furniture, yacht-style
- Ambient lighting (indirect lighting over the bed, an illuminated strip on the entrance to the living area, and vertical lighting around the kitchen window and the living area entrance door, between the kitchen and living area, and under the kitchen bench)
- Luxury bedroom décor (central beds: elegant headboard)
- Fittings: walnut burl effect décor on the dashboard
- Interior and exterior Design Edition décor
- Indirect lighting over the bed: Exclusive to Design Edition



FIAT AL-KO A-CLASS DOUBLE FLOOR MODELS WITH EXTRA-WIDE REAR TRACK AND INDEPENDENT WHEEL SUSPENSION

6.49 m

9048dF

6.99 m

9083dF

7.39 m

9060dF MOBILY
9066dF
9090dF
9094dF


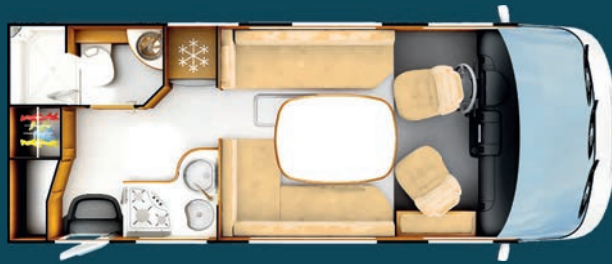
7.99 m

9000dFH
9005dFH

9048dF

DESIGN
EDITION

 *		
x 4	x 8	2+2




6.49 m x 2.35 m

9060dF
MOBILY

DESIGN
EDITION

 *		
x 4	x 5	x 4



New

20
15

7.39 m x 2.35 m

* Seats with seat belts; licensed seats, please refer to the technical manual.

Also available in Heavy vehicle version 3.7 T (or 4.4 T with optional chassis reinforcement at extra cost (9000dFH, 9005dFH as standard in 4.4 T)).



SERIE 90dF

DESIGN EDITION

9066dF DESIGN EDITION

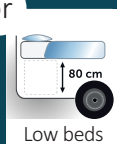
 *
x 4


x 5


x 4



or



+ ALDE OPTION



7.39 m x 2.35 m

9083dF DESIGN EDITION

 *
x 4


x 5


x 4



6.99 m x 2.35 m

9090dF DESIGN EDITION

 *
x 4


x 5


x 4

+ ALDE OPTION



7.39 m x 2.35 m

FIAT AL-KO A-CLASS DOUBLE FLOOR MODELS WITH EXTRA-WIDE REAR TRACK AND INDEPENDENT WHEEL SUSPENSION



9094dF DESIGN EDITION

*		
x 4	x 5	x 4



New 2015

7.39 m x 2.35 m

9000dFH DESIGN EDITION

*			+ ALDE SERIE
x 5	x 7	4+2	



7.99 m x 2.35 m

9005dFH DESIGN EDITION

*			+ ALDE SERIE
x 5	x 7	4+2	



7.99 m x 2.35 m

* Seats with seat belts; licensed seats, please refer to the technical manual.

Also available in Heavy vehicle version 3.7 T (or 4.4 T with optional chassis reinforcement at extra cost (9000dFH, 9005dFH as standard in 4.4 T)).



SERIE 90dF

DESIGN
EDITION

NEW REAR PILLARS
DESIGN

POLYESTER PANELS

IMPACT-RESISTANT POLYESTER ROOF
ROOF COVERING ALL EDGES

MAXI WRAPAROUND PANORAMIC
WIDE-ANGLE WINDSCREEN



STABILISING
JACKS

SIDE STORAGE
COMPARTMENT

POLYESTER PROTECTIVE
BASE

BODYWORK (ROOF,
PANELS AND FLOOR)
IN POLYURETHANE


LED DAY
RUNNING
LIGHTS

«CHAMPAGNE GREY» COLOUR
SKIRTS, REAR PILLARS AND FRONT
BUMPER AND «IVORY WHITE»
PANELS

STORAGE DOUBLE FLOOR

AL-KO:

Among the leaders and the precursors in the use of this chassis, RAPIDO has contributed to its development to obtain a lowered lightweight chassis, while retaining the comfort qualities stemming from its independent wheel design.



**NEW ELEGANCE
GLOSSY,**
luxury furniture with solid maple
mouldings.



**AMBIENT
LIGHTING**


FIAT AL-KO A-CLASS DOUBLE FLOOR MODELS WITH EXTRA-WIDE REAR TRACK AND INDEPENDENT WHEEL SUSPENSION



ADVANTAGES

- › Sliding mosquito door
- › From 5 up to 8 large living room (depending on model)
- › Living room upholstery: contemporary design, optimum comfort
- › 4 seats with seat belts (5 for the 9000dFH and 9005dFH)
- › 4 berths: cab beds and permanent rear bed (except 9048dF, 9094dF) with slatted frames and BULTEX® mattresses
- › 6 berths for the 9000dFH and 9005dFH (including 2 occasional berths in the living room)
- › 130mm-thick BULTEX® mattress
- › Two-way light switch and radio control from the bedroom
- › ALDE Comfort Plus Arctic central heating (option on 9066F with low beds, and on 9090dF; standard on 9000dFH and 9005dFH)
- › Mechanical height adjustment for the bed over the large storage area (Δ 20 cm: 9083dF / Δ 30 cm: 9090dF, 9000dFH)
- › High (with 130cm-high garage) or low (with 80cm- high garage) twin beds for the 9066dF
- › 19"-inch flat screen TV unit (TV not supplied)
- › Multi-function kitchen
- › Kitchen with self-closing and central locking drawers. In white lacquer
- › Removable serving hatch shelf between the kitchen and the living room (depending on model)
- › Spice rack and kitchen towel holder
- › Large AES fridge (160 L)
- › Cooker hood
- › Chromed brass kitchen tap with ceramic cartridge
- › Electrically controlled inverter FAVEX® regulator valve
- › PIONEER® Multimedia Station: DVD MP3 DIVX/USB/reversing camera
- › Built-in sunshade with winding mechanism
- › Cruise control
- › Driver's and passenger Airbags and ABS braking
- › Cab air conditioning
- › External shower with hot and cold water
- › Extra-wide rear track for AL-KO chassis
- › Independent wheel suspension
- › Also available in Heavy vehicle 3,7 T (except for 9000dFH, 9005dFH) (or Heavy version 4,4 T with optional chassis reinforcement at extra cost)

For the complete list of equipment, please refer to the technical manual.



HEIGHT-ADJUSTABLE BED

New:

All central beds in the RAPIDO 2015 range (except 640/840F) are height-adjustable (Δ 30cm).

This means:

- More accessible beds in low position = increased comfort
- Large garage available = more storage

SPECIFIC EQUIPMENT ON THE HEAVY VERSION (GVW = 4,4 T)

Greater autonomy and comfort: authorised weight in the garage: 300 kg, reinforced front suspension, AL-KO special heavy-duty stabilising jacks, ESP and Traction*.

SPECIFIC EQUIPMENT ON THE 9000dFH AND 9005dFH (GVW = 4,4 T)

Electric sunshade, central heating ALDE Comfort Plus Arctic, 190-litre fresh water tank, second living area battery, 5 registered seats, 6 berths (including 2 occasional berths in the living room), electric step on the living area entrance.



90dF STORAGE DOUBLE FLOOR

with exclusive 3rd level of storage (a RAPIDO innovation)

- Maximum storage space, accessible from both inside and outside the vehicle
- External access with wide-opening hatches
- Lowered centre of gravity for optimum stability
- Insulation against the cold, contributing to maintaining a pleasant ambient temperature in the living area



SERIE 10

DESIGN EDITION

10000 | 10001

6 REGISTERED SEATS AND 6 BERTHS...

IF VERSAILLES WAS ON WHEELS...

Make way for the Series 10 Design Edition and its cortège of regal fittings. Available as a dual axle heavy vehicle, this motorhome features - with a certain ceremony - all the splendour of a luxury kitchen, vast 8-guest living room and, the ultimate touch, a separate shower (with glass door in the 10001 Design Edition).

DISTINCTION furniture reigns in the two models, with genuine wood fittings enhanced by a sublime varnish finish. Here, the light-filled interior is accentuated by the supreme light of day.

Walk this royal path, which leads to regal living.



FIAT AL-KO A-CLASS MODELS DOUBLE FLOOR
WITH TAG AXLE (GVW = 5 T AND GCW = 6 T) WITH ALDE AS STANDARD
AND INDEPENDENT SUSPENSION

Double floor: storage space and thermal and acoustic insulation against road noise








TV not supplied, Fabric as an option.



10000



10000



10000



SERIE 10

DESIGN EDITION



DESIGN EDITION FINISHES AS STANDARD!

THE RAPIDO REFINEMENT

The interior ambience of the 10000 and 10001 Design Edition subtly combines exclusive materials with elaborately worked shapes. These two models are fitted with Design Edition interior and exterior décor as standard.

- DISTINCTION furniture, with multi-coat varnished yacht-style solid wood veneer upper doors in the bedroom and living room
- Ambient lighting (indirect lighting over the bed, an illuminated strip on the entrance to the living area, vertical lighting around the kitchen window, under the kitchen bench and under the bed, and wall lighting on the back of the dinette)
- Luxurious décor in the bedroom (on central beds: sophisticated trim on the bed head)
- Comfort and luxury furnishings and equipment: walnut burr trim on the dashboard, flyscreen, stone imitation kitchen worktop
- Interior and external Design Edition



THE 10001 DESIGN EDITION

Launched in 2010, Series 10 has won over motorhome enthusiasts with its sumptuous fittings, prestigious lines and height-adjustable central beds over storage areas. Building on this success, RAPIDO has now launched a new innovation: an exclusive super-sized central shower room in the 10001 Design Edition. This model also offers 6 registered seats and 6 berths. Powerful, adjustable and welcoming, this model pushes back the limits on travel even further.



FIAT AL-KO A-CLASS MODELS DOUBLE FLOOR WITH TAG AXLE (GVW = 5 T AND GCW = 6 T)
WITH ALDE AS STANDARD AND INDEPENDENT SUSPENSION



8.49 m

10000
10001

10000 DESIGN EDITION

*			+ ALDE SERIE
x 6	x 8	4+2	



8.49 m x 2.35 m

10001 DESIGN EDITION

*			+ ALDE SERIE
x 6	x 8	4+2	



8.49 m x 2.35 m



SERIE 10

DESIGN EDITION

HEIGHT-ADJUSTABLE BED WITH LARGE STORAGE AREA

6 REGISTERED SEATS WITH SEATBELTS 6 BERTHS INCLUDING 4 PERMANENT BERTHS

CAB DOORS WITH TWO-POINT LOCKING

POLYESTER PANELS

IMPACT-RESISTANT POLYESTER ROOF ROOF COVERING ALL EDGES

MAXI WRAPAROUND PANORAMIC WIDE-ANGLE WINDSCREEN



AL-KO SPECIAL HEAVY-DUTY STABILISING JACKS

SCORPION ALLOY WHEELS (OPTION)

ELECTRIC STEP ON THE LIVING AREA ENTRANCE


BODYWORK (ROOF, PANELS AND FLOOR) IN POLYURETHANE

LED DAY RUNNING LIGHTS

«CHAMPAGNE GREY» COLOUR SKIRTS AND FRONT BUMPER AND «IVORY WHITE» PANELS

POLYESTER PROTECTIVE BASE

Model shown with Scorpion alloy wheels (as an option).



DISTINCTION FURNITURE

with multi-coat varnished yacht-style solid wood upper doors in the bedroom and living room.



AMBIENT LIGHTING MULTI-ZONE LIGHTING WITH DIMMER,

(Indirect lighting over the bed, an illuminated strip on the entrance to the living area, vertical lighting around the kitchen window and wall lighting on the back of the dinette...).

FIAT AL-KO A-CLASS MODELS DOUBLE FLOOR WITH TAG AXLE (GVW = 5 T AND GCW = 6 T)
WITH ALDE AS STANDARD AND INDEPENDENT SUSPENSION



AVANTAGES

- › 6 registered seats
- › 300-litres fresh water tank
- › Central heating ALDE Comfort Plus Arctic:
 - Frost Control system
 - Option of separate temperature control in the bedroom
- › Lowered AL-KO chassis with tag axle
- › Bathroom with double partition door
- › Exclusive, XXL central bathroom with glass shower door on 10001 Design Edition
- › Curtains on rod
- › XXL 8-seater living room
- › Electric cab bed
- › 130 mm-thick BULTEX® mattress
- › Height adjustment for the bed over the garage
- › Two-way light switch and radio control from the bedroom
- › Automatic lighting in top cupboards upon opening
- › Polyester monobloc rear design
- › Large multi-function kitchen
- › Stove with 3 in-line hobs
- › Kitchen with self-closing and central locking drawers. In white lacquer
- › 19"-inch flat screen TV unit (TV not supplied)
- › TechTower as standard (fridge and oven)
- › Cooker hood
- › Removable serving hatch shelf between the kitchen and the living room
- › Chromed brass kitchen tap with ceramic cartridge
- › Electrically controlled inverter FAVEX® regulator valve
- › Pre-cabling for 2nd TV in the bedroom
- › PIONEER® Multimedia Station: DVD MP3 DIVX/USB/reversing camera
- › Sliding living area mosquito door
- › Electric sunshade (with winding mechanism)
- › WC with SOG system and double cassette
- › Second living area battery
- › Cruise control
- › Cab air conditioning
- › Driver's + Passenger Airbags and ABS braking, ESP, Traction*
- › Authorised weight in the garage: 300 kg
- › Reinforced front suspensions
- › 8,50m in length

For the complete list of equipment, please refer to the technical manual.



DINING TABLE AND BERTHS

Since its launch, the 10000 Design Edition model has proven popular, offering 6 registered seats and 6 berths (including 2 spare beds). This year it adds a new innovation: a height-adjustable bed. All the family can come!



THE TAG AXLE

provides genuine travelling comfort and increased stability on the move.



STORAGE DOUBLE FLOOR with exclusive 3rd level of storage (a RAPIDO innovation)

- > Maximum storage space, accessible from both inside and outside the vehicle
- > External access with wide-opening hatches
- > Lowered centre of gravity for optimum stability



NEW SERIES

DISTINCTION

i81 i90

THE STANDARD IN TECHNICAL FLOORS:
ACOUSTIC AND THERMAL INSULATION

ULTRA FRENCH DESIGN AND CONCENTRATED HIGH-TECH FITTINGS

An innate sense of aesthetics, a confident style and inspired designs: the reputation of French designers is well-established. And the **DISTINCTION** series confirms their prestige. Take a look at the care and value developed through an exterior design that combines elegant curves with a streamlined shape. Inside, you will find a luxury yacht ambiance with furniture which blends precious materials with modern lines and mirror-like glossy surfaces.

RAPIDO's innovative technology means its motorhomes stand out from the rest: external bodywork with curved lines, 100% polyester for better impact resistance and easier repairs, 100% polyurethane-strengthened panels, 30mm Styrofoam insulation, and foam-coated aluminium interior surface.

The new **DISTINCTION** Series: or when great design meets great looks.



FIAT AL-KO A-CLASS TECHNICAL DOUBLE FLOOR WITH WIDER REAR TRACK
AND INDEPENDENT SUSPENSION

Technical double floor: storage space and acoustic and thermal insulation
Available in 3.5 T and Heavy vehicle version 3.7 T
(or 4.4 T with optional chassis reinforcement at extra cost).














i90



i90



i90



Fabric as an option.



i90





i90



i90





NEW SERIES

DISTINCTION



FIAT AL-KO A-CLASS TECHNICAL DOUBLE FLOOR WITH WIDER REAR TRACK AND INDEPENDENT SUSPENSION



7.39 m

i81

i90

i81

New

20
15

x 4	x 5	x 4



**



7.39 m x 2.35 m

i90

New

20
15

x 4	x 5	x 4



**



7.39 m x 2.35 m

* Seats with seat belts; licensed seats, please refer to the technical manual. | ** Model shown with Scorpion alloy wheels (as an option). Available in 3.5 T and Heavy vehicle version 3.7 T (or 4.4 T with optional chassis reinforcement at extra cost).



NEW SERIES

DISTINCTION

NEW DOUBLE GLAZED LIVING AREA WINDOWS WITH POLYURETHANE FRAME (LIE-FLAT DESIGN), INTEGRATED BLINDS AND FLYSCREEN

IMPACT-RESISTANT POLYESTER ROOF ROOF COVERING ALL EDGES

DRIVER'S DOOR 2-POINT LOCKING


NEW REAR DESIGN

NEW ROUNDED EXTERIOR DESIGN

POLYESTER PANELS

MAXI WRAPAROUND PANORAMIC WIDE-ANGLE WINDSCREEN

NEW FRONT DESIGN



STABILISING JACKS

TECHNICAL DOUBLE FLOOR

BODYWORK (ROOF, PANELS AND FLOOR)
100% POLYURETHANE,
STYROFOAM INSULATION 30 MM

LED DAY RUNNING LIGHTS

«CHAMPAGNE GREY» COLOUR SKIRTS, REAR PILLARS AND FRONT BUMPER AND «IVORY WHITE» PANELS

POLYESTER PROTECTIVE FLOOR BASE



NEW DISTINCTION GLOSS: LUXURY FURNITURE WITH SOLID MAPLE MOULDINGS.

- + Ambient multi-zone lighting with dimmer
- + Carpeted storage area
- + Exclusive bed bottom design
- + 180 L drinking water tank
- + Height-adjustable headboard
- + Two-way light switch and radio control from the bedroom
- + 130mm BULTEX® mattress
- + Height-adjustable (30cm) central beds with storage area

FIAT AL-KO A-CLASS TECHNICAL DOUBLE FLOOR WITH WIDER REAR TRACK AND INDEPENDENT SUSPENSION



ADVANTAGES

- › Automatic lighting in top cupboards upon opening
- › Sliding mosquito door
- › Living room upholstery: contemporary design, optimum comfort
- › 4 seats with seat belts
- › 4 berths: cab beds and permanent rear bed with slatted frames and BULTEX® mattresses
- › 130mm-thick BULTEX® mattress
- › Mechanical height adjustment (Δ 30cm) for the bed over the garage
- › 19"-inch flat screen TV unit (TV not supplied)
- › Multi-function kitchen
- › Kitchen with self-closing and central locking drawers. In white lacquer
- › Removable serving hatch shelf between the kitchen and the living room (depending on model)
- › Spice rack and kitchen towel holder
- › Large AES fridge (160 L)
- › Cooker hood
- › Chromed brass kitchen tap with ceramic cartridge
- › Electrically controlled inverter FAVEX® regulator valve
- › PIONEER® Multimedia Station: DVD MP3 DIVX/USB/reversing camera
- › Built-in sunshade with winding mechanism
- › Cruise control
- › Driver's and passenger Airbags and ABS braking
- › Cab air conditioning
- › External shower with hot and cold water
- › Extra-wide rear track for AL-KO chassis
- › Independent rear wheel suspension
- › Also available in Heavy vehicle version 3,7 T (or 4,4 T with optional chassis reinforcement at extra cost)

For the complete list of equipment, please refer to the technical manual.



TECHNICAL DOUBLE FLOOR

- > Increased thermal insulation
- > Increased insulation against road noise
- > Storage space freed up in the living area (all the technical components are contained in the double floor)
- > Storage accessible from inside
- > Lower centre of gravity
- > Flat living area floor, without steps

AL-KO

Among the leaders and the precursors in the use of this chassis, RAPIDO has contributed to its development to obtain a lowered lightweight chassis, while retaining the comfort qualities stemming from its independent wheel design.

SPECIFIC EQUIPMENT ON THE HEAVY VERSION (GVW = 4,4 T)

Greater autonomy and comfort: authorised weight in the garage: 300 kg, reinforced front suspension, AL-KO special heavy-duty stabilising jacks, ESP and Traction*.



STANDARD EQUIPMENT: AN ABUNDANCE OF RICHES WITHOUT EQUAL

The standard equipment provided in RAPIDO vehicles is remarkably extensive, and the level offered is without doubt the highest available on the market in each class.

SAFETY

ABS

(ANTILOCK BRAKE SYSTEM)

As standard on all the Series. This prevents the wheels from locking during braking, optimises stopping distances and, above all, ensures that the motorhome can continue to steer.

ESP

(ELECTRONIC STABILITY PROGRAM)

ESP is an anti-skid system capable of braking one or more wheels to stabilise the vehicle (optional in the rest of the range, as standard in all vehicles with GVW 4.25 T/4.4 T including 9000dFH, 9005dFH and Series 10 Design Edition).

SAFETY BELTS INTEGRATED ON ALL THE SEATS IN THE A-CLASS SERIES

RAPIDO has chosen to fit all the cab seats in the A-class series with retractable safety belts with the receiver built into the seat. This enables the belt to adapt better to everyone's shape.

BELTS FOR THE REAR PASSENGERS

The models with seats facing the road, including several side benches, are fitted with belts in the rear. Therefore all the models are fitted with at least four 3-point seatbelts.

DRIVER'S AIRBAG ❶

A driver's airbag is available as standard on all the models in the range.

AIR CONDITIONING

Cab air conditioning is available as standard throughout the range, enabling you to concentrate on you're driving even in hot weather.

EXTRA-WIDE REAR TRACK ❷

All the models in the RAPIDO ranges are fitted with an extra-wide rear track providing better stability on the road as well as greater comfort and safety.



1

2

3



ON THE INSIDE: TECHNICAL EXPERTISE DEDICATED TO YOUR COMFORT

USING GAS WHILE DRIVING 3

The system enables you to use gas, even while travelling, to heat the living area or the water installation.

REVERSING CAMERA WITH SOUND | Audio - Day and Night View - Heated - Adjustable 4

The Series 70 Design Edition, 9dF, 90dF/dFH Design Edition, 10 Design Edition and DISTINCTION have the benefit of a reversing camera.

The Series 6/6FF, 8F have pre-cabling installed. The camera is connected to a screen with built-in speaker, built into the dash board. The driver can therefore hear the instructions being given by someone behind the vehicle! Manoeuvring has never been so easy!

AUDIO AND VIDEO EQUIPMENT: JUST LIKE BEING AT THE CINEMA! 5

The Series 70 Design Edition, 9dF, 90dF/dFH Design Edition, 10 Design Edition and DISTINCTION models are equipped, as standard, with the PIONEER® Multimedia Station: DVD MP3 DIVX/USB/ reversing camera.

This hi-tech product is built in to the dashboard and fitted with a high definition LCD 2 DIN colour screen with a 6,1" (15,5cm) LCD screen and touch screen user interface. The AV station is equipped with a USB socket on the front and a reversing camera input.

This enables you to:

- play DVDs via its «DVD player» function,

- listen to the radio, RDS AM/FM tuner,
- listen to your own selection of music via its IPOD or MP3 connection via USB or SD Card.
- easily see what's behind your vehicle, as the rear view camera displays direct on the screen.

STANDARD INITIAL EQUIPMENT: DOUBLE CABLING FOR DVD



RAPIDO goes hand in hand with innovation. Nowadays, the radios fitted in RAPIDO models can play DVD films (Series 70dF/FF, 9dF, 90dF/dFH Design Edition; 10 Design Edition and DISTINCTION): for this purpose RAPIDO has run an audio-video cable from the dashboard to the TV cabinet. And a second audio-video cable enables you to connect a 2nd TV in the bedroom (depending on model).

100% LED LIGHTING 6

All of the 2015 Collection vehicles come equipped with 100% LED internal lighting to illuminate your evenings: energy-saving, recyclable technology with adjustable brightness. The LEDs enable the energy consumption to be divided by 10.

PAYLOAD INCLUDING EQUIPMENT

RAPIDO unladen weights include the weight of standard equipment. Clear information and optimal payloads: RAPIDO designs and manufactures vehicles which boast the maximum optimisation of their weight and payload so you can carry everything you want.





COMFORT

BEDDING: ONE OF THE BEST BENCHMARKS

The bedding is one of the make's strong points. Particular care is taken to offer you optimum density foam with the **BULTEX® label**.

130mm-thick BULTEX® mattresses on the Serie 90dF/dFH Design Edition and Serie 10 Design Edition and **DISTINCTION**.

Its advantages:

- ❶ BULTEX® label.
- ❷ Aluminium frame bed with wooden slats, providing comfort and constant ventilation.

The entire range enjoys an even higher level of finish with springs and flexi-attachments on the slats. By selecting **RAPIDO** bedding, you are choosing a level of comfort that is among the highest in the motorhome market.

THE RAPIDO A-CLASS MODELS ARE DEVELOPING TECHNICALLY AND SEEING THEIR STANDARDS OF COMFORT ADVANCE:




- ❸ The underside of the cab bed in the A-Class models is fitted with a new generation of built-in roller blinds, electric on 9000dFH, 9005dFH, Serie 10 Design Edition and manual on the Serie 9dF, Serie 90dF/dFH Design Edition and **DISTINCTION**.

- The cab beds on the A-Class Serie 10 Design Edition are electrically operated.

- The bed over the garage in the 803F and 9083dF is manually height-adjustable.

- All the central beds are height-adjustable to give you a large storage area (except for 640 and 840F).

- ❹ The 7090FF, 7090dF and 990dF come equipped with a mechanical adjustment system to tilt the bedheads simultaneously. You can keep yourself sitting up in bed quite comfortably to read or to watch a film.








PRACTICALITY

- 5 In the garage, an external shower with hot and cold water is provided as standard (available as an option on 6/6FF and 8F; Option / Pack RAPIDO Series 70dF/FF, 9dF).
- The bathroom provides several types of storage (shelves, cabinets with sliding doors) depending on the model, and comes equipped with a large mirror throughout the range.
- All the showers come equipped with a water-saving shower head for greater autonomy.
- 6 On some models, skylights increase the height of the shower to maximise space. On others, the shower column is in thick, ergonomic, and design Plexiglas®.
- 7 Models with a central bed (except the Series 6/6FF and 8F) are equipped with a laundry bag for your dirty laundry, accessible from the shelf beside the bed and also from the garage.
- 8 The kitchens have become more practical and sophisticated, with a chromed metal spice rack and kitchen roll holder. Depending on the model, they also come equipped with self-closing and central locking drawers to avoid them opening accidentally during the trip.

- 9 The Series 70dF/FF, 9dF, 90dF/dFH, 10 Design Edition and DISTINCTION offer a highly practical serving hatch (depending on model).
- On the 666, 866F ; 7066dF and 9066dF (except ALDE version). You have the choice between high or low twin beds (to be chosen when placing your order): High twin beds for a large 120 cm garage, or low twin beds for easy access to the sleeping accommodation, with 80 cm high storage (or 68 cm on the 666) and wardrobes above the beds.



SOG SYSTEM: FOR CLEAN AND ECO-FRIENDLY TOILETS

No longer have any need to use chemicals in the toilets. This system ensures environmentally friendly, clean and healthy use, without odours in your toilets. A fan creates low pressure in the sewage tank, causing fresh air to be drawn through the shutter opening. This influx of fresh air prevents the gas that causes bad odours from rising up into the toilet and the oxygen provided causes the sewage to decompose so quickly that there is no longer any need to add chemicals. Standard on Series 10 Design Edition.



ADAPTABLE LIVING ROOM TABLES: ① A MOVE IN EVERY POSSIBLE SENSE!

The living room space must be well- designed for easy movement around the table. The living room tables are designed to enable you to travel quite easily from the cab to the kitchen: the table top moves forward and back, sideways and also rotates.

On the low-profile models (except for the 676FF, 691FF and 70FF), the tabletop is on a telescopic leg to provide an occasional berth. On the A-Class models, the leg is fixed (telescopic on 9000dFH, 9005dFH, the Series 10 Design Edition).

FRONT-FACING SEATS: MODULAR SEATS


To comply with our customers' wishes, RAPIDO has developed new bench seats with modular seats.

From the «Living room» position around the table, you can reconfigure the seats so that they can be used facing the road with a seat belt during a trip. With just a few manipulations, you can modify your bench seat to suit your particular requirements.

Simple, easy-to-handle bench seats!

FURNITURE ASSEMBLY: ② THE HERITAGE OF A CABINETMAKER FOUNDER

Based on its experience in traditional joinery, RAPIDO uses several assembly techniques, including gluing, screwing and mechanical tongue and groove assembly on some of its range. This technique provides a perfect marriage between aesthetics and solidity. The principle is simple but requires dexterity and meticulousness: the first piece of furniture has an end shaped to fit perfectly in a groove of the same shape in a second piece of furniture to produce furniture able to take to fine finishes.





1



2



3

DOUBLE FLOOR TECHNICAL OR STORAGE

Based on its extensive knowledge of this particularly complex area of expertise, RAPIDO has designed two types of double floors combining storage space with thermal insulation.

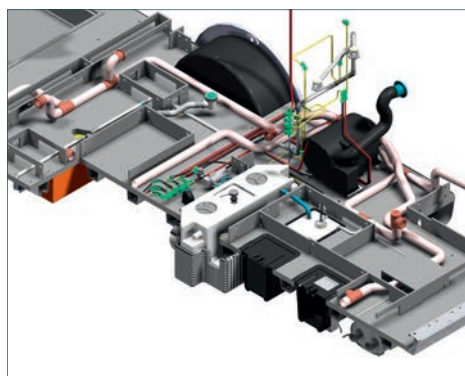
STORAGE DOUBLE FLOOR (SERIES 90dF AND 10 DESIGN EDITION)

Provides large volume storage with easy access and includes a RAPIDO innovation - 3rd level storage.

TECHNICAL DOUBLE FLOOR (70dF, 9dF SERIES' and new Serie DISTINCTION)

Houses the fresh water and waste tanks, gas lines, electricity cables and heating circuit, freeing up space in the living area and allowing for a single-level interior floor, thus removing the need for steps. Underfloor storage box inside.

- ❶ Living room hatch for accessing the storage space from the interior.
- ❷ Wide-opening jack-assisted hatches for exterior access.
- ❸ Interior access to the 3rd level of storage.



> Thermal insulation reinforced by the technical double floor.
> RAPIDO's double floor is connected to the lowered chassis (AL-KO or Fiat): its very low centre of gravity provides perfect driving stability.

HEATING

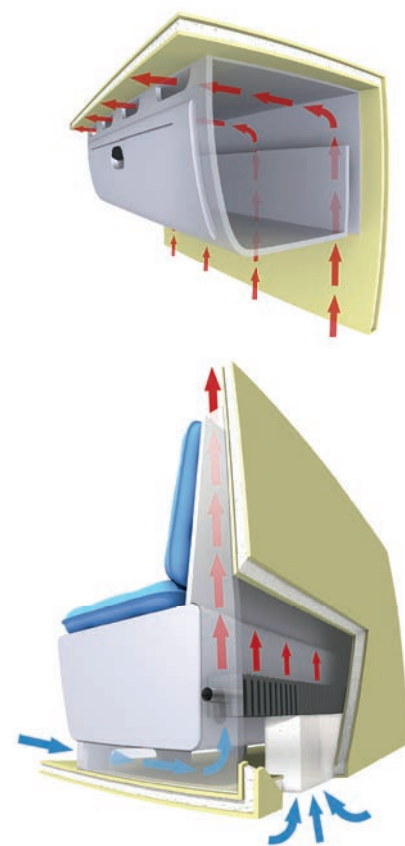
Gentle indoor heating from the bedroom to the living room, tested by our Scandinavian customers who are North Cape regulars.

TRUMA HEATING SYSTEM

The TRUMA heating system is located, in most models, in the kitchen area, i.e. in the central part of the vehicle, to provide the best output possible and even radiant heat to the front and rear of the vehicle. This location was determined from tests conducted jointly by the supplier and RAPIDO.

ALDE CENTRAL HEATING SYSTEM: COMFORT PLUS ARCTIC

Working in collaboration with the ALDE team, RAPIDO has developed a top-of-the-range central heating system that has been tested, with great success, in Scandinavia. It has become a benchmark for the market, providing heat evenly distributed throughout the living area and the cab (A-Class windscreen, cab-living area connection), with the possibility of separately controlling the bedroom temperature and providing a Frost Control system. The double floor is also heated (except on 7065FF). The gas boiler heats a fluid (60% water/40% glycol) in a network of pipes and convectors and creates a flow of warm air that rises along the external walls. The bulkheads, the furniture and the air are heated progressively, forming a barrier of warm air, which insulates the windows.



> ALDE Arctic Comfort Plus central heating consists of a gas boiler and a heat exchanger.

Block diagram of ALDE heating system. This does not represent a precise description of the product and/or the furniture.

- Available as standard on the 7065FF, 9000dFH, 9005dFH, Serie 10 Design Edition.

- Available as an option, on the 7066dF, 9066dF (low beds only), 9090dF.



OPTIONAL EQUIPMENT

Even though our vehicles have the highest level of standard equipment, the comfort of your trip can still be increased with optional equipment.

DOUBLE GLAZING ❶

The A-Class models can be fitted with double glazing on the front cab's side windows (except driver door) to improve cab insulation.

HEATED FLOOR ❷

New: option available for the entire range (excluding Series 70dF, 9dF and DISTINCTION which feature a technical floor providing optimal thermal insulation). Uses 220V power supply.

The composite film incorporated into the floor provides soft warmth underfoot at floor level and therefore a real feeling of comfort.

INSULATING COLD-WEATHER CLADDING ❸

Option available across the range.

This external isothermal protection developed with RAPIDO ensures maximum protection both in summer and winter. It effectively combats thermal exchanges in the vehicle as well as the formation of condensation on the windshield.

WEBASTO AIR TOP 2000 S CAB HEATING

Available on A-Class.

This cab heating is an optional extra and is independent of TRUMA and ALDE heating.

The energy source for the warm air heating is the vehicle's own fuel (Diesel). Its low consumption is particularly useful for long periods of heating with the engine off (at night and during long breaks) and its heat emission from the moment the heating is switched on provides a rapid rise in temperature and genuine indoor comfort.

AIR SUSPENSION

« AIR PREMIUM » suspension on AL-KO chassis. This rear suspension provides you with a real feeling of comfort.

Available as an option only on the Series 90dF/dFH with Heavy chassis and the Series 10 Design Edition.

NAVIGATION GPS + DVD PLAYER ❹

Offered as an option across the range, the PIONEER® navigation system enables you, through a single colour screen built into the dashboard, to:

- Follow your route through the European roads; with the micro SD card (supplied), you have all the maps of Europe, all the service areas in Europe and your RAPIDO dealers,
- Enjoy a rear view when manoeuvring thanks to the reversing camera,
- Play DVDs via its « DVD player » function,
- Listen to the radio,
- Listen to your own selection of music by connecting it to an IPOD or MP3 player by means of a USB or micro SD card.

NAVIGATION NAVI-TRUCK PIONEER®

Navi-Truck PIONEER® navigation systems display specially-designed itineraries to cater for the height, weight, length and width of your vehicle. Simply enter your vehicle's dimensions and let Navi-Truck PIONEER® guide you.



NAVTEQ
TRANSPORT



4



5

SYMPHONY AUDIO PACK* 5

A philharmonic orchestra in your living room!
Experience your emotions to the full while listening to your preferred music with XXL acoustic comfort.

This pack consists of:

- 1 subwoofer, combining together a cast aluminium heat sink, a woofer with an oval aluminium cone and a built-in 150W amplifier, providing very powerful bass. It also contains a cabled remote control for refining your settings.
- 2 additional speakers in the living room.
- And a further two speakers in the bedroom.

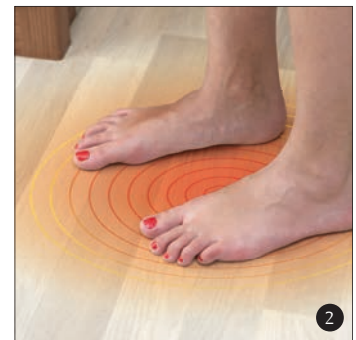
The sound is therefore harmoniously distributed throughout the living area and provides true listening quality.

*Available only on factory order!


ALLOW WHEELS (option) 6

To customise the external style of your vehicle, the following alloy wheels are available as an option:

- Scorpion aluminium AL-KO rims, 15" in Light/16" in Heavy.
- Fiat aluminium rims: 16" in 3.5 T and Heavy.



2



6

The boutique

RAPIDO

Here you can find a top-of-the-range selection of high-quality articles in keeping with the image of RAPIDO motor homes. From pens to windcheaters, via helmets, champagne flutes and even umbrellas, you will find the useful item that will make you stand out.

To be convinced, visit the RAPIDO shop now, at www.rapido.fr. Once you are on the Home page, click on the tab « RAPIDO Boutique » and select the products you are interested in. The all you have to do is go to your distributor.

Think about RAPIDO articles for your friends who will also appreciate their quality and good taste and give them pleasure as well!



A network

of 135 sales outlets in Europe rigorously selected
by RAPIDO for the quality of their service.



GERMANY

- 04 - Döbeln
- 13 - Berlin
- 15 - Biebersdorf
- 21 - Lamstedt
- 38 - Braunschweig-Schapen
- 49 - Haren-Wesuwe
- 50 - Kerpen-Buir
- 59 - Möhnesee-Echtrup
- 63 - Langenselbold
- 66 - Marpingen
- 68 - Viernheim
- 73 - Dettingen/Teck
- 79 - Neuenburg/Rhein
- 91 - Röttenbach

UNITED KINGDOM

- Wokingham, Berkshire
- Newark, Nottinghamshire
- Highbridge Somerset
- Errol, Perthshire
- Dromore, Co Down
- Great Yarmouth, Norfolk

AUSTRIA

- Hirnsdorf
- Erla bei St Valentin

BELGIUM

- Poperinge
- Rotheux
- Houthalen-Helchteren

DENMARK

- Vejle

SPAIN

- Lujua - Vizcaya
- Irún - Guipuzcoa
- San Sebastian de los Reyes - Madrid
- Las Torres de Cotillas - Murcia
- Palma de Mallorca - Baléares
- Dos Hermanas - Sevilla
- La Pobla de Vallbona - Valencia

FINLAND

- Hyvinkää
- Ylivieska

NETHERLANDS

- Nieuwegein Zuid
- Oude Pekela

ITALY

- Ozzero - Mi
- Varallo Pombia -No-
- Roma
- Quart S, Elena -Ca-
- Pistoia
- Summaga di Porto Gruaro -Ve-
- Monza - Mb
- Moncalieri - To
- Palermo

IRELAND

- Rathkeale, Co. Limerick

NORWAY

- Honefoss
- Voss
- Fauske
- Nordkjosbotn
- Sarpsborg
- Naerboe
- Heimdal
- Alesund
- Grimstad
- Lierstrand
- Elverum
- Bjerkvik
- Mosjøen

PORTUGAL

- Guia

CZECH REPUBLIC

- Marianske Lazne
- Frydek-Mistek

SWEDEN

- Bålsta
- Sollebrunn
- Örkelljunga
- Kvicksund
- Kalmar
- Kalix

SWITZERLAND

- Langenthal
- Vernier

FRANCE

- 03 - Estivareilles (Montluçon)
- 06 - Nice
- 08 - Flize (Sedan)
- 12 - Luc-la-Primaube (Rodez)
- 13 - Les Pennes-Mirabeau
- 14 - Verson (Caen)
- 15 - Cayrols (Aurillac)
- 16 - Soyaux
- 17 - Rochefort
- 18 - St-Germain-Du-Puy
- 19 - Brive La Gaillarde
- 21 - Chenove
- 22 - Lannion (St-Brieuc)
- 22 - Coetmieux
- 24 - Montrem
- 26 - Pont-de-L'Isère
- 28 - Luisant (Nogent Le Phaye, Chartres)
- 29 - Ploudaniel (Brest)
- 30 - Cardet (Alès)
- 31 - Muret
- 31 - Fenouillet (Toulouse)
- 33 - Mérignac (Bordeaux)
- 33 - Sainte Eulalie (Bordeaux)
- 34 - Mauguio (Montpellier)
- 35 - Orgères (Rennes)
- 37 - Parçay Meslay (Tours)
- 38 - Voreppe (Grenoble)
- 42 - L'Etrat (St-Etienne)
- 44 - Treillières
- 47 - Villeneuve-sur-Lot
- 49 - Montreuil Juigné
- 50 - La Glacière (Cherbourg)
- 51 - Tinqueux (Reims)
- 52 - Saint-Dizier
- 53 - St-Berthevin (Laval)
- 56 - Guidel (Lorient)
- 56 - Ploeren
- 57 - Metz Woippy
- 59 - Vendeville
- 60 - Francastel
- 62 - Loison-sous-Lens
- 62 - Le Touquet
- 63 - Cournon d'Auvergne
- 64 - Bayonne
- 64 - Lescar (Pau)
- 66 - Perpignan
- 67 - Benfeld (Strasbourg)
- 69 - St-Priest Mi Plaine
- 70 - Vesoul
- 71 - Sennecé-Lès-Mâcon (Mâcon)
- 72 - La Bazoge
- 73 - Voglans (Chambéry)
- 74 - La Balme-de-Sillingy (Annecy)
- 76 - Boos
- 77 - Lagny sur Marne
- 78 - Bouafle
- 79 - Chauray (Niort)
- 83 - Roquebrune-sur-Argens (Le Muy)
- 84 - Vedène (Avignon)
- 85 - Les Clouzeaux (La Roche-sur-Yon)
- 85 - Mortagne-sur-Sèvre (La Roche-sur-Yon)
- 86 - Migné-Auxances (Poitiers)
- 87 - Limoges
- 88 - Thaaon-les-Vosges (Epinal)



MONTALCINO



ELEGANCE

FURNITURE

A QUALITY OF MANUFACTURE WORTHY OF OUR INITIAL TRADE AS CABINET MAKERS

Historically, the company's founder, Mr Constant Rousseau, was a craftsman cabinetmaker, familiar with noble materials and working with every type of wood.

Since then, RAPIDO has remained a family company, keeping this spirit of craftsmanship with genuine attention to detail. The desire to keep furniture made with elements in solid wood is still a reality, and even the design of each unit is specially conceived to last over time.

For a long time now, RAPIDO's joinery work has been a benchmark of quality, perfectly symbolising the company's values: an alliance of modernity and tradition. Our joiners only use high quality wood.

The joinery is guarantor of the quality of RAPIDO's manufacture: the same care and attention is brought to the furniture in each series, and the varnish is applied by hand. It is because of these scrupulous finishes that RAPIDO is well-known throughout the whole of Europe for the quality of its products.

	MONTALCINO	ELEGANCE	ELEGANCE DESIGN EDITION	DISTINCTION
	New modern colour glossy	Solid maple lower, with glossy aluminium insert	Solid maple lower, with glossy varnish	DISTINCTION SERIES Solid maple lower, with glossy varnish SERIE 10 Real wood veneer, solid maple lower, with multi-coat varnish
Serie 6/6B/6FF	•	•		
Serie 70dF/FF	•		•	
Serie 8F	•	•		
Serie 9dF	•	•		
Serie 90dF			•	
Serie 10				•
Serie DISTINCTION				•



ELEGANCE DESIGN EDITION



DISTINCTION



DISTINCTION (SERIE 10)

FURNITURE MONTALCINO
AVAILABLE IN SERIES 6/6B/6FF,
70dF/FF, 8F AND 9dF



Its cosy style creates a warm, modern
ambiance with its grey and chocolate
tones enhanced by a chrome finish on
the rods.

FURNITURE ELEGANCE



The « ELEGANCE » line carries its
name with nobility. The style has been
designed in line with our own values
and incorporates a lower moulding in
solid maple with a glossy aluminium
insert. Its chic French style can be found

throughout this year's range, from Series
6 to Series 90dF (Series 6/6B/6FF, 70dF/
FF, 8F, 9dF and 90dF).
Our 2015 Collection models all boast
solid maple furniture from entry-level
series upwards!

Series 70 and 90 come in Design Edition
and feature ELEGANCE furniture with
a glossy finish.

FURNITURE DISTINCTION
AS STANDARD FOR SERIES 10
DESIGN EDITION AND NEW
DISTINCTION SERIES



Glossy and sophisticated, this genuine
wood features pure lines and is
reminiscent of the luxury interiors found
in top Parisian hotels. Impeccable French
taste.

The furniture in the DISTINCTION series
is offered with a gorgeous glossy finish.

In Series 10, the DISTINCTION furniture
enjoys an additional treatment with
genuine wood veneer on the panels and
a magnificent multi-coat varnish finish.



**AN ENTIRE RANGE
DEDICATED TO LUXURY**

Like a precious jewel, the 2015
Collection sparkles with elegant,
well-designed details.
In the living room, back-lit lockers
line the upper cupboards. They
are easily accessible and perfect
for holding your personal items,
while at the same time emitting
a gentle light to create a relaxing
and exalting atmosphere.
Inspired by cutting-edge kitchen
layouts, the kitchen boasts a
fresh, gourmet style with a stone-
style workbench (in Series 10
Design Edition), glossy off-white
cupboard doors and more.

* except for furniture MONTALCINO

THE COMFORT OF RAPIDO UPHOLSTERY

SEATING COMFORT

2015 Collection: Its fluid horizontal lines provide a combination of style and comfort.

The improved seating offers an angled back combined with strong lower back support to provide excellent kidney support and make you feel that you are sitting on a sofa in the lounge of a five-star hotel!

DRIVING COMFORT

All the Fiat models are fitted with special motor home seats. In addition to their great comfort, they also adopt the ideal position (adjustable height and inclination for the back and the seat. Option/RAPIDO Pack: Series 6/8F). Design but also practical, their ergonomic shape follows your slightest movement.

HARMONY

The living room offers a resolutely modern look while also focusing on comfort: with cab seat cover colours which match the living room, incorporated headrests, and «cocoon-effect» seats in some models in Series 70dF/FF created by the rounded shape of living room seat backs.

A trendy look: throughout the entire range, RAPIDO's upholstery is enhanced by an elegant band of colour (except for Boston ambiance / «Sable» Nappa leather).

The bedroom features cushions as standard which, when placed on the bed, add a cosy charm to the room (optional in Series 6 and 8F).

3 CURTAIN RANGES TO MATCH YOUR INTERIOR

- > Japanese blinds with sliding panels (Series 6/6B/6FF and 8F).
- > Ship blinds in nautical style (Series 70dF/FF, 9dF).
- > Sliding curtains on curtain rods (Series 90dF, 10 Design Edition and DISTINCTION). The curtain rods are lit in Series 10 Design Edition and DISTINCTION.

RAPIDO pays particular attention to the quality of the upholstery. Conscious of the fact that a lot of time is spent sitting in a motor home, RAPIDO designs high quality upholstery. The choice of the foams and textiles determines the level of comfort; both are rigorously selected and tested. In your motorhome, hours pass but comfort remains.

- Available as standard
- Available at additional cost
- Not available

	6/6B/6FF	70dF/FF	8F	9dF	90dF	10	DISTINCTION
Valetta	●	●	●	●	●	■	●
Vienne	○	●	○	●	●	●	●
Honfleur	○	●	○	●	●	●	●
Ouessant	○	●	○	●	●	●	●
Oxford	○	●	○	●	●	●	●
Bergen	○	●	○	●	●	●	●
Alabama	○	○	○	○	○	○	○
Miami	○	○	○	○	○	○	○
Boston	○	○	○	○	○	○	○
Nappa	■	■	■	■	○	○	○



VALETTA



VIENNE

UPHOLSTERY: FABRIC



HONFLEUR



OUESSANT

UPHOLSTERY: FABRIC / TEP* OR VELVET FABRIC

The 2015 Collection offers new fabric ranges which are easy to clean. The 2 new Oxford and Bergen fabrics come in velvet plush (no Tep*). Light, warm, classic or modern: the entire range is stylishly upholstered with a contrasting band of colour (except for Boston and Nappa).



OXFORD



BERGEN



ALABAMA



MIAMI

LUXURY

Available as an option



BOSTON



NAPPA

> Miami style (LEATHER/Tep* in dark/light brown). Available as an option for the entire range. The visible stitching contrasts with the brown and beige hues of the leather, to which a velvety strip of faux suede is sewn.

> Boston ambiance (LEATHER/Tep* in beige).

> «Sable» Nappa leather. Available as an option on Series 90dF, 10 Design Edition, DISTINCTION.

This exceptionally high quality finishing leather will make your interiors even more luxurious.

* Tep: Polyamide-coated fabric.



Mediaplanet - RCS Laval 440 234 599 - Ph. : P. Rebmann, istock, Fotolia, Thinkstock, Phovoir, PunchStock, Masterfile - Stylisme : C. GESLIN - Édition 09/2014 (GB)

RAPIDO
CAMPING-CARS

Your next stage in the art of travelling

www.rapido.fr

414 RUE DES PERROUINS - CS 20019 - 53101 MAYENNE CEDEX - FRANCE - TEL. : +33 2 43 30 10 70 - FAX : +33 2 43 30 10 71

Some models presented in this catalogue may be shown with optional equipment. Non-contractual photos: stylistic elements, décor and accessories not included. Since part of RAPIDO production is intended for export, the characteristics of the models may vary from one country to another; for an exact definition of the models marketed, we request you to consult your dealer. RAPIDO reserves the right to make modifications to its models without notice. Despite the care taken in the production of this catalogue, it cannot be taken as a contractual document. Your dealer will be happy to give you any further information you may require.