



Xplore

2015 Caravan Range



SOLID
STRONG LIGHT DRY

The **first** and **only** fully-bonded construction system

Included by
10 YEAR
warranty
& body integrity
warranty

THEY'VE GOT A COMMON BOND



WE CALL IT



CONSTRUCTION

THE MOST ADVANCED TECHNOLOGY EVER USED IN LEISURE VEHICLE ENGINEERING

The first and only fully-bonded construction system for touring caravans and motorhomes. SoLiD Construction uses a tried and tested chemical bonding process as used in advanced automotive manufacture, Formula 1, aircraft and marine construction. SoLiD Construction eliminates water ingress, significantly increases structural rigidity and reduces weight to give you better fuel consumption.

STRONG

Everyone of our caravans and motorhomes is built with SoLiD Construction offering industry leading integrity and rigidity by spreading stresses and strains evenly across all joints.

LIGHT

Our fully-bonded construction system enables lighter vehicles, allowing class-leading specification whilst maintaining our lightweight advantage with improved fuel consumption.

DRY

With waterproof joints and over 95% fewer exterior screws, SoLiD Construction creates an impervious barrier to water ingress, backed by our Free 10 Year Water Ingress and Body Integrity Warranty.



New features & key specifications



New on All Models

STRONG LITE

'Strong-Lite' One-piece sides and SoLiD 'No Screws' awning rails upto 40% stronger and 30% lighter




Extra-large gas bottle locker with fitted gas regulator



Steel spare wheel and carrier with optional SE Pack



Space-saving Whale® heating with IC Controller - creates additional storage space



Craftsman-built cabinetry in 'Aspley Walnut' with dove-tailed drawers and Easy-Glide bed slats



New on All Models

OZIO

OZIO mattresses for optimum comfort, support and pressure relief



New on All Models

OZIO

'Verve' upholstery with OZIO Hi-Performance lightweight construction



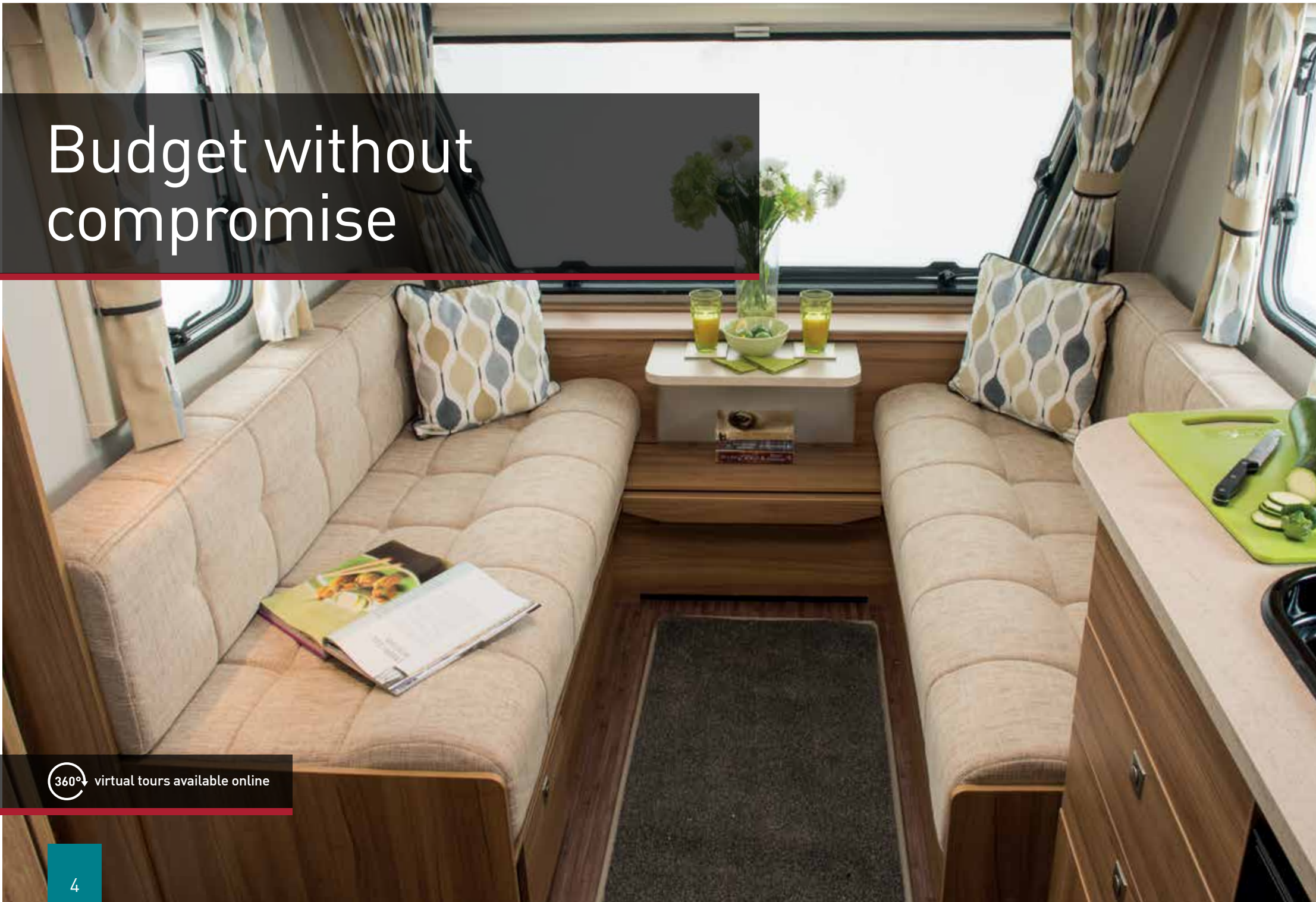
A greater choice of layouts, including end-bathroom options



Connect with us   

www.elddis.co.uk

Budget without compromise



360° virtual tours available online



Model shown: 574



Model shown: 526



Model shown: 526



Model shown: 574



Xplore



The award-winning, innovative lightweight range

Xplore is the most innovative lightweight value caravan range available today.

The multi-award-winning range features layouts that are both unique and exclusive - and some of the very lightest caravans in the UK.

Every model is compact and easy-to-tow with virtually any car, yet the Xplore's diminutive size belies the spacious and ingenious storage within.

The Xplore range boasts features and specification to outclass its competitors, yet comes at a very affordable price ... no wonder the Xplore is synonymous with exceptional value for money.



Connect with us



www.elddis.co.uk

Specification, layouts & key features

Layout Options


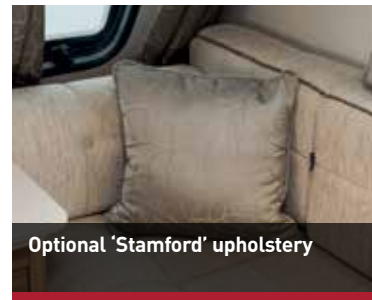
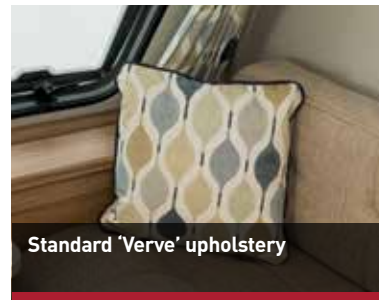


Key Features

- Revolutionary 'Strong-Lite' high-strength aluminium one-piece sides. Up to 40% stronger and 30% lighter
- 'No-Screws' Fully-bonded SoLiD awning rails
- Grade III Thermal Insulation for guaranteed all weather comfort
- Space-saving Whale® heating with Rapid heat-up 8L Whale® water heater and IC intelligent controller
- Extra large gas locker compartment for 2 gas bottles, with fitted gas regulator
- Reinforced step-on hitch cover making windows easier to clean
- Craftsman-built cabinetry with traditional dove-tailed drawers and durable granite effect worktops
- Fixed beds now come with OZIO Coolsoft luxury mattress(es) for optimum comfort, support and pressure relief. OZIO is warm in Winter and cool in Summer
- Luxurious 'Verve' upholstery with all-new OZIO Hi-Performance, lightweight construction, with co-ordinating scatter cushions as standard
- AL-KO Galvanised steel chassis with Euro-axle and AL-KO Euro overrun device with two-way assisted handbrake

Design options

Change the look and feel of your Xplore with a choice of interior furnishings



View videos online now

For more information and to meet the team behind the Xplore range please visit: www.elddis.co.uk

Please refer to our website for additional options for this range www.elddis.co.uk





Specification

Comfort

- Space-saving Whale heating - runs on gas or electric with quiet night-time setting - internally ducted heating throughout including bathrooms
- Grade III Thermal Insulation for guaranteed all weather comfort
- 6'5" Headroom
- Stylish shaped double-glazed opening windows with night ventilation position
- Co-ordinating headboard for greater comfort and style (fixed beds only)
- **NEW CLASS LEADING** Fixed beds now come with OZIO Coolsoft luxury mattress(es) for optimum comfort. This all-new class-leading mattress construction provides unbeatable support and pressure relief and it's unique properties make OZIO warm in Winter and cool in Summer. (Xplore 504 and 574 fixed bed models)
- Fixed bed frames with easy-lift gas struts for improved-access storage (fixed beds)
- Privacy curtains or room dividers (exc 402)
- Rooflight with pleated blind and separate flyscreen
- Fully opening spring-assisted beech slat bases on all bunks and beds for easy access
- Seat backrest ventilation boards
- Easy clean blinds and flyscreens to all windows

Entertainment

- Avtex, high gain, omni-directional aerial with FM, AM, MW & LW, receives digital and analogue signal
- TV points with dedicated locations for comfortable viewing (230V, 12V and aerial connection)
- Space saving occasional drinks table (exc 304)
- Free standing dining table with dedicated storage location

Wash

- **CLASS LEADING** Rapid heat up 8L Whale water heater
- **CLASS LEADING** Highflow submersible pump with intelligent controller and inline filter - turns the pump off when the water runs out
- Fully lined shower cubicle (Xplore 402, 504 and 574)
- Domestic style bathroom door with high quality privacy lock
- Vanity storage unit and mirror
- Polished chrome fittings, mixer taps and separate shower taps
- Electric flush toilet

Cook

- Combination oven and grill
- **NEW** Domestic style curved-door fridge freezer with large storage capacity up to 110L
- Black gloss enamelled 3 burner gas hob including high speed multi-function burner (for wok or large frying pan), spark ignition, flame failure protection and glass lid creating additional work surface
- Black gloss enamelled sink with glass lid creating additional work surface and removable drainer
- Spacious storage cupboards
- Worktop extension (selected models)
- Well-lit kitchen work area with energy-saving LED downlights
- Polished chrome fittings and taps
- Modern 'Mussel' kitchen splashback
- Cutlery tray

Style

- **CLASS LEADING** Full height, high gloss, stone chip resistant front panel (lightweight composite) with single panoramic opening window
- Full height high gloss rear panel with road lights
- **CLASS LEADING** Extra large gas locker compartment for 2 gas bottles, with fitted gas regulator
- Side marker lights
- Mud flaps
- **CLASS LEADING** Exterior 2-part door and fly screen with inbuilt storage as standard
- **NEW** LED Awning light above door
- Stylish wheel trims
- 'Aspley Walnut' craftsman-built cabinetry with traditional dove-tailed drawers, curved overhead lockers with positive locking and co-ordinating flush-fit 'Mussel' kitchen units with chrome feature
- **NEW CLASS LEADING** Luxurious 'Verve' upholstery with all-new OZIO Hi-Performance, lightweight construction, with co-ordinating scatter cushions as standard
- **CLASS LEADING** Quality and craftsmanship in every detail, including traditional dove-tailed drawers throughout
- Durable granite effect worktops
- **NEW** Removable luxurious Tuflex Twist carpet runner in 'Pebble'
- 'Chocolate' bamboo-effect easy clean heavy-duty vinyl flooring
- Matt nickel finish handles (excluding bathroom door)

Safety & Security

- CRiS identity number etched to windows and caravan chassis
- High security external door locks with single key operation
- All models comply with British and European safety standards as independently verified by the National Caravan Council (NCC)
- Concealed security data chip within caravan construction
- Carbon Monoxide (CO) alarm
- Smoke alarm
- Isolation taps for all gas appliances

Practical

- **NEW** AL-KO Galvanised steel chassis with Euro-axle and AL-KO Euro overrun device with two-way assisted handbrake
- **CLASS LEADING** GRP underskin to caravan floor providing a water resistant barrier
- **NEW CLASS LEADING** Revolutionary 'Strong-Lite' high-strength aluminium one-piece sides. Up to 40% stronger and 30% lighter
- **NEW CLASS LEADING** 'No-Screws' Fully-bonded SoLiD awning rails
- **NEW CLASS LEADING** LED Awning light
- Fully bonded roof for additional strength
- Reinforced step on hitch cover making windows easier to clean
- **CLASS LEADING** Fully protected mains electric system with up to **SIX** 230V sockets - more than any other caravan manufacturer
- Exterior access battery box with mains electric inlet (battery not included)
- Entrance step and entrance mat
- **NEW CLASS LEADING** High-grade door retainer
- High gloss black acrylic 12V control panel with battery status meter, awning light, 12V master, lighting and water pump switches
- Power-saving LED ceiling lights in living and washroom areas
- Halogen adjustable downlights in lounge and sleeping areas
- High performance, low energy consumption LED lights in kitchen
- Seat bases with space underneath for ample storage of larger, bulky items
- 13-pin 12V car connector
- 25 Meter mains hook-up cable
- Inboard semi-rigid fresh water pipes
- Large bore under-slung rigid waste pipes with offside outlet
- 20 Amp switchmode charger / transformer





Working together with world-class suppliers to deliver world-class caravans



Every Explorer Group caravan proudly carries the National Caravan Council (NCC) approved badge of quality. Elddis, Xplore, Compass and Buccaneer are trademarks of The Explorer Group Limited. Company Registration No. 02433663 England & Wales. This brochure does not constitute an offer by The Explorer Group. The Explorer Group reserves the right to, and does alter from time to time, technical specifications, prices and model ranges as materials, model improvements and conditions require, and can accept no responsibility for discrepancies between these and subsequent models shown. This brochure is for guidance purposes only. Please be sure to check our full current and technical specifications with your retailer before placing your order. Please note that Approved Retailers are not the agents of The Explorer Group. Accordingly they have no authority to bind The Explorer Group or to make any representation or undertaking whatsoever on behalf of The Explorer Group. Props shown in this brochure are for photographic purposes only and are not included in the specification. Bed covers and additional scatter cushions shown are for demonstration purposes only, similar co-ordinating sets are available to purchase from your Explorer Group retailer. The Explorer Group products are covered against water ingress damage for 10 years from the original date of purchase of a new product. This applies to water ingress through any permanently sealed seam joints. If you purchase this vehicle as a used vehicle it may be possible to transfer the unexpired term of the warranty cover (up to a maximum of six years commencing at the original date of purchase from new). Full Terms and Conditions, including service intervals and exclusions can be found on the Elddis website www.elddis.co.uk or by telephoning The Explorer Group Customer Care Team.