



Xplore

2016 Caravan Range



backed by
10 YEAR
water ingress
& body integrity
warranty

SOLID

STRONG LIGHT & DRY



TECHNOLOGY PARTNERS



The most advanced technology used
in touring caravan engineering.

The first and only fully-bonded construction system for touring caravans. SoLiD Construction uses a chemical bonding process which is used in Formula 1, aircraft and marine construction.

THE ADVANTAGES OF



STRONG – Solid Construction means our caravans offer industry leading integrity and rigidity.



LIGHT – Fully bonded construction enables lighter vehicles which improves fuel consumption.



DRY – Waterproof joints and 95% fewer exterior screws create an impenetrable water barrier.



Find out more by visiting www.elddis.co.uk/solid



Xplore


New features & key specifications



'Strong-Lite' One-piece sides - up to 40% stronger and 30% lighter - plus SoLiD 'No Screws' awning rails

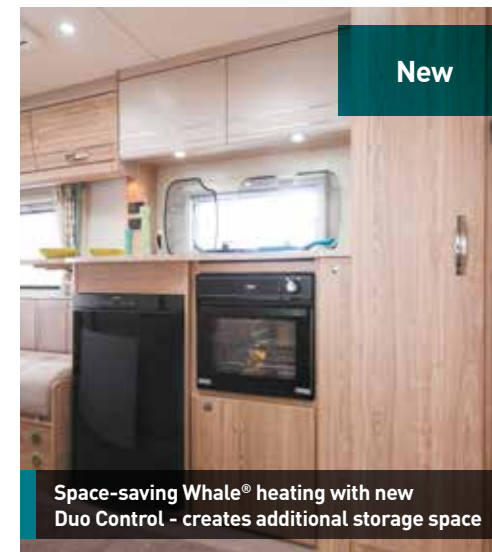


Extra-large gas bottle locker with fitted gas regulator



New

Teleco Teleplus X2/39U directional aerial for superior reception



New

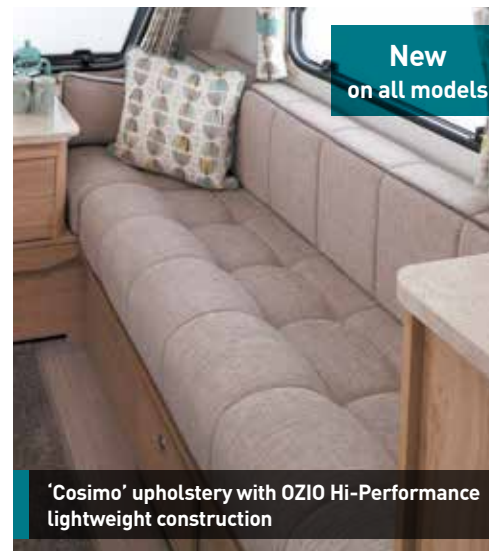
Space-saving Whale® heating with new Duo Control - creates additional storage space



'Marone' craftsman-built cabinetry with dove-tailed drawers and Easy-Glide bed slats




OZIO mattresses for optimum comfort, support and pressure relief



New
on all models

'Cosimo' upholstery with OZIO Hi-Performance lightweight construction



New

A greater choice of layouts, including new Xplore 586



Budget without compromise...

NEW
Model

360° virtual tours available online



Model shown: 586



Model shown: 526



Model shown: 586



Model shown: 574

Xplore



The award-winning, innovative lightweight range

Xplore is the most innovative lightweight value caravan range available today.

The multi-award-winning range features layouts that are both unique and exclusive – and some of the very lightest caravans in the UK.

Every model is compact and easy-to-tow with virtually any car, yet the Xplore's diminutive size belies the spacious and ingenious storage within.

The Xplore range boasts features and specification to outclass its competitors, yet comes at a very affordable price... no wonder the Xplore is synonymous with exceptional value for money.



Specification, layouts & key features

Layout Options



Xplore 304

Single Axle | 4 Berth



Xplore 402

Single Axle | 2 Berth



Xplore 435

Single Axle | 5 Berth



Xplore 526

Single Axle | 6 Berth



Xplore 574

Single Axle | 4 Berth



Xplore 586

Single Axle | 6 Berth

Key Features

- AL-KO galvanised steel chassis with Euro-axle and AL-KO Euro overrun device with two-way assisted handbrake
- GRP underskin to caravan floor providing a water resistant barrier
- Full height, high gloss, stone chip resistant front panel (lightweight composite) with single panoramic opening window
- Revolutionary 'Strong-Lite' high-strength aluminium one-piece sides. Up to 40% stronger and 30% lighter
- 'No-Screws' Fully-bonded SoLiD awning rails
- Grade III Thermal Insulation for guaranteed all weather comfort
- **NEW** Whale Duo Control combination controller
- Space-saving Whale heating- runs on gas or electric with quiet night-time setting - internally ducted heating throughout including bathrooms
- Rapid heat up 8L Whale water heater
- Full height high gloss rear panel with road lights
- **NEW** Teleco Teleplus X2/39U Directional aerial
- Fixed beds with OZIO Coolsoft luxury mattress(es). (574 fixed bed models)
- Luxurious 'Cosimo' upholstery with OZIO Hi-Performance, lightweight construction, with co-ordinating scatter cushions and bolsters as standard
- **NEW** 'Marone' craftsman-built cabinetry

Design options

Change the look and feel of your Xplore with a choice of interior furnishings.

Please refer to our website for additional options for this range
www.elddis.co.uk



Standard 'Cosimo' upholstery



Optional 'Mayfair' upholstery



Optional 'Lorie' upholstery (also shown reversed)





Specification

Comfort

- Space-saving Whale heating- runs on gas or electric with quiet night-time setting - internally ducted heating throughout including bathrooms
- **NEW** Whale Duo Control combination controller
- Grade III Thermal Insulation for guaranteed all weather comfort
- 6'5" Headroom
- Co-ordinating headboard for greater comfort and style (fixed beds only)
- **CLASS LEADING** Fixed beds come with OZIO Coolsoft luxury mattress(es) for optimum comfort. This class-leading mattress construction provides unbeatable support and pressure relief and its unique properties make OZIO warm in Winter and cool in Summer (574 fixed bed models)
- Fixed bed frames with easy-lift gas struts for improved-access storage (fixed beds)
- Privacy curtains or room dividers (excl. 402)
- Rooflight with pleated blind and separate flyscreen
- Fully opening spring-assisted beech slat bases on all bunks and beds for easy access
- Seat backrest ventilation boards
- Easy clean blinds and flyscreens to all windows

Entertainment

- **NEW** Teleco Teleplus X2/39U Directional aerial
- TV points with dedicated locations for comfortable viewing (230V, 12V and aerial connection)
- **NEW** Space saving occasional drinks table (excl. 304), plus removable chest of drawers in 402 and 586 models
- Free standing dining table with dedicated storage location

Wash

- **CLASS LEADING** Rapid heat up 8L Whale water heater
- **CLASS LEADING** Highflow submersible pump with intelligent controller and inline filter - turns the pump off when the water runs out
- Fully lined shower cubicle (402, 574 and 586)
- Domestic style bathroom door with high quality privacy lock
- Vanity storage unit and mirror
- **NEW** Polished chrome fittings, mixer taps and separate shower taps
- Electric flush toilet

Cook

- Combination oven and grill
- Domestic style curved-door fridge freezer with large storage capacity up to 110L
- Black gloss enamelled 3 burner gas hob including high speed multi-function burner (for wok or large frying pan), spark ignition, flame failure protection and glass lid creating additional work surface
- Black gloss enamelled sink with glass lid creating additional work surface and removable drainer
- Spacious storage cupboards
- Worktop extension (selected models)
- Well lit kitchen work area with energy-saving LED downlights
- Polished chrome fittings and taps
- Modern 'Mussel' kitchen splashback
- Cutlery tray

Style

- **CLASS LEADING** Full height, high gloss, stone chip resistant front panel (lightweight composite) with single panoramic opening window

- Full height high gloss rear panel with road lights
- **CLASS LEADING** Extra large gas locker compartment for 2 gas bottles, with fitted gas regulator
- Side marker lights
- **CLASS LEADING** Exterior 2-part door and fly screen with inbuilt storage as standard
- Stylish wheel trims
- **NEW** Graphics
- **NEW** 'Marone' craftsman built cabinetry with traditional dove-tailed drawers, curved overhead lockers with positive locking and co-ordinating flush-fit 'Fantasie Brushed' kitchen units with chrome feature
- **NEW CLASS LEADING** Luxurious 'Cosimo' upholstery with OZIO Hi-Performance, lightweight construction, with co-ordinating scatter cushions and bolsters as standard
- **NEW** 400x400 MPK VisionStar M Pro rooflight with flyscreen and blind
- Quality and craftsmanship in every detail, including traditional dove-tailed drawers throughout.
- **NEW** Durable granite 'Mineral Crème' effect worktops
- **NEW** Removable luxurious Stainsafe Moorland Twist carpet runner in 'Mist'
- **NEW** 'Moonrise' woodblock-effect easy clean heavy-duty vinyl flooring
- **NEW** Chrome-effect handles (excl. bathroom door)
- **NEW** Soft-close wardrobe doors (402 and 574)

Safety & Security

- **NEW** CRiS security system
- High security external door locks with single key operation
- Concealed security data chip within caravan construction
- Carbon Monoxide (CO) alarm

- Smoke alarm
- Isolation taps for all gas appliances

Practical

- AL-KO Galvanised steel chassis with Euro-axle and AL-KO Euro overrun device with two-way assisted handbrake
- **CLASS LEADING** GRP underskin to caravan floor providing a water resistant barrier
- **CLASS LEADING** Revolutionary 'Strong-Lite' high-strength aluminium one-piece sides. Up to 40% stronger and 30% lighter
- **CLASS LEADING** 'No-Screws' Fully-bonded SoLiD awning rails
- **CLASS LEADING** LED Awning light
- Fully bonded roof for additional strength
- Reinforced step on hitch cover making windows easier to clean
- **CLASS LEADING** Fully protected mains electric system with up to six 230V sockets - more than any other caravan manufacturer
- Exterior access battery box with mains electric inlet (battery not included)
- Entrance step and entrance mat
- **CLASS LEADING** High-grade door retainer
- High gloss black acrylic 12V control panel with battery status meter, awning light, 12V master, lighting and water pump switches
- Power-saving LED ceiling lights in living and washroom areas
- Halogen adjustable downlights in lounge and sleeping areas
- Seat bases with space underneath for ample storage of larger, bulky items
- **NEW** Fixing points for rear mounted 2 cycle 'Fiamma' caravan universal carrier and mounting rail

and much more



backed by
10 YEAR
water ingress
& body integrity
warranty



Working together with world-class suppliers to deliver world-class caravans



Every Explorer Group caravan proudly carries the National Caravan Council (NCC) approved badge of quality. Elddis, Xplore, Compass and Buccaneer are trademarks of The Explorer Group Limited. Company Registration No. 02433663 England & Wales. This brochure does not constitute an offer by The Explorer Group. The Explorer Group reserves the right to, and does alter from time to time, technical specifications, prices and model ranges as materials, model improvements and conditions require, and can accept no responsibility for discrepancies between these and subsequent models shown. This brochure is for guidance purposes only. Please be sure to check our full current and technical specifications with your retailer before placing your order. Please note that Approved Retailers are not the agents of The Explorer Group. Accordingly they have no authority to bind The Explorer Group or to make any representation or undertaking whatsoever on behalf of The Explorer Group. Props shown in this brochure are for photographic purposes only and are not included in the specification. Bed covers and additional scatter cushions shown are for demonstration purposes only, similar co-ordinating sets are available to purchase from your Explorer Group retailer. The Explorer Group products are covered against water ingress damage for 10 years from the original date of purchase of a new product. This applies to water ingress through any permanently sealed seam joints. If you purchase this vehicle as a used vehicle it may be possible to transfer the unexpired term of the warranty cover (up to a maximum of six years commencing at the original date of purchase from new). Full Terms and Conditions, including service intervals and exclusions can be found on the Elddis website www.elddis.co.uk or by telephoning The Explorer Group Customer Care Team.